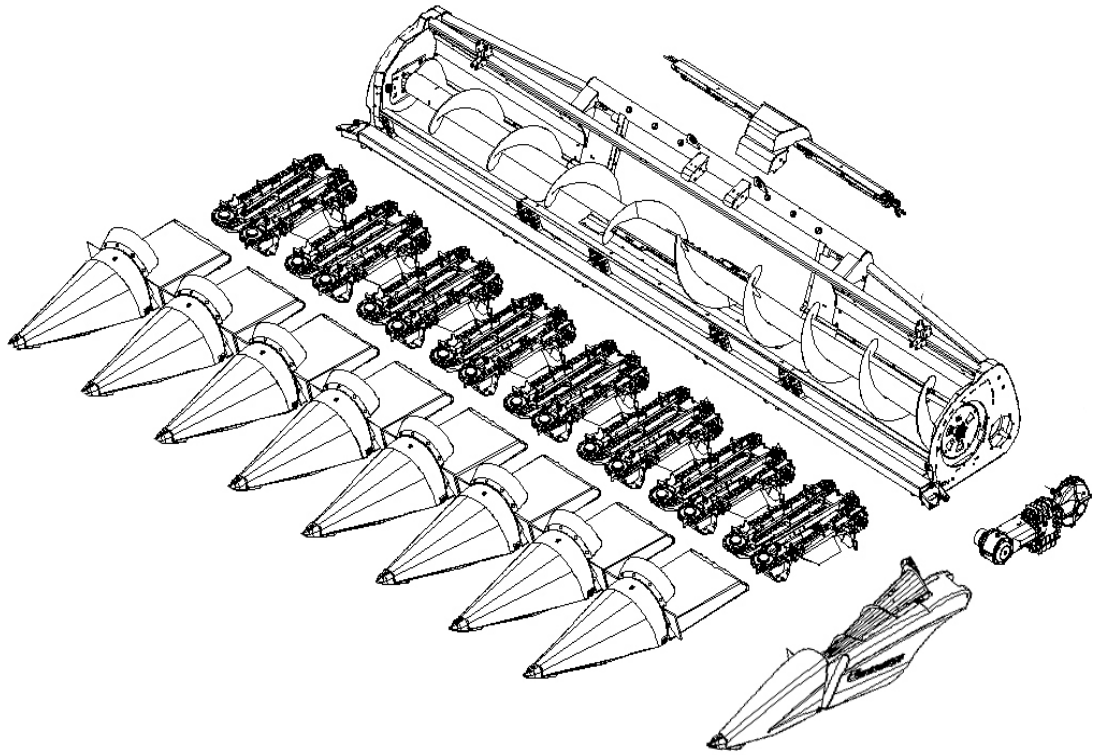


# GERINGHOFF



## Parts Catalog

Ersatzteilkatalog

MSH 880FB LMS - MF

Carl Geringhoff Vertriebsgesellschaft mbH & Co. KG  
Porschestra. 8  
D-59227 Ahlen

Telefon +49 (0) 2382 9814-0  
Telefax +49 (0) 2382 9814-40  
E-Mail [info@geringhoff.de](mailto:info@geringhoff.de)



## Introduction *Einleitung*

*Dear Customer,*

*Thank you for your trust in Geringhoffs products and services.*

*Our team passionately works to help you get the most out of your harvest, and boost your productivity and yields with powerful, reliable harvesting solutions.*

*This Spare Parts Catalog offers extensive information about available spare parts for your Geringhoff harvesting head.*

*Due to the complexity of the machines, and the great variety of different solutions Geringhoff offers, it is possible that some spare parts listed will offer multiple choices.*

*Should this list not offer detailed and clear information to the parts you are needing, please contact our Parts Service Team.*

*We are continuously improving our products and technical documents, and are open to your feedback at [info@geringhoff.de](mailto:info@geringhoff.de).*

*Sehr geehrter Kunde,*

*vielen Dank für Ihr Vertrauen in die Produkte und Dienstleistungen von Geringhoff.*

*Wir arbeiten mit unserem Team leidenschaftlich daran, Sie bei der Ernte zu unterstützen und Ihnen mit leistungsstarken und zuverlässigen Lösungen zu mehr Produktivität und besseren Ergebnissen zu verhelfen.*

*In der vorliegenden Ersatzteilliste erhalten Sie umfassende Informationen zu verfügbaren Ersatz- und Verschleißteilen zu Ihrem Geringhoff Erntevorsatz.*

*Auf Grund der Komplexität der Erntevorsätze und der großen Vielfalt unterschiedlicher Lösungen, die Geringhoff Ihnen bietet, ist nicht auszuschließen, dass die Ersatzteilliste eine Mehrfach-Auswahl einzelner Bauteile bereithält.*

*Sollte die vorliegende Ersatzteilliste keinen klaren Aufschluss über die benötigten Teile bereithalten, wenden Sie sich bitte an unser Service-Team.*

*Wir arbeiten kontinuierlich an der Verbesserung unserer Technischen Dokumente und freuen uns über Ihre konstruktive Kritik an [info@geringhoff.de](mailto:info@geringhoff.de).*

### **Parts Service Team**

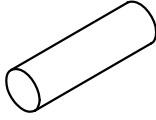
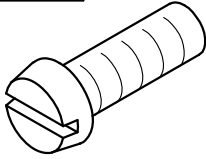






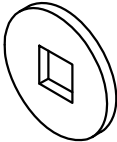
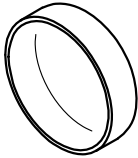
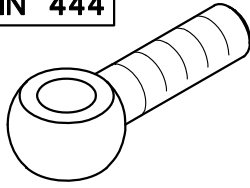


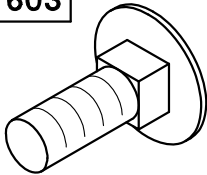

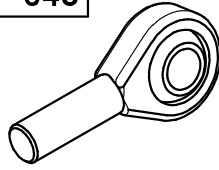

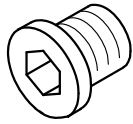
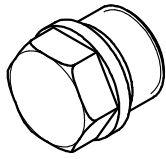
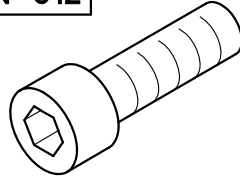
Telefon +49 (0) 2382 9814-45

Telefax +49 (0) 2382 9814-50

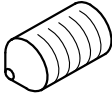
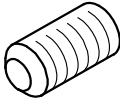
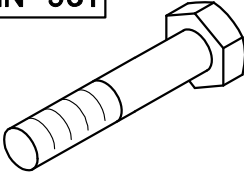
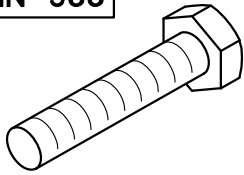
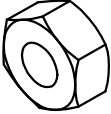
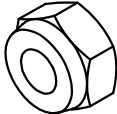
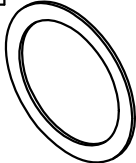
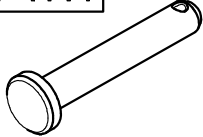
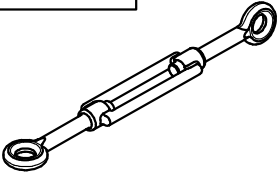

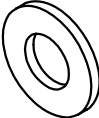



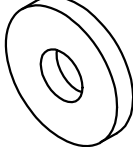

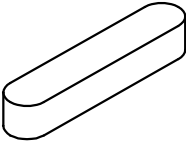

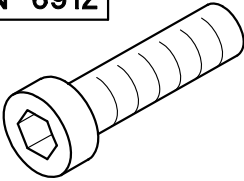

Internet [www.geringhoff.de](http://www.geringhoff.de)

E-Mail [ersatzteile@geringhoff.de](mailto:ersatzteile@geringhoff.de)

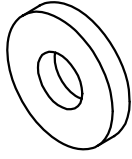
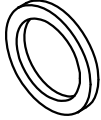
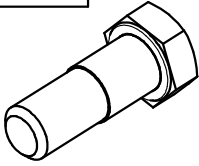

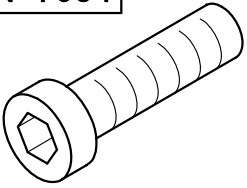
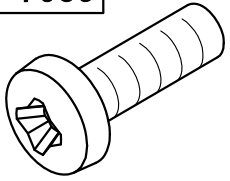
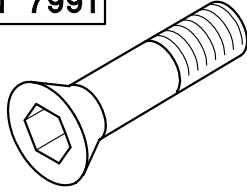
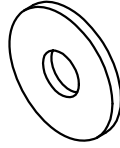
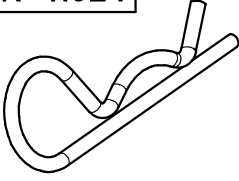
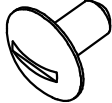
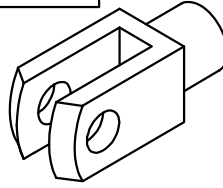
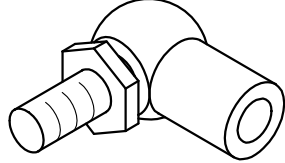
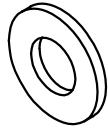

# DIN

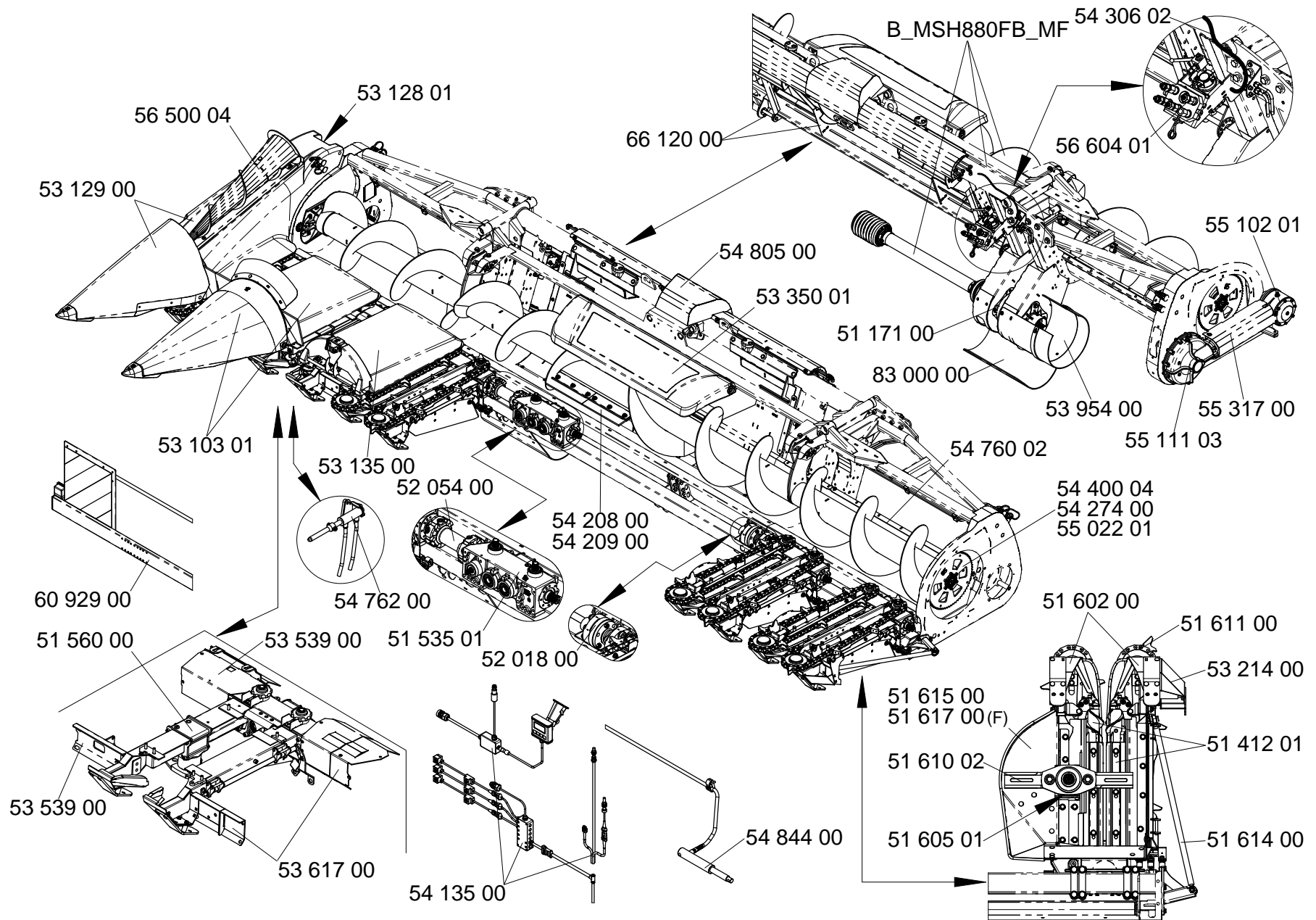
<p><b>DIN 7</b></p> 	<p><b>DIN 84</b></p> 	<p><b>DIN 125</b></p> 	<p><b>DIN 127</b></p> 
<p>Zylinderstift</p>	<p>Zylinderschraube</p>	<p>Scheibe</p>	<p>Federring</p>
<p>Pin</p>	<p>Bolt slotted chese-head</p>	<p>Washer</p>	<p>Washer lock</p>
<p><b>DIN 128</b></p> 	<p><b>DIN 433</b></p> 	<p><b>DIN 439</b></p> 	<p><b>DIN 440-R</b></p> 
<p>Federring</p>	<p>Scheibe</p>	<p>Sechskantmutter</p>	<p>Scheibe</p>
<p>Washer lock</p>	<p>Washer</p>	<p>Hex nut</p>	<p>Washer</p>
<p><b>DIN 440-V</b></p> 	<p><b>DIN 442</b></p> 	<p><b>DIN 444</b></p> 	<p><b>DIN 471</b></p> 
<p>Scheibe</p>	<p>Deckel</p>	<p>Augenschraube</p>	<p>Sicherungsring</p>
<p>Washer</p>	<p>Cover</p>	<p>Eye bolt</p>	<p>Snap ring</p>
<p><b>DIN 472</b></p> 	<p><b>DIN 603</b></p> 	<p><b>DIN 625</b></p> 	<p><b>DIN 648</b></p> 
<p>Sicherungsring</p>	<p>Flachrundschaube</p>	<p>Rillenkugellager</p>	<p>Gelenkkopf</p>
<p>Snap ring</p>	<p>Bolt carriage</p>	<p>Grooved ball bearing</p>	<p>Ball joint</p>
<p><b>DIN 720</b></p> 	<p><b>DIN 908</b></p> 	<p><b>DIN 910</b></p> 	<p><b>DIN 912</b></p> 
<p>Kegelrollenlager</p>	<p>Verschlusschraube</p>	<p>Verschlusschraube</p>	<p>Zylinderschraube</p>
<p>Tapered roller bearing</p>	<p>Plug screw</p>	<p>Plug screw</p>	<p>Bolt allen head</p>

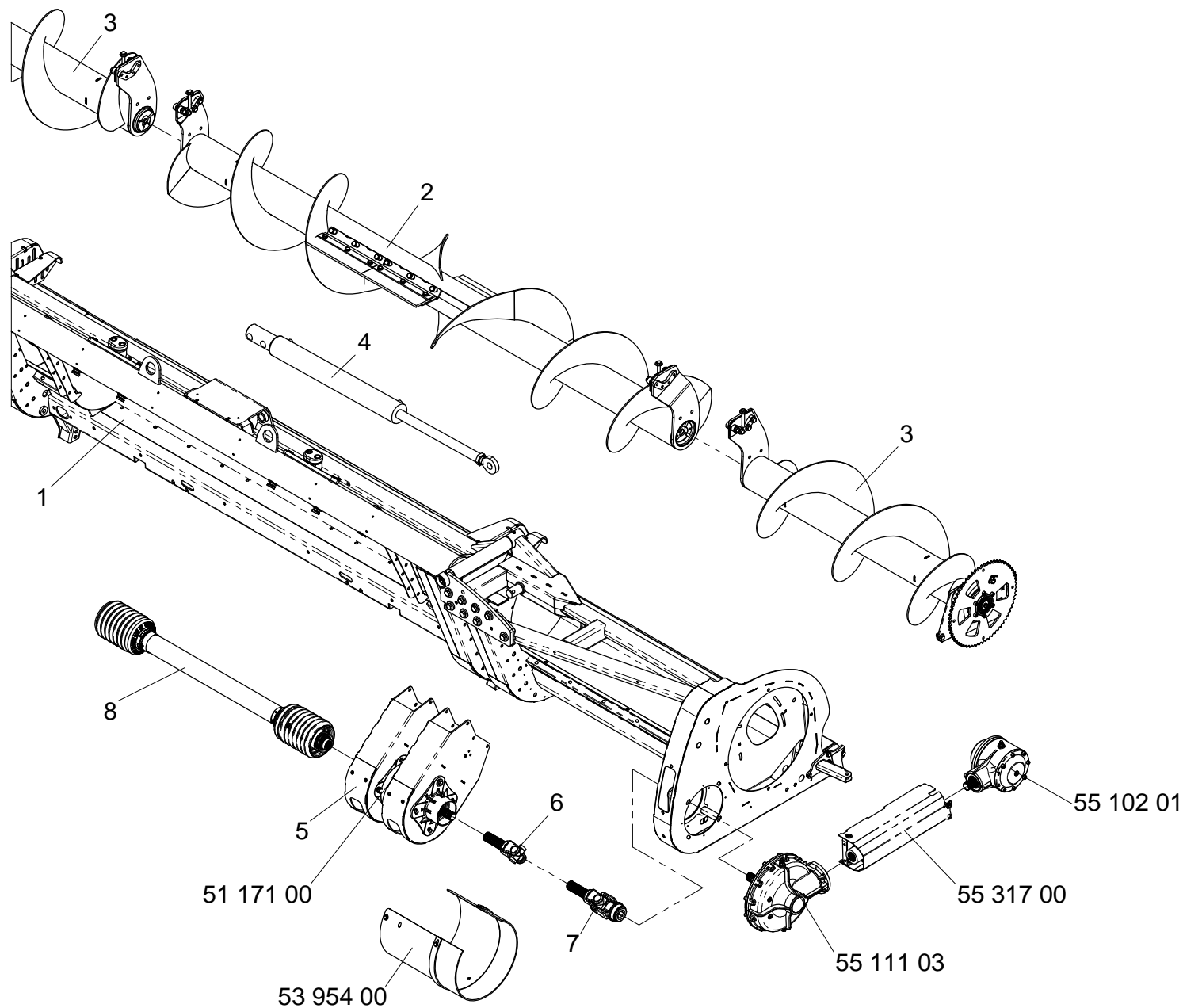
# DIN

<p><b>DIN 914</b></p> 	<p><b>DIN 916</b></p> 	<p><b>DIN 931</b></p> 	<p><b>DIN 933</b></p> 
<p>Gewindestift</p>	<p>Gewindestift</p>	<p>Sechskantschraube</p>	<p>Sechskantschraube</p>
<p>Threaded pin</p>	<p>Threaded pin</p>	<p>Bolt hex</p>	<p>Bolt hex</p>
<p><b>DIN 934</b></p> 	<p><b>DIN 985</b></p> 	<p><b>DIN 988</b></p> 	<p><b>DIN 1444</b></p> 
<p>Sechskantmutter</p>	<p>Sechskantsicherungsmutter</p>	<p>Passscheibe</p>	<p>Bolzen</p>
<p>Nut</p>	<p>Nut lock</p>	<p>Shim</p>	<p>Bolt</p>
<p><b>DIN 1480</b></p> 	<p><b>DIN 1481</b></p> 	<p><b>DIN 1524</b></p> 	<p><b>DIN 2093</b></p> 
<p>Spannschloss</p>	<p>Spannstift</p>	<p>Contact-Scheibe Form M</p>	<p>Tellerfeder</p>
<p>Buckle</p>	<p>Roll pin</p>	<p>Washer Contact design M</p>	<p>Washer Plate</p>
<p><b>DIN 3760</b></p> 	<p><b>DIN 6319</b></p> 	<p><b>DIN 6340</b></p> 	<p><b>DIN 6798</b></p> 
<p>Wellendichtring</p>	<p>Kegelpfanne</p>	<p>Scheibe</p>	<p>Fächerscheibe</p>
<p>Seal</p>	<p>Washer conical</p>	<p>Washer</p>	<p>Washer lock</p>
<p><b>DIN 6885-A</b></p> 	<p><b>DIN 6885-B</b></p> 	<p><b>DIN 6912</b></p> 	<p><b>DIN 6923</b></p> 
<p>Passfeder</p>	<p>Passfeder</p>	<p>Zylinderschraube</p>	<p>Flanschmutter</p>
<p>Feather key</p>	<p>Feather key</p>	<p>Bolt allen head</p>	<p>Flange nut</p>

# DIN

<p><b>DIN 7349</b></p> 	<p><b>DIN 7603</b></p> 	<p><b>DIN 7968</b></p> 	<p><b>DIN 7980</b></p> 
<p>Scheibe</p>	<p>Dichtring</p>	<p>Sechskant-Passschraube</p>	<p>Federring</p>
<p>Washer</p>	<p>Seal ring</p>	<p>Bolt hex</p>	<p>Washer lock</p>
<p><b>DIN 7984</b></p> 	<p><b>DIN 7985</b></p> 	<p><b>DIN 7991</b></p> 	<p><b>DIN 9021</b></p> 
<p>Zylinderschraube</p>	<p>Linsenschraube</p>	<p>Senkschraube</p>	<p>Scheibe</p>
<p>Bolt allen head</p>	<p>Bolt lens head</p>	<p>Bolt countersunk</p>	<p>Washer</p>
<p><b>DIN 11024</b></p> 	<p><b>DIN 54850</b></p> 	<p><b>DIN 71752</b></p> 	<p><b>DIN 71802</b></p> 
<p>Federstecker</p>	<p>Flachrundschrabe</p>	<p>Gabelkopf</p>	<p>Winkelgelenk</p>
<p>Hitch pin</p>	<p>Bolt round head</p>	<p>Clevis</p>	<p>Angle joint</p>
<p><b>DIN 88129</b></p> 	<p><b>DIN 96912</b></p> 		
<p>Contact-Scheibe</p>	<p>Sechskantschraube</p>		
<p>Washer contact</p>	<p>Bolt hex</p>		





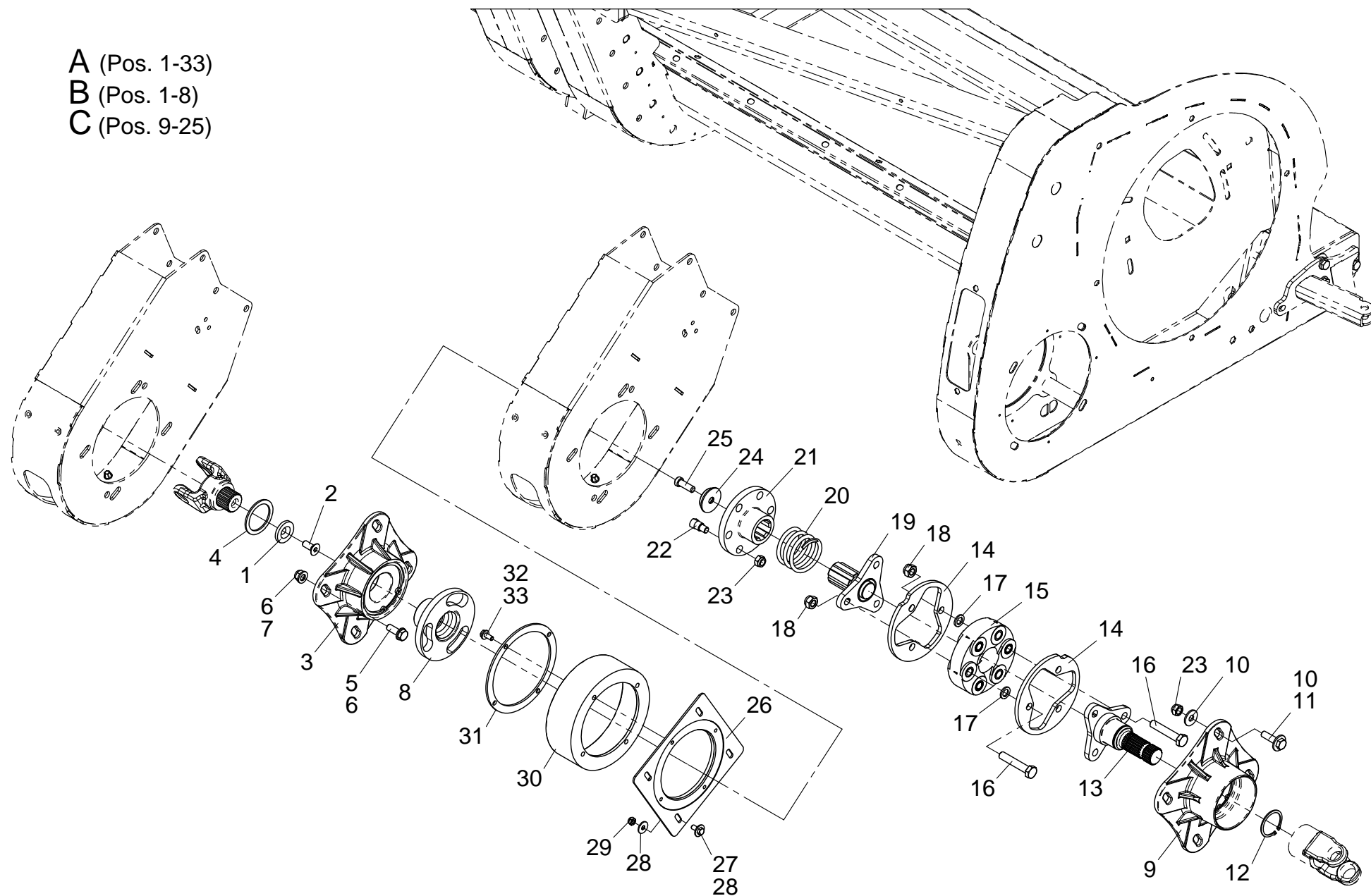


Pos.	Artikelnummer Article Number	Menge Quantity	Beschreibung	Description	Anmerkung Comment
1	5588604	1	Mulde	Frame	
2	315006	1	Schnecke	Auger	
3	315046	1	Schnecke	Auger	L
3	315086	1	Schnecke	Auger	R
4	026657	2	Hydraulikzylinder	Hydraulic cylinder	
5	5503057	4	Lagerhalter	Support bearing	
6	023674	2	Gelenkwellenhälfte	Joint shaft half	
7	023756	2	Gelenkwellenhälfte	Joint shaft half	
8	043739	2	Gelenkwelle	Joint shaft	

A (Pos. 1-33)

B (Pos. 1-8)

C (Pos. 9-25)

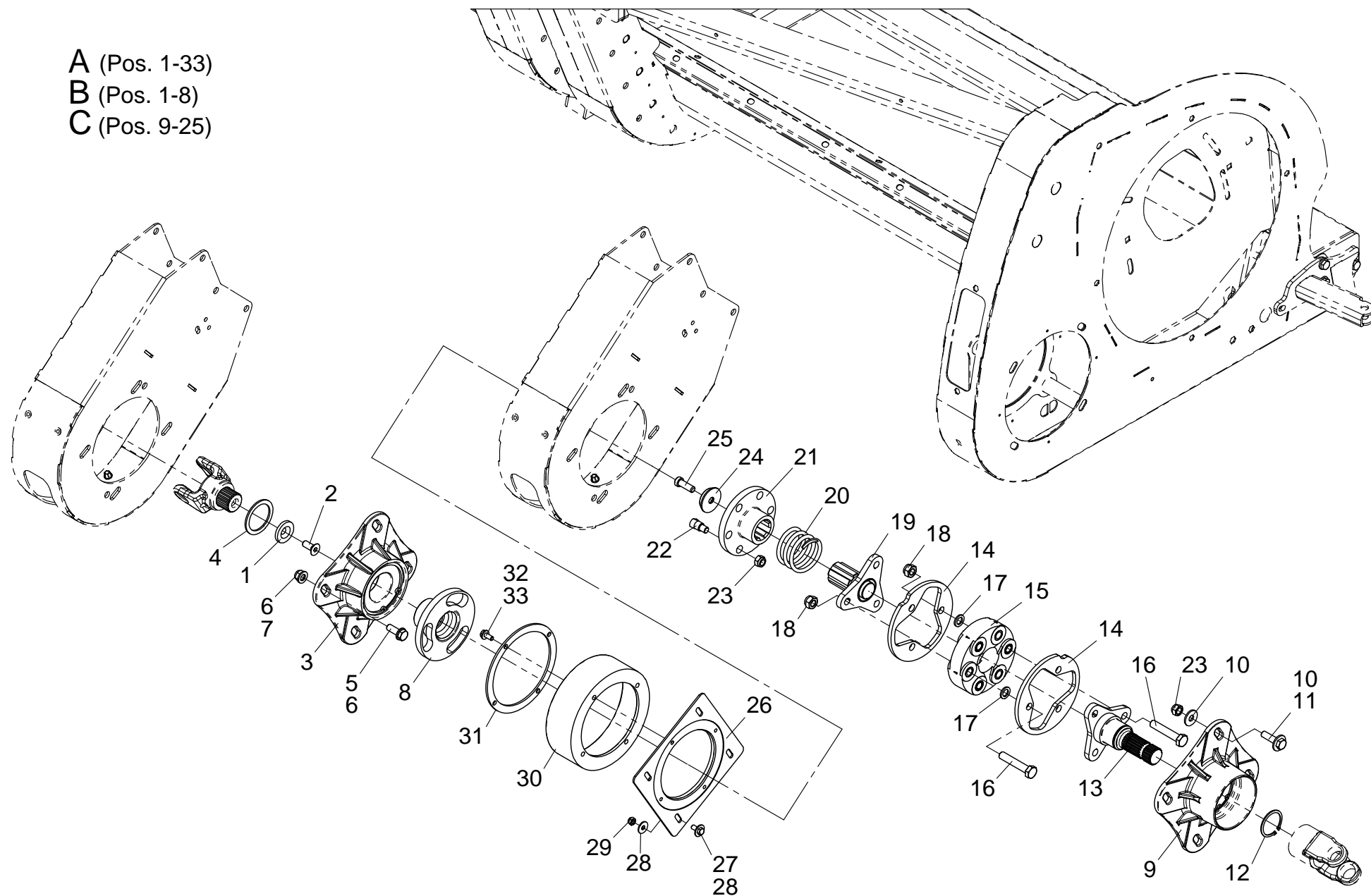


Pos.	Artikelnummer Article Number	Menge Quantity	Beschreibung	Description	Anmerkung Comment
A	527213	1	Selbstfangsystem	Driver coupler	1-33
B	529280	1	Selbstfangsystem	Automatic catching system	1-8
C	529281	1	Selbstfangsystem	Driver coupler	9-25
1	040189	1	Scheibe mit Senkung	Washer with counter bore	
2	040904	1	Senkschraube M12x30 - DIN 7991, verz.	Bolt countersunk M12x30 - DIN 7991, galv.	
3	527225	1	Lagergehäuse	Bearing housing	
4	040381	1	Paßscheibe 56x72x3 - DIN 988	Shim 56x72x3 - DIN 988	
5	040491	4	Skt.-Schraube M12x35 - DIN 933, verz.	Bolt hex M12x35 - DIN 933, galv.	
6	040203	4	Scheibe A13 - DIN 125, verz.	Washer A13 - DIN 125, galv.	
7	040010	9	Skt.-Mutter M12 - DIN 985, verz.	Hex nut M12 - DIN 985, galv.	
8	012264	1	Adaptionsnabe	Adaption hub	
9	025349	1	Lagergehäuse	Bearing housing	
10	040230	1	Scheibe A 12,5x32x3, verz.	Washer A 12,5x32x3, galv.	
11	040492	4	Skt.-Schraube M12x45 - DIN 933, verz.	Bolt hex M12x45 - DIN 933, galv.	
12	041082	1	Sicherungsring 50x2 - DIN 471	Snap ring 50x2 - DIN 471	
13	012262	1	Profilzapfen	Profile pivot	
14	510245	2	Abstützung	Brace	
15	027103	2	Hardyscheibe GAB 105	Flexible coupling GAB 105	
16	040831	6	Skt.-Schraube M14x75 - DIN 931, verz.	Bolt hex M14x75 - DIN 931, galv.	
17	040383	3	Scheibe Ø15 - DIN 433, verz.	Washer Ø15 - DIN 433, galv.	
18	042006	12	Skt.-Mutter M14 - DIN 985, verz.	Hex nut M14 - DIN 985, galv.	
19	012260	1	Vielkeilprofilzapfen	Multiple spline profile pivot	
20	041931	1	Druckfeder Ø75/ 61x7 - 102lg	Compression spring Ø75/ 61x7 - 102lg	
21	501457	1	Vielkeilprofilronde	Multiple spline profile round plate	
22	626202	3	Mitnehmerbolzen	Driver pin	

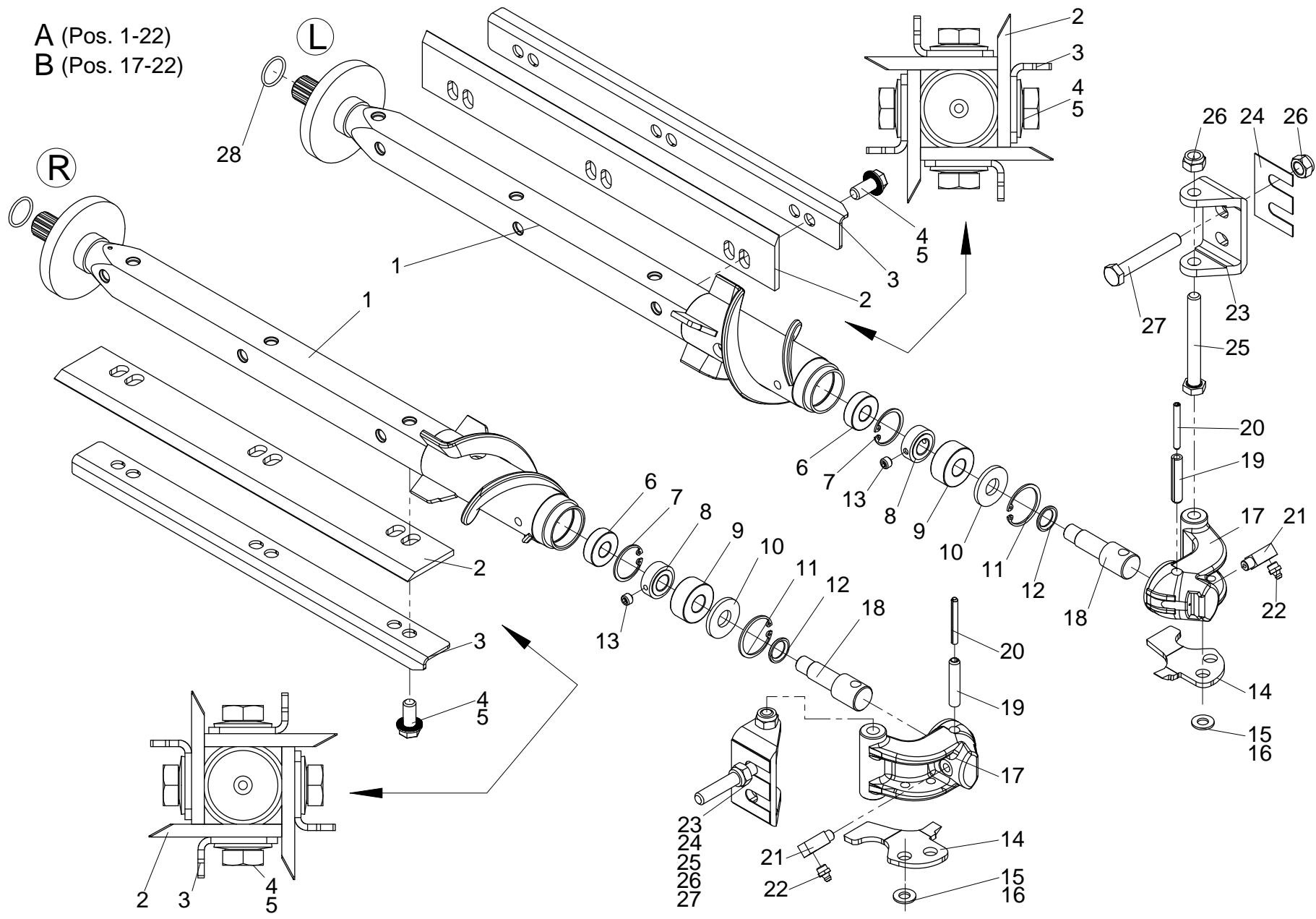
A (Pos. 1-33)

B (Pos. 1-8)

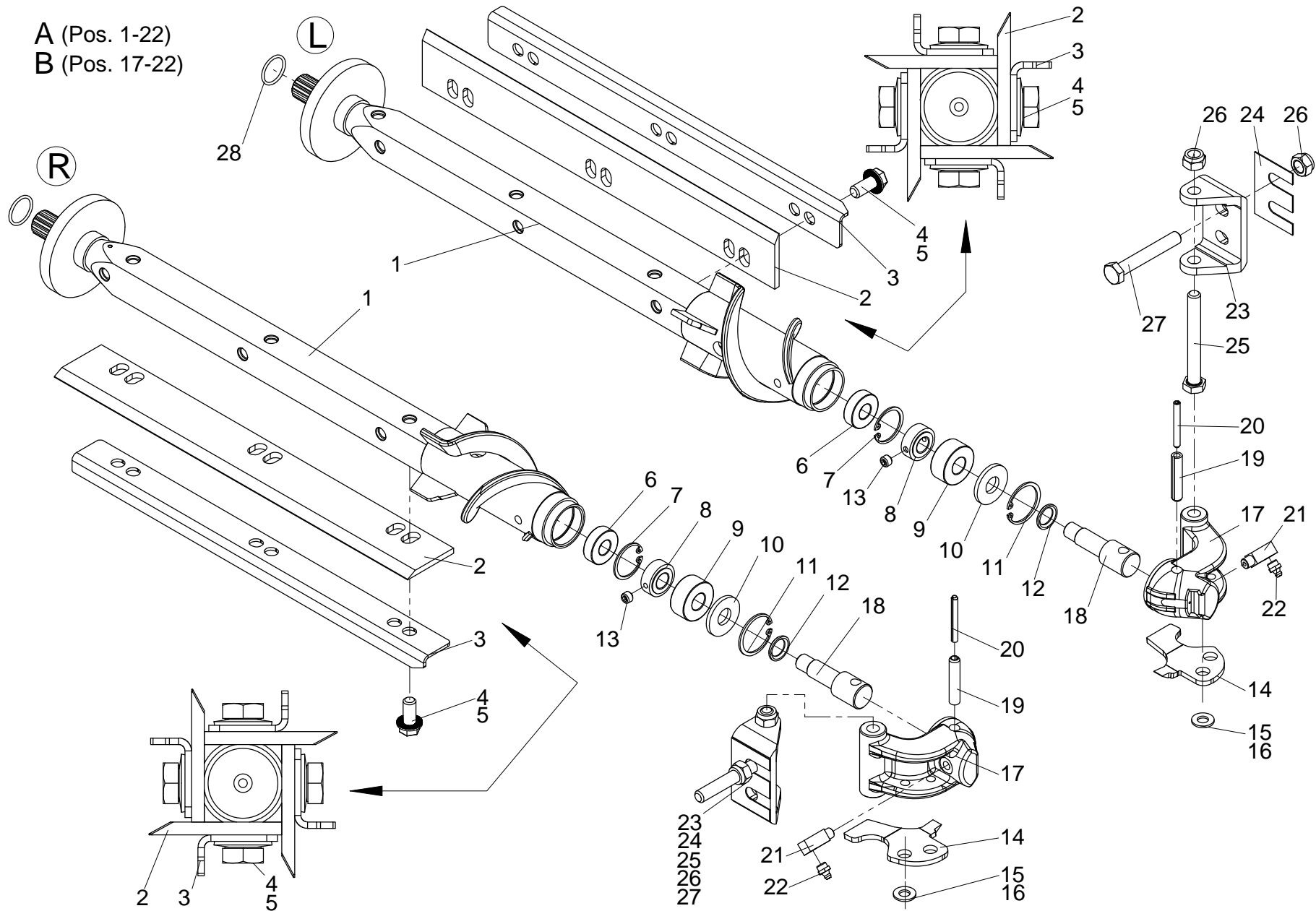
C (Pos. 9-25)



Pos.	Artikelnummer Article Number	Menge Quantity	Beschreibung	Description	Anmerkung Comment
23	040010	9	Skt.-Mutter M12 - DIN 985, verz.	Hex nut M12 - DIN 985, galv.	
24	501458	1	Klemmplatte	Clamping plate	
25	040707	1	Zylinderschraube M12x35 - DIN 6912, verz.	Cylindrical head bolt M12x35 - DIN 6912, galv.	
26	510813	1	Profilrondenführung	Profile round plate guide	
27	040444	6	Skt.-Schraube M8x20 - DIN 933, verz.	Bolt hex M8x20 - DIN 933, galv.	
28	040216	11	Scheibe A8.4 - DIN 9021, verz.	Washer A8.4 - DIN 9021, galv.	
29	040008	2	Skt.-Mutter M8 - DIN 985	Hex nut M8 - DIN 985	
30	510846	1	Schutztopf	Protection pot	
31	510816	2	Spannring	Support ring	
32	040604	4	Skt.-Schraube M8x20 - DIN 933, verz.	Bolt hex M8x20 - DIN 933, galv.	
33	040372	10	Contact-Scheibe Form A - DIN 1524, verz.	Washer contact form A - DIN 1524, galv.	

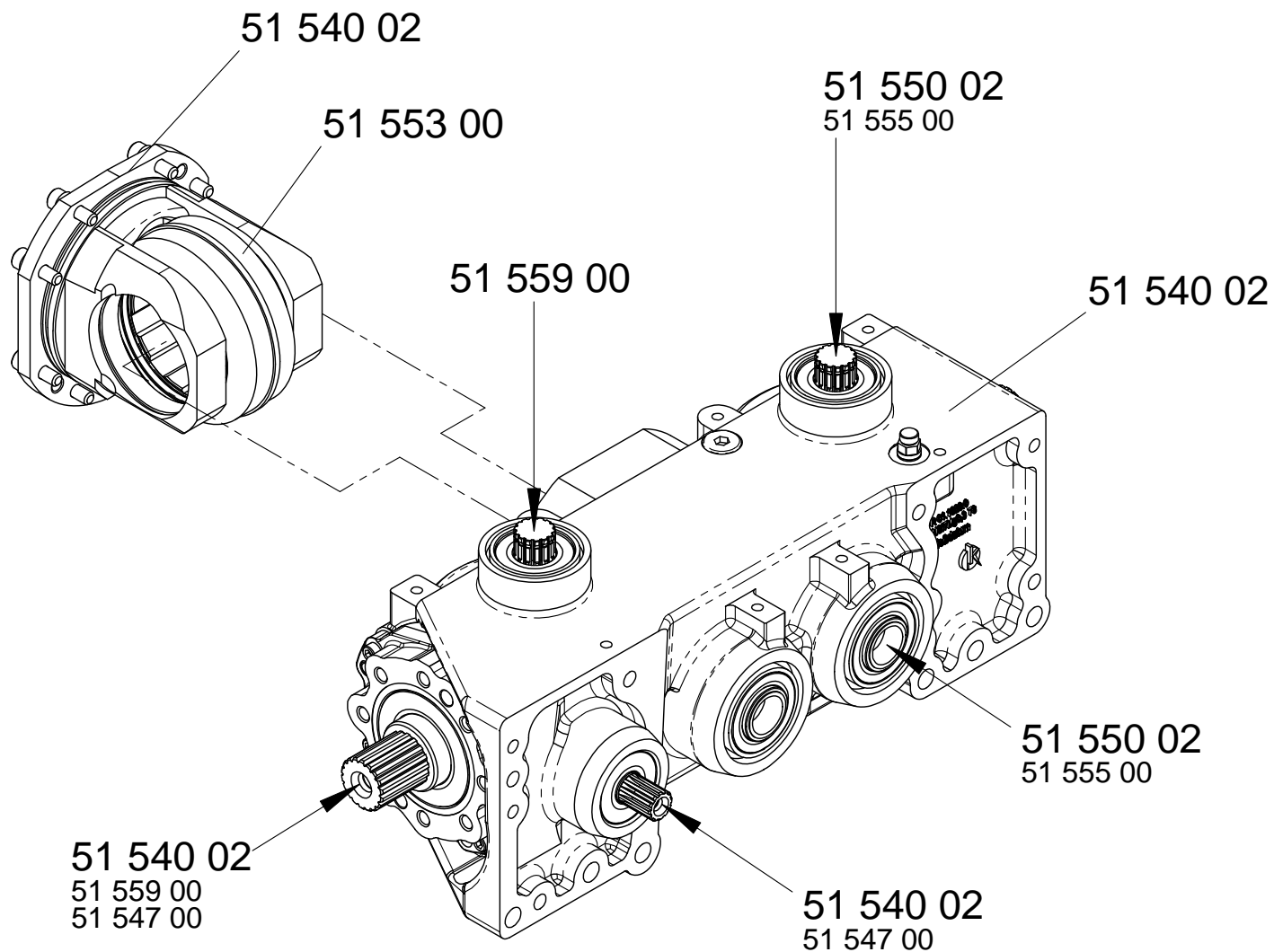


Pos.	Artikelnummer Article Number	Menge Quantity	Beschreibung	Description	Anmerkung Comment
A	502340	1	Messerwalze	Knife rolls	"L; 1-22"
A	502341	1	Messerwalze	Knife rolls	"R; 1-22"
1	502342	1	Rotorwelle	Roller	L
1	502343	1	Rotorwelle	Roller	R
2	502356	4	Rotormesser PTA	Knife Stripper PAT	L
2	502357	4	Rotormesser PTA	Knife Stripper PAT	R
3	502352	4	Zusatzarbeitskante	Working edge additional	L
3	502353	4	Zusatzarbeitskante	Working edge additional	R
4	042407	1	Skt.-Schraube M12x25 - DIN 933 - 10.9, verz.	Bolt hex M12x25 - DIN 933 - 10.9, galv.	
5	040124	1	Contact-Scheibe Form M - DIN 1524	Washer contact from M - DIN 1524	
6	025103	1	Rillenkugellager 6202 2RS C3	Deep groove ball bearing 6202 2RS C3	
7	041150	1	Sicherungsring 35x1,5 - DIN 472	Snap ring 35x1,5 - DIN 472	
8	501105	1	Befestigungsmutter	Nut connecting special	
9	025104	1	Schrägkugellager 3203 2RS C3	Angular ball bearing 3203 2RS C3	
10	041193	1	Nilos-Ring 17x40 LSTO	Nilos-ring 17x40 LSTO	
11	041194	1	Sicherungsring 40x1.75 - DIN 472	retaining ring 40x1.75 - DIN 472	
12	501106	1	Lagerstützring	Thrust ring	
13	040406	1	Gewindestift M10x8 - DIN 916	Threaded pin M10x8 - DIN 916	
14	502283	1	Abstreifer	Roller stripper	L
14	502284	1	Abstreifer	Roller stripper	R
15	040472	1	Skt.-Schraube M10x20 - DIN 933, verz.	Bolt hex M10x20 - DIN 933, galv.	
16	040202	12	Scheibe A10,5 - DIN 125, verz.	Washer A10,5 - DIN 125, galv.	
B	502213	1	Lagerhalter	Support bearing	"L; 17-22"
B	502214	1	Lagerhalter	Support bearing	"R; 17-22"
17	502216	1	Lagerhalter	Support bearing	





Pos.	Artikelnummer Article Number	Menge Quantity	Beschreibung	Description	Anmerkung Comment
18	501104	1	Rotorachse	Rotor axle	
19	041179	2	Spannstift 10x50 - DIN 1481	Roll pin 10x50 - DIN 1481	
20	041002	1	Spannstift 6x50 - DIN 1418	Roll pin 6x50 - DIN 1418	
21	026414	1	Eck-Verschraubung	Elbow connection	
22	026027	1	Schmiernippel 1/8	Grease nipples 1/8	
23	501250	2	Haltewinkel	Bracket support	L
23	502219	1	Haltewinkel	Bracket support	R
24	501249	2	Distanzblech	Distance washer	
25	040726	2	Skt.-Schraube M12x100 - DIN 931, verz.	Bolt hex M12x100 - DIN 931, galv.	
26	040010	9	Skt.-Mutter M12 - DIN 985, verz.	Hex nut M12 - DIN 985, galv.	
27	040696	2	M12x80 - DIN 931 - verz.	Bolt Hex M12x80 - DIN 931 - galv.	
28	041344	1	O-Ring 25,5x2,5 NBR 70 Shore A	O-ring seal 25,5x2,5 NBR 70 Shore A	

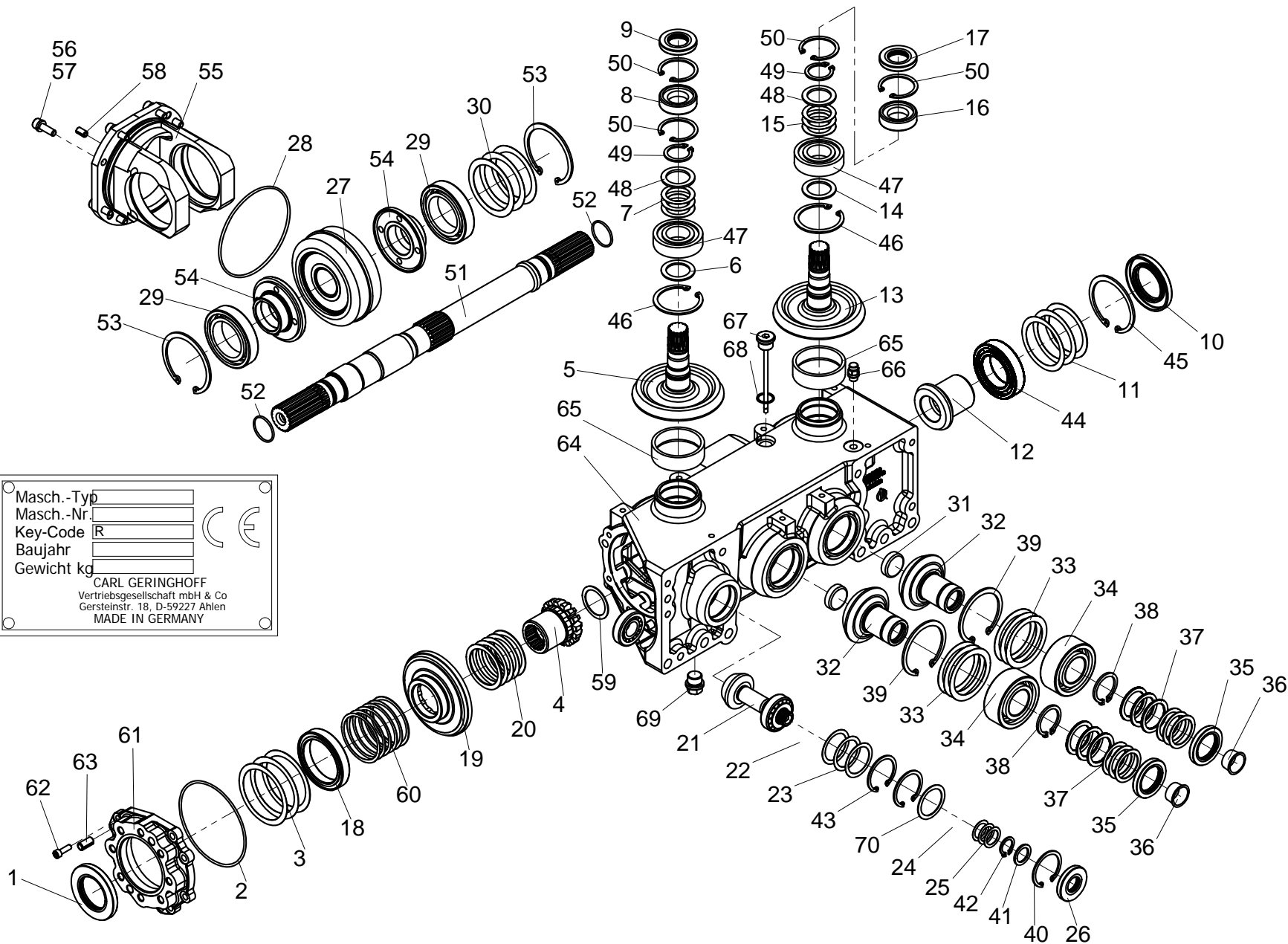


Ⓜ

Masch.-Typ	
Masch.-Nr.	
Key-Code	Ⓜ
Baujahr	
Gewicht kg	

CARL GERINGHOFF  
 Vertriebsgesellschaft mbH & Co  
 Gersteinstr. 18, D-59227 Ahlen  
 MADE IN GERMANY

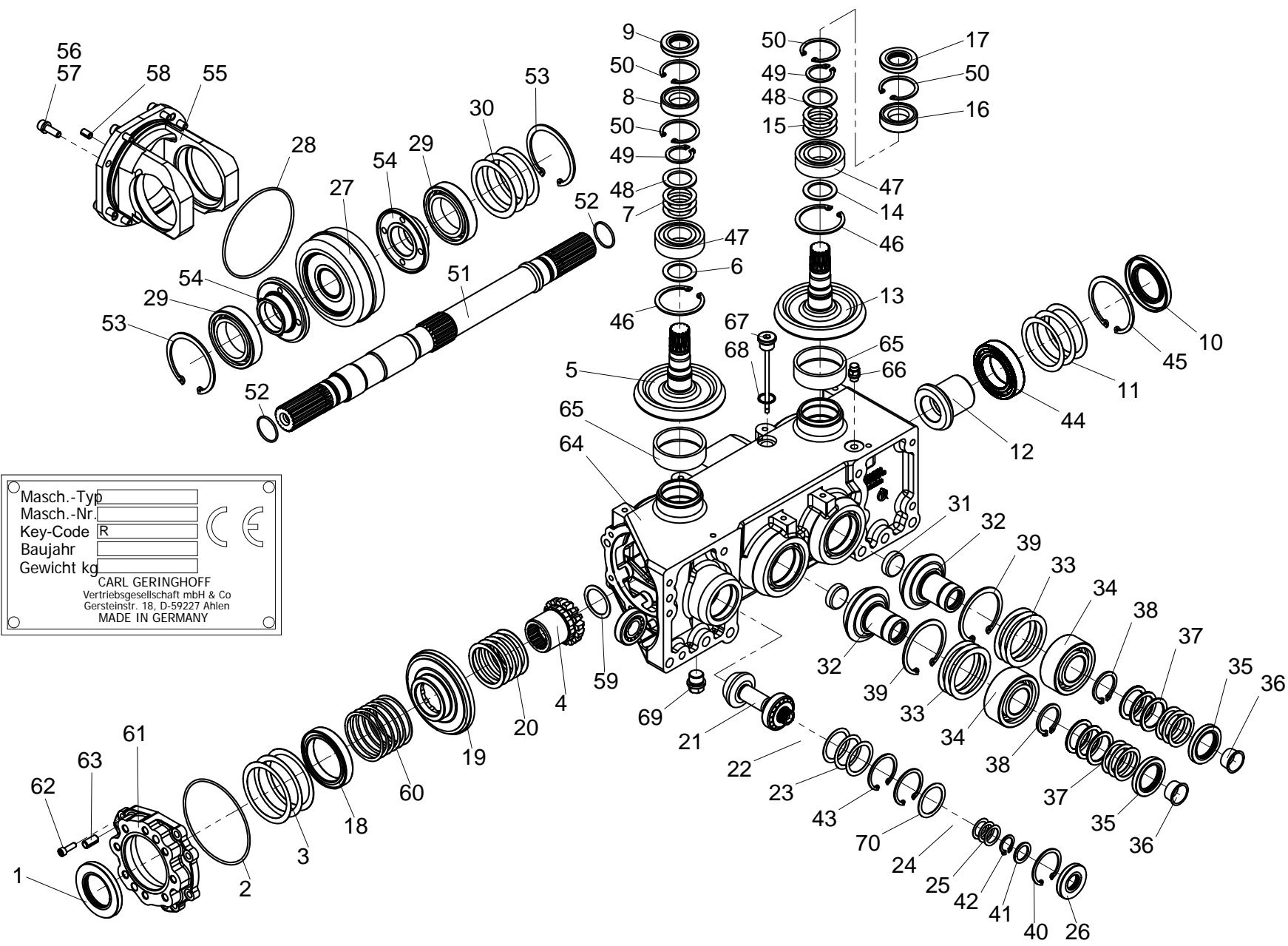
Pos.	Artikelnummer Article Number	Menge Quantity	Beschreibung	Description	Anmerkung Comment
------	---------------------------------	-------------------	--------------	-------------	----------------------



Masch.-Typ		
Masch.-Nr		
Key-Code	R	
Baujahr		
Gewicht kg		

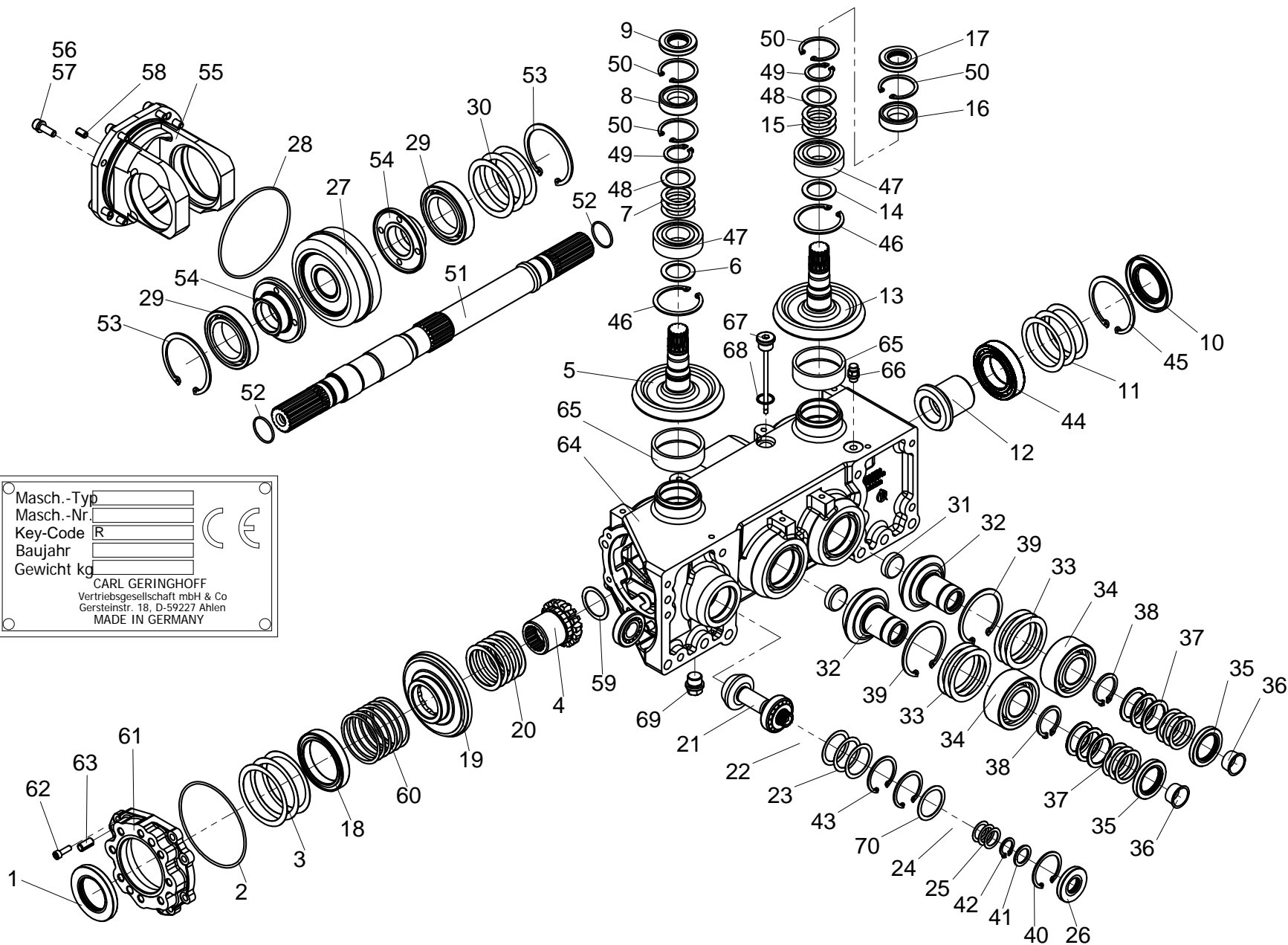
CARL GERINGHOFF  
Vertriebsgesellschaft mbH & Co  
Gersteinstr. 18, D-59227 Ahlen  
MADE IN GERMANY

Pos.	Artikelnummer Article Number	Menge Quantity	Beschreibung	Description	Anmerkung Comment
A	506479	1	Rep.-Satz	Repair set	1-9
B	506477	1	Rep.-Satz	Repair set	"1-3; 10-17"
C	506476	1	Rep.-Satz	Repair set	"1-3; 18-26"
D	506503	1	Rep.-Satz	Repair set	"1-3; 27-35"
1	041360	1	Wellendichtring 45x75x8 - BASL - DIN	Seal BASL 45x75x8 - DIN 3760	
3760*	Seal 45x75x8 - BASL - DIN 3760	0			
2	041601	1	O-Ring 112x3	O-Ring 112x3	
3	041602	1	Passscheibensatz 70x85x0,1; 0,3; 0,5 - DIN	Shim set 70x85x0,1/0,3/0,5 - DIN 988	
988"	"Shim set 70x85x0,1; 0,3; 0,5 - DIN				
4	506434	1	Kegelritzel	Gear pinion	
5	502324	1	Kegelradwelle z=14	Bevel gear shaft z=14	
6	042167	2	Paßscheibensatz 30x42x0,1; 0,3; 0,5; 1,0 - DIN 988	Shim Kit 30x42x0,1; 0,3; 0,5; 1,0 - DIN 988	
7	046004	2	Paßscheibensatz 30x42x0,1; 0,3; 0,5 - DIN 988	Shim set 30x42x0,1; 0,3; 0,5 - DIN 988	
8	025177	1	Zylinderrollenlager NU 204E ohne	Cylinder roller bearing NU 204E - DIN 5412	
Innenring	Cylinder roller bearing NU 204E - DI				
9	041528	1	Wellendichtring 25x47x7 B1SL - DIN	Seal B1SL 25x47x7	
3760*	"Seal 25x47x7 B1SL - DIN				
10	041360	1	Wellendichtring 45x75x8 - BASL - DIN	Seal BASL 45x75x8 - DIN 3760	
3760*	Seal 45x75x8 - BASL - DIN 3760	0			
11	042169	1	Paßscheibensatz 60x75x0,1; 0,3; 0,5 - DIN 988	Shim set 60x75x0,1; 0,3; 0,5 - DIN 988	
12	502322	1	Kegelritzel z=16 (Zerolverzahnung)	Gear pinion z=16	
13	502324	1	Kegelradwelle z=14	Bevel gear shaft z=14	
14	042167	2	Paßscheibensatz 30x42x0,1; 0,3; 0,5; 1,0 - DIN 988	Shim Kit 30x42x0,1; 0,3; 0,5; 1,0 - DIN 988	
15	046004	2	Paßscheibensatz 30x42x0,1; 0,3; 0,5 - DIN 988	Shim set 30x42x0,1; 0,3; 0,5 - DIN 988	
16	025177	1	Zylinderrollenlager NU 204E ohne	Cylinder roller bearing NU 204E - DIN 5412	



Masch.-Typ		
Masch.-Nr		
Key-Code	R	
Baujahr		
Gewicht kg		
<p><b>CARL GERINGHOFF</b>          Vertriebsgesellschaft mbH &amp; Co          Gersteinstr. 18, D-59227 Ahlen          MADE IN GERMANY</p>		

Pos.	Artikelnummer Article Number	Menge Quantity	Beschreibung	Description	Anmerkung Comment
Innenring	Cylinder roller bearing NU 204E - DI				
17	041528	1	Wellendichtring 25x47x7 B1SL - DIN	Seal B1SL 25x47x7	
3760"	"Seal 25x47x7 B1SL - DIN				
18	025273	1	Rillenkugellager 61912 - DIN 625	Deep groove ball bearing 61912 - DIN 625	
19	506435	1	Kegelrad	Bevel gear	
20	042836	1	Passscheibensatz 50x62x0,1; 0,3; 0,5; 1,0	Shim Kit 50x62x0,1; 0,3; 0,5; 1,0	
21	506425	1	Kegelritzelwelle	Gear pinion shaft	
22	025238	2	Kegelrollenlager 30204 - DIN 720	Bearing 30204 - DIN 720	
23	042162	1	Paßscheibensatz 37x47x0,1; 0,3; 0,5 - DIN 988	Shim set 37x47x0,1; 0,3; 0,5 - DIN 988	
24	040386	1	Paßscheibe 37x47x1,0 - DIN 988	Shim 37x47x1,0 - DIN 988	
25	042163	1	Paßscheibensatz 20x28x0,1; 0,3; 0,5 - DIN 988	Shim set 20x28x0,1; 0,3; 0,5 - DIN 988	
26	042888	1	Wellendichtring 20x47x7 BASL - Normal	Seal BASL 20x47x7 - DIN 3760	
A"	"Seal 20x47x7 BASL - Normal				
27	506414	1	Rutschkupplung z=29	Slipping clutch z=29	
28	041371	1	O-Ring 120x3	O-ring 120x3	
29	025175	2	Rillenkugellager 6010 C3 - DIN 625	Deep groove ball bearing 6010 C3 - DIN 625	
30	042994	1	Paßscheibensatz 63x80x0,1; 0,3; 0,5 - DIN 988	Shim set 63x80x0,1; 0,3; 0,5 - DIN 988	
31	041935	2	Verschlußdeckel 32 - DIN 442	Cover 32 - DIN 442	
32	506429	2	Kegelritzel	Gear pinion	
33	042993	2	Paßscheibensatz 56x72x0,1; 0,3; 0,5 - DIN 988	Shim set 56x72x0,1; 0,3; 0,5 - DIN 988	
34	025176	2	Schrägkugellager 3207 - DIN 628	Ball Bearings 3207 - DIN 628	
35	041350	2	Wellendichtring 35x52x7 - BASL - DIN	Seal BASL 35x52x7	
3760"	"Seal 35x52x7 - BASL - DIN				
36	042891	2	Kegelstopfen B243 GPN 600	Conical plug B243 GPN 600	
37	040186	2	Paßscheibensatz ø35x45 - DIN 988	Shim set ø35x45 - DIN 988	

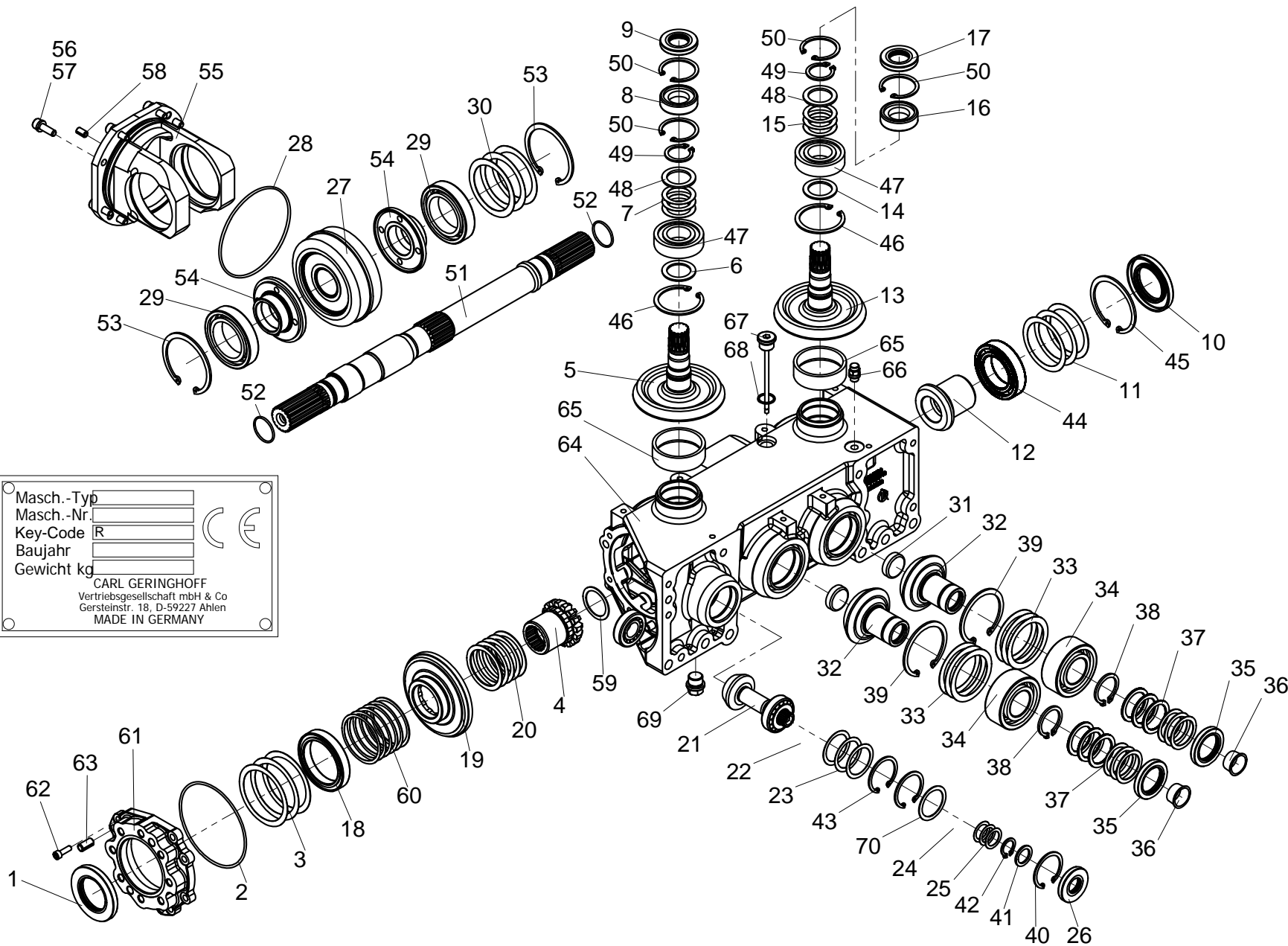


Masch.-Typ		
Masch.-Nr		
Key-Code	R	
Baujahr		
Gewicht kg		

CARL GERINGHOFF  
 Vertriebsgesellschaft mbH & Co  
 Gersteinstr. 18, D-59227 Ahlen  
 MADE IN GERMANY



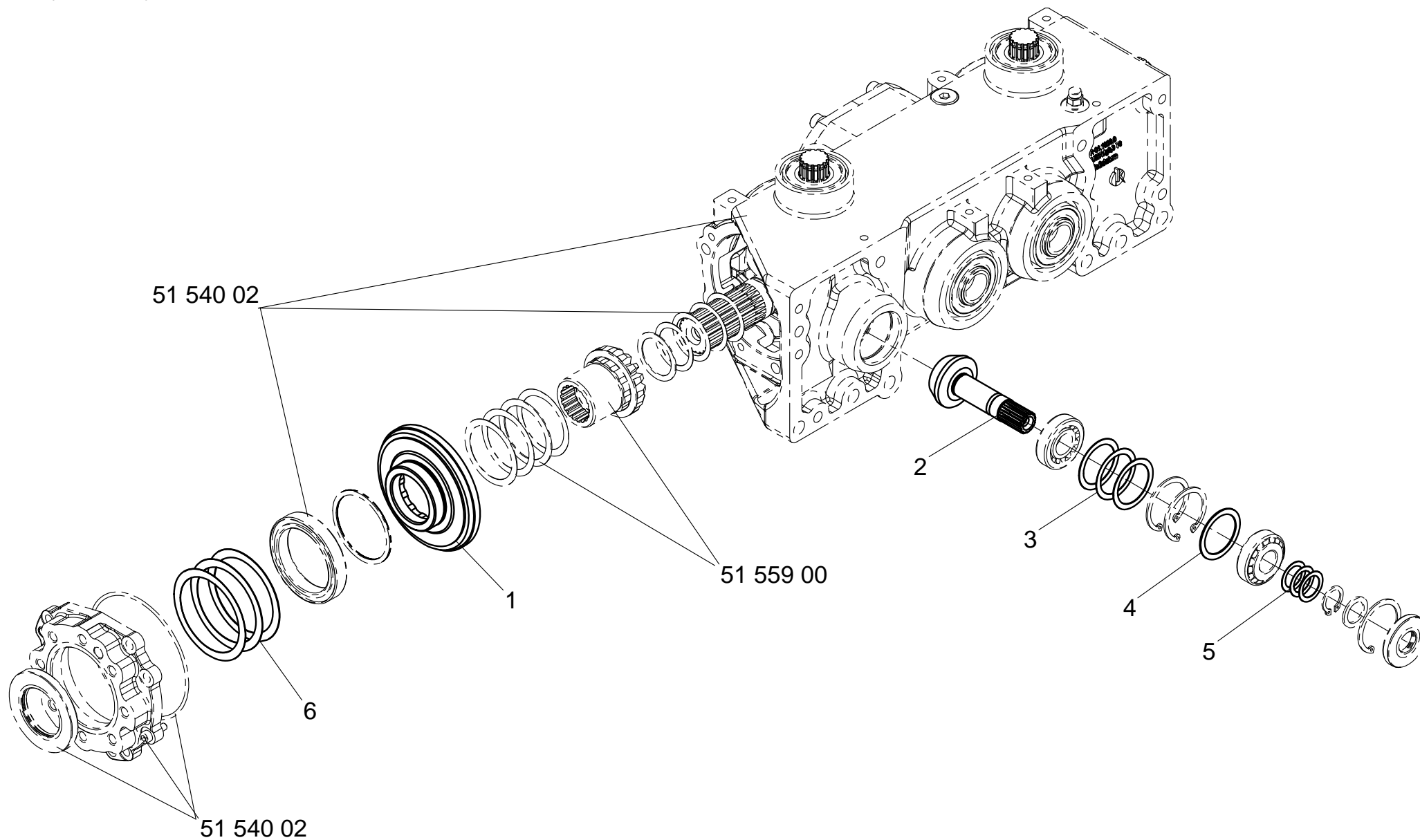
Pos.	Artikelnummer Article Number	Menge Quantity	Beschreibung	Description	Anmerkung Comment
38	041145	1	Sicherungsring AS 35x2,5 - DIN 471	Snap ring AS 35x2,5 - DIN 471	
39	041019	2	Sicherungsring 72x2,5 - DIN 472	Snap ring 72x2,5 - DIN 472	
40	041211	1	Sicherungsring J47 - DIN 472	Snap ring J47 - DIN 472	
41	041611	1	Stützscheibe 20x28x2 - DIN 988	Shim 20x28x2 - DIN 988	
42	042885	1	Sicherungsring AS 20x1,5 - DIN 471	Snap ring AS 20x1,5 - DIN 471	
43	041211	1	Sicherungsring J47 - DIN 472	Snap ring J47 - DIN 472	
44	025174	1	Rillenkugellager 6009 - DIN 625	Deep groove ball bearing 6009 - DIN 625	
45	041269	1	Sicherungsring J75x2,5 - DIN 472	Snap ring J75x2,5 - DIN 472	
46	041016	1	Sicherungsring 62x2 - DIN 472	Snap ring 62x2 - DIN 472	
47	025173	2	Rillenkugellager 6206 2RS - DIN 625 normal	Bearing Ball 6206 2RS - DIN 625	
normal	1 groove ball bearing 6206 2RS - DIN	0			
48	040178	2	Stützscheibe 30x42x2,5 - DIN 988	Shim 30x42x2,5 - DIN 988	
49	042886	3	Sicherungsring AS 30 - DIN 471	Snap ring AS 30 - DIN 471	
50	041370	4	Sicherungsring JV 47 - DIN 472	Snap ring JV 47 - DIN 472	
51	502319	1	Welle	Shaft	
52	044341	2	O-Ring 32x2	O-ring 32x2	
53	041030	2	Sicherungsring J80x2,5 - DIN 472	Snap ring J80x2,5 - DIN 472	
54	502312	2	Lagerbuchse	Bearing bush	
55	506415	1	Einschubgehäuse	Housing coupling	
56	040530	2	Zylinderschraube M8x25 - DIN 912, verz.	Cylindrical head bolt M8x25 - DIN 912, galv.	
57	040126	8	Federring A8 - DIN 128 verz.	Spring washer A8 - DIN 128 galv.	
58	040177	1	Spannhülse 8x14 - DIN 5415 schwer	Clamp sleeve 8x14	
geschl.™	Clamp sleeve 8x14 - DIN 5415	0			
59	040226	1	Ausgleichscheibe Ø45/35x1 - DIN 988	Spacer Ø45/35x1 - DIN 988	
60	046003	1	Paßscheibensatz 60x68 - DIN 988	Shim set 60x68 - DIN 988	



Masch.-Typ		
Masch.-Nr		
Key-Code	R	
Baujahr		
Gewicht kg		
<p><b>CARL GERINGHOFF</b>          Vertriebsgesellschaft mbH &amp; Co          Gersteinstr. 18, D-59227 Ahlen          MADE IN GERMANY</p>		

Pos.	Artikelnummer Article Number	Menge Quantity	Beschreibung	Description	Anmerkung Comment
61	506431	1	Lagerflansch	Bearing flange	
62	040536	6	Zylinderschraube M6x20 - DIN 912	M6x20 - DIN 912	
63	040302	2	Spannhülse 10x20 DIN 5415	Clamp sleeve 10x20 DIN 5415	
64	506416	1	Gehäuse	Case	
65	502310	2	Verschleissring	Wear ring	
66	049094	1	Entlüftungsventil M10x1	Bleed valve M10x1	
67	502313	1	Ölmeßstab M18x1,5	Dip stick M18x1,5	
68	041297	1	Dichtring A18x22x1,5 - DIN 7603	Seal A18x22x1,5 - DIN 7603	
69	042890	1	Verschlusschraube M18x1,5 - 5.8 - B -	Closure plug M18x1,5 - DIN 910 - 5.8	
DIN 910*	*Plug screw M18x1,5 - 5.8 - B -				

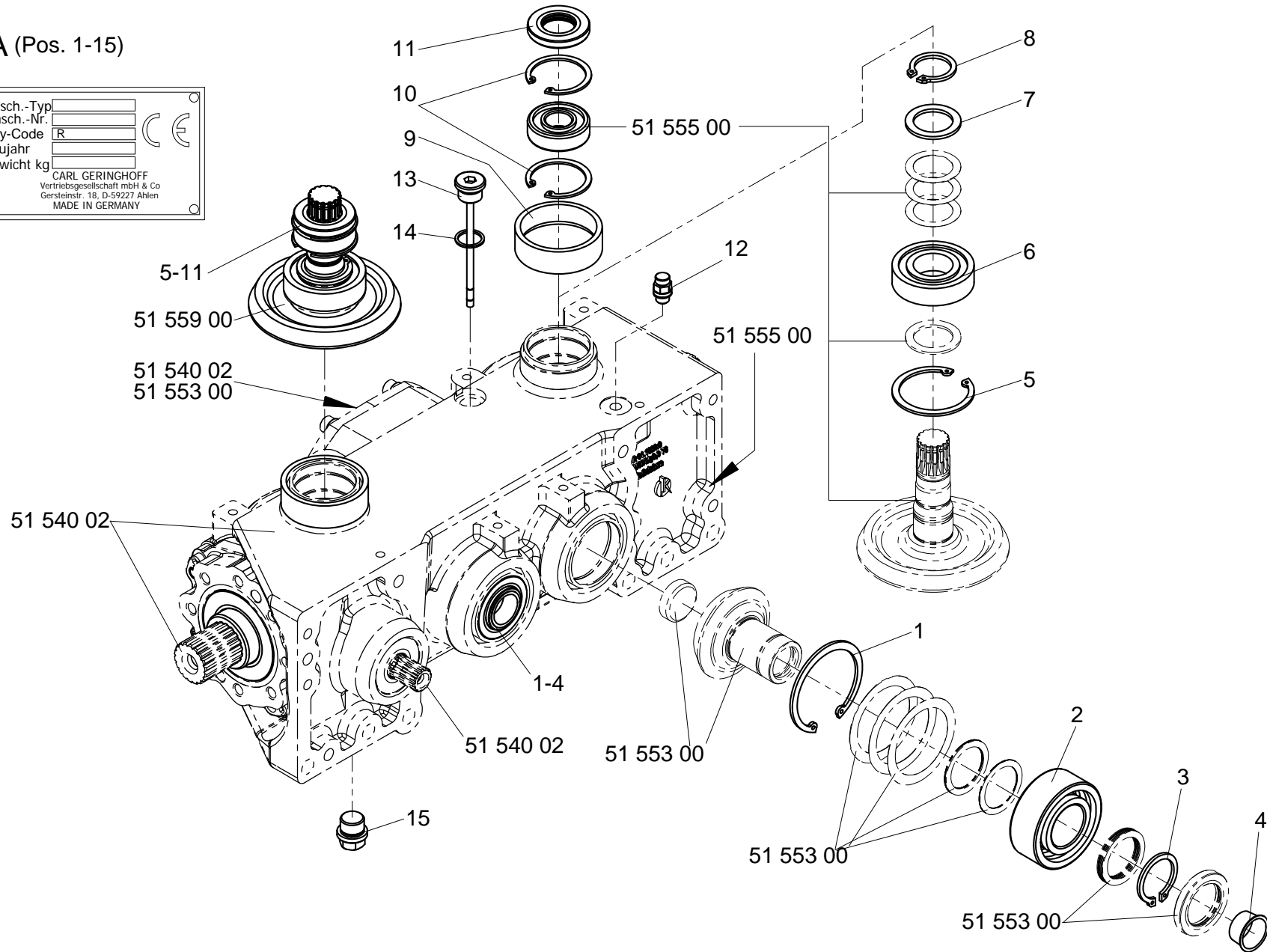
A (Pos. 1-6)



Pos.	Artikelnummer Article Number	Menge Quantity	Beschreibung	Description	Anmerkung Comment
A	506476	1	Rep.-Satz	Repair set	1-6
1	506435	1	Kegelrad	Bevel gear	
2	506425	1	Kegelritzelwelle	Gear pinion shaft	
3	042162	1	Paßscheibensatz 37x47x0,1; 0,3; 0,5 - DIN 988	Shim set 37x47x0,1; 0,3; 0,5 - DIN 988	
4	040386	1	Paßscheibe 37x47x1,0 - DIN 988	Shim 37x47x1,0 - DIN 988	
5	042163	1	Paßscheibensatz 20x28x0,1; 0,3; 0,5 - DIN 988	Shim set 20x28x0,1; 0,3; 0,5 - DIN 988	
6	041602	1	Paßscheibensatz 70x85x0,1; 0,3; 0,5 - DIN	Shim set 70x85x0,1/0,3/0,5 - DIN 988	

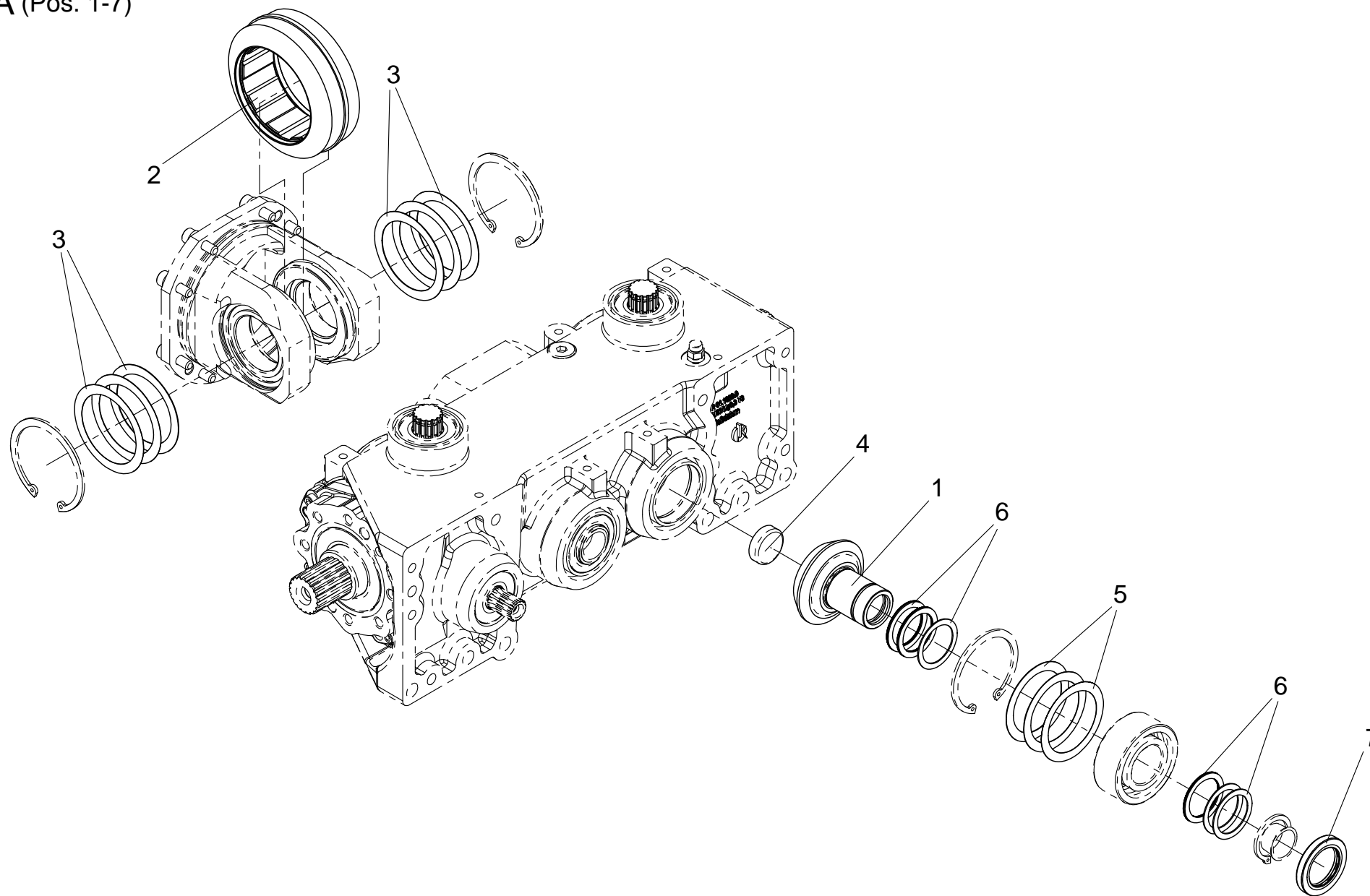
**A (Pos. 1-15)**

Masch.-Typ		
Masch.-Nr.		
Key-Code	R	
Baujahr		
Gewicht kg		
CARL GERINGHOFF Vertriebsgesellschaft mbH & Co Gersteinstr. 18, D-59227 Ahlen MADE IN GERMANY		



Pos.	Artikelnummer Article Number	Menge Quantity	Beschreibung	Description	Anmerkung Comment
A	506405	1	Reihengetriebe	Row gearbox	1-15
1	041019	2	Sicherungsring 72x2,5 - DIN 472	Snap ring 72x2.5 - DIN 472	
2	025176	2	Schrägkugellager 3207 - DIN 628	Ball Bearings 3207 - DIN 628	
3	041145	1	Sicherungsring AS 35x2,5 - DIN 471	Snap ring AS 35x2,5 - DIN 471	
4	042891	2	Kegelstopfen B243 GPN 600	Conical plug B243 GPN 600	
5	042806	1	Sicherungsring J62 - DIN 472	Snap ring J62 - DIN 472	
6	025173	2	Rillenkugellager 6206 2RS - DIN 625 normal	Bearing Ball 6206 2RS - DIN 625	
7	040178	2	Stützscheibe 30x42x2,5 - DIN 988	Shim 30x42x2,5 - DIN 988	
8	042886	3	Sicherungsring AS 30 - DIN 471	Snap ring AS 30 - DIN 471	
9	502310	2	Verschleissring	Wear ring	
10	041370	4	Sicherungsring JV 47 - DIN 472	Snap ring JV 47 - DIN 472	
11	041528	1	Wellendichtring 25x47x7 B1SL - DIN	Seal B1SL 25x47x7	
12	049094	1	Entlüftungsventil M10x1	Bleed valve M10x1	
13	502313	1	Ölmeßstab M18x1,5	Dip stick M18x1,5	
14	041297	1	Dichtring A18x22x1,5 - DIN 7603	Seal A18x22x1,5 - DIN 7603	
15	042890	1	Verschlusschraube M18x1,5 - 5.8 - B -	Closure plug M18x1,5 - DIN 910 - 5.8	

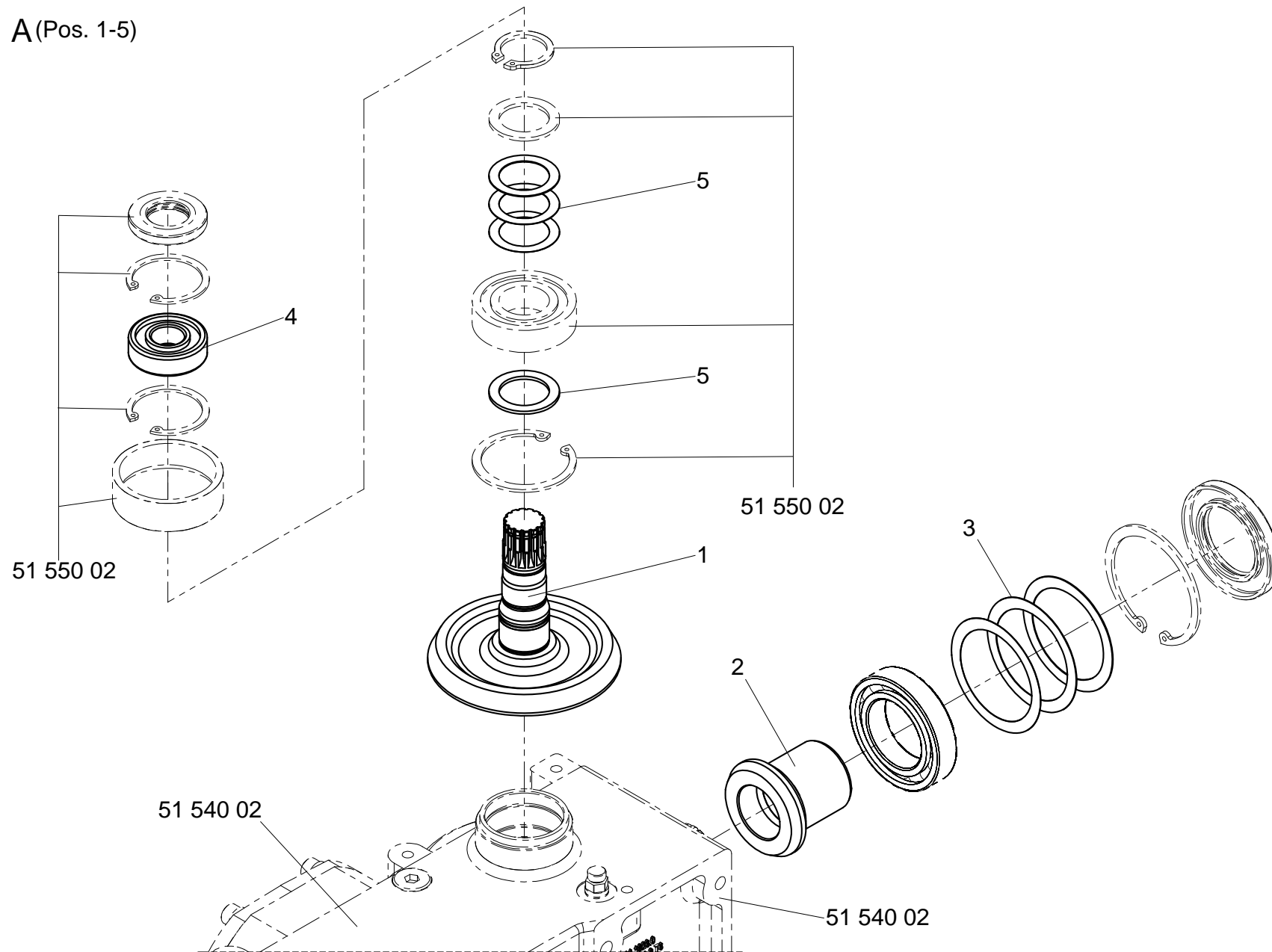
A (Pos. 1-7)





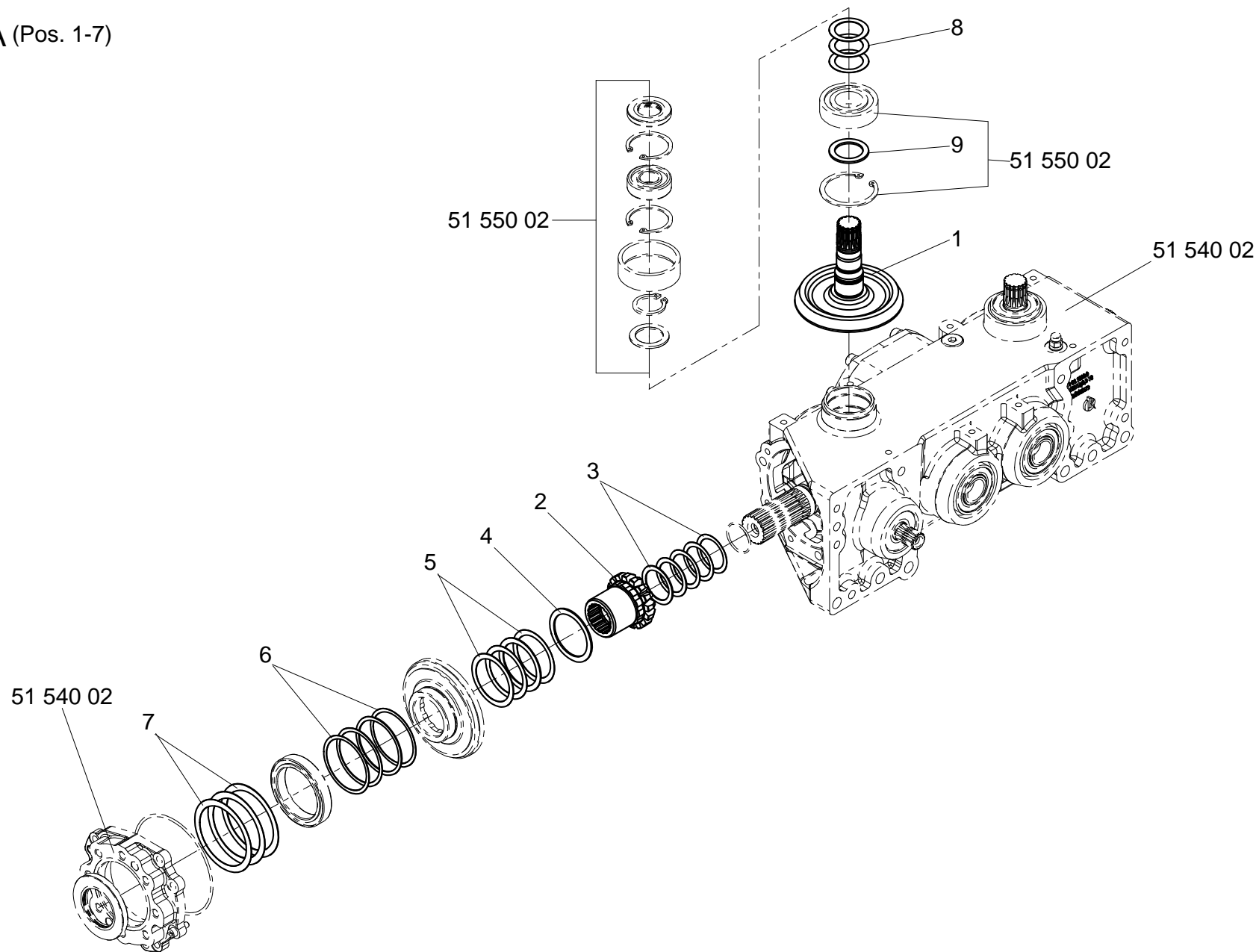
Pos.	Artikelnummer Article Number	Menge Quantity	Beschreibung	Description	Anmerkung Comment
A	506503	1	Rep.-Satz	Repair set	1-7
1	506429	2	Kegelritzel	Gear pinion	
2	506414	1	Rutschkupplung z=29	Slipping clutch z=29	
3	042994	1	Paßscheibensatz 63x80x0,1; 0,3; 0,5 - DIN 988	Shim set 63x80x0,1; 0,3; 0,5 - DIN 988	
4	041935	2	Verschlußdeckel 32 - DIN 442	Cover 32 - DIN 442	
5	042993	2	Paßscheibensatz 56x72x0,1; 0,3; 0,5 - DIN 988	Shim set 56x72x0,1; 0,3; 0,5 - DIN 988	
6	040186	2	Paßscheibensatz ø35x45 - DIN 988	Shim set ø35x45 - DIN 988	
7	041350	2	Wellendichtring 35x52x7 - BASL - DIN	Seal BASL 35x52x7	

A (Pos. 1-5)



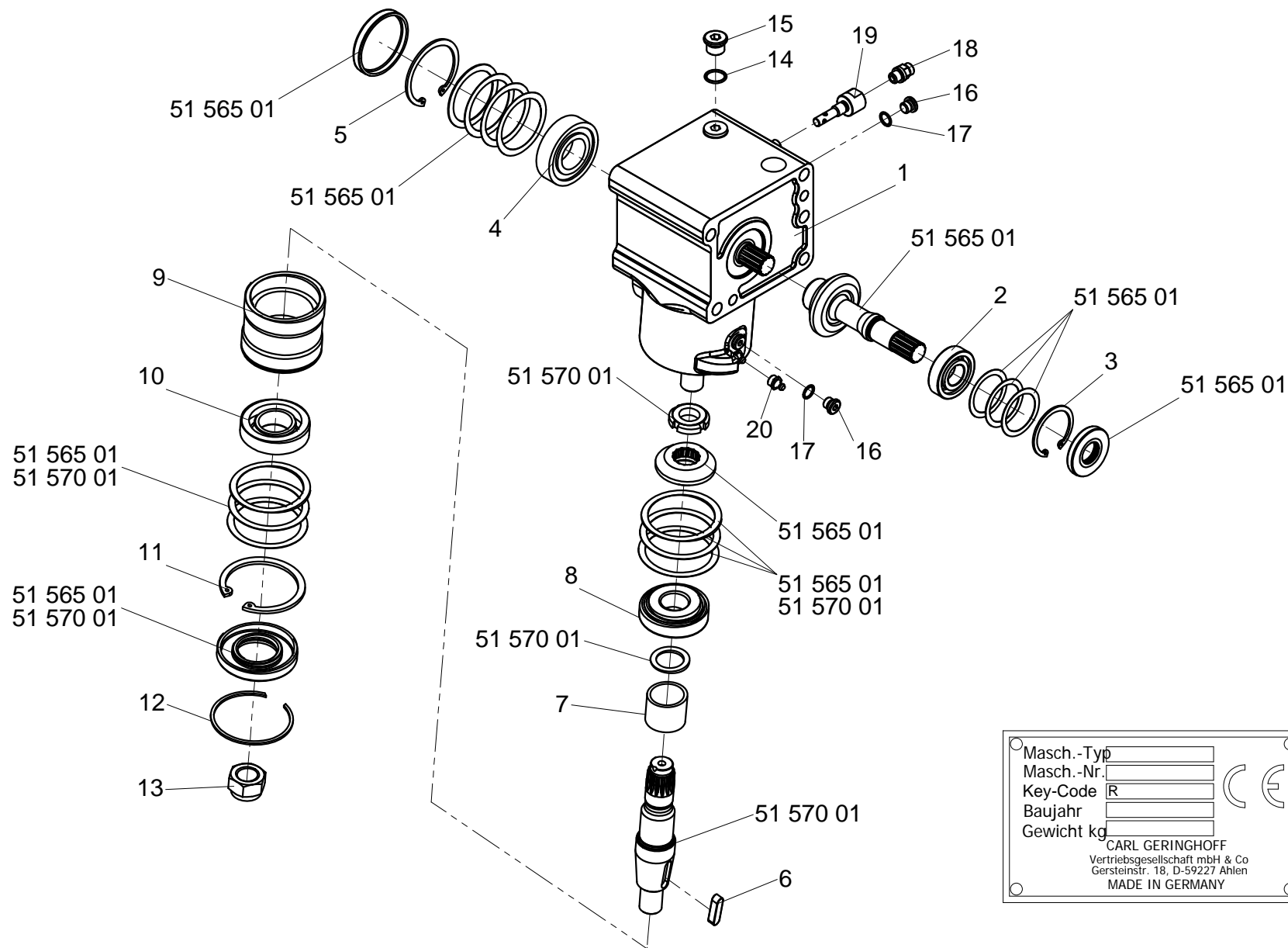
Pos.	Artikelnummer Article Number	Menge Quantity	Beschreibung	Description	Anmerkung Comment
A	506477	1	Rep.-Satz	Repair set	1-5
1	502324	1	Kegelradwelle z=14	Bevel gear shaft z=14	
2	502322	1	Kegelritzel z=16 (Zerolverzahnung)	Gear pinion z=16	
3	42169	1	Passscheibensatz 60x75x0,1/0,3/0,5 - DIN 988	Shim set 60x75x0,1/0,3/0,5 - DIN 988	
4	25177	1	Zylinderrollenlager NU 204E - DIN 5412	Cylinde roller bearing NU 204E - DIN 5412	
5	42167	2	Passscheibensatz 30x42x0,1/0,3/0,5/1,0 - DIN 988	Shim set 30x42x0,1/0,3/0,5/1,0 - DIN 988	

A (Pos. 1-7)



Pos.	Artikelnummer Article Number	Menge Quantity	Beschreibung	Description	Anmerkung Comment
A	506479	1	Rep.-Satz	Repair set	1-9
1	502324	1	Kegelradwelle z=14	Bevel gear shaft z=14	
2	506434	1	Kegelritzel	Gear pinion	
3	041617	1	Paßscheibensatz 35x45x0,1; 0,15; 0,3; 0,5; 1,0 - DIN988	Shim Kit 35x45x0,1; 0,15; 0,3; 0,5; 1,0 - DIN988	
4	042828				
5	042836	1	Passscheibensatz 50x62x0,1; 0,3; 0,5; 1,0	Shim Kit 50x62x0,1; 0,3; 0,5; 1,0	
6	042168	1	Passscheibensatz 60x68x 0,1   0,3   0,5	Shim ring use 60x68x 0,1   0,3   0,5	
7	041602	1	Passscheibensatz 70x85x0,1; 0,3; 0,5 - DIN	Shim set 70x85x0,1/0,3/0,5 - DIN 988	
8	042167	2	Paßscheibensatz 30x42x0,1; 0,3; 0,5; 1,0 - DIN 988	Shim Kit 30x42x0,1; 0,3; 0,5; 1,0 - DIN 988	
9	040185	2	Stützscheibe 30x42x2	Shim 30x42x2	

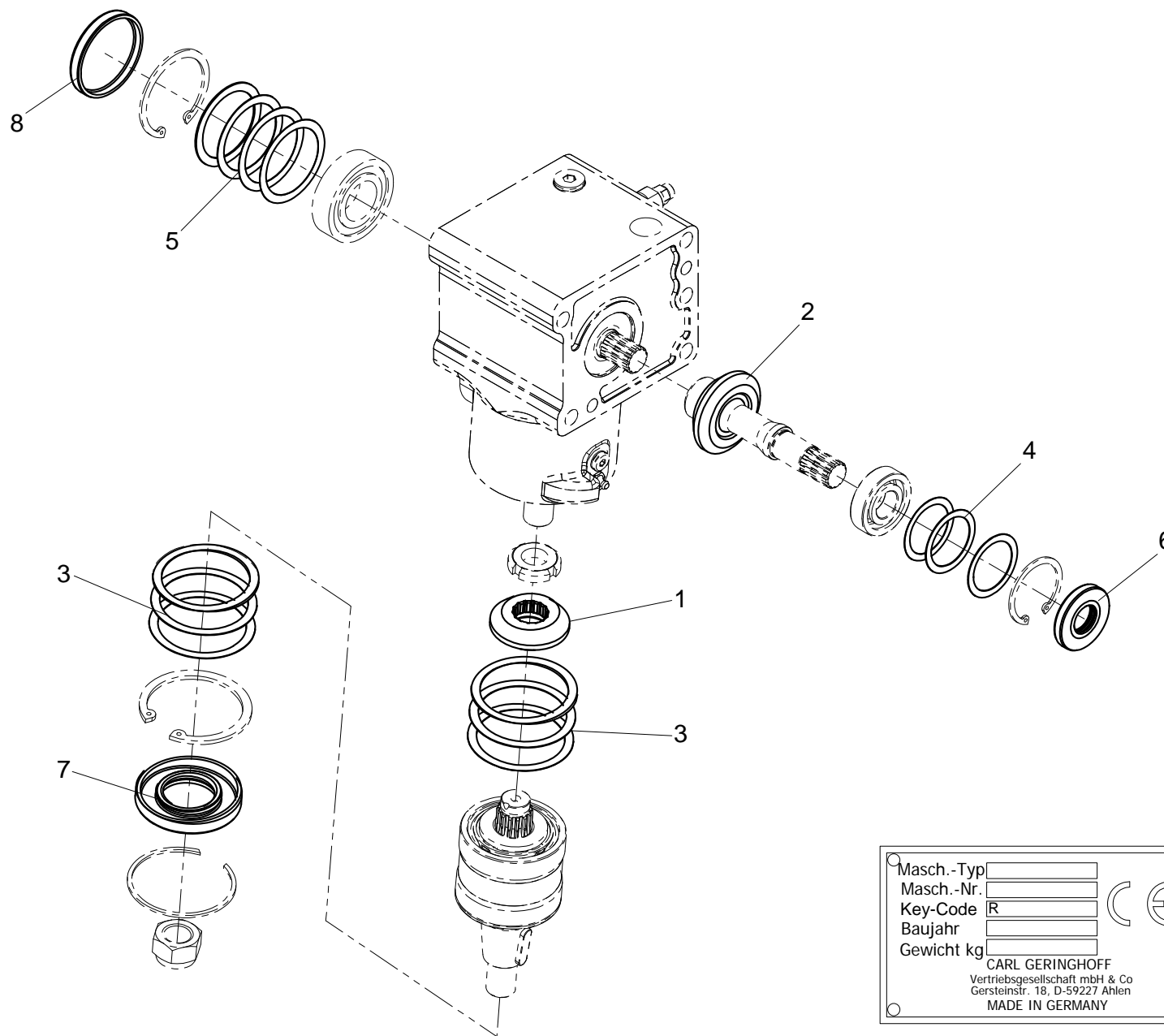
A (Pos. 1-20)



Masch.-Typ		
Masch.-Nr.		
Key-Code	R	
Baujahr		
Gewicht kg		
CARL GERINGHOFF Vertriebsgesellschaft mbH & Co Gersteinstr. 18, D-59227 Ahlen MADE IN GERMANY		

Pos.	Artikelnummer Article Number	Menge Quantity	Beschreibung	Description	Anmerkung Comment
A	506406	1	Winkelgetriebe	Miter gearbox	1-20
1	506417	1	Gehäuse	Housing	
2	025301	1	Rillenkugellager 6204 - DIN 625	Grooved ball bearing 6204 - DIN 625	
3	041211	1	Sicherungsring J47 - DIN 472	Snap ring J47 - DIN 472	
4	025217	1	Rillenkugellager 6206 - DIN 625	Grooved ball bearing 6206 - DIN 625	
5	041016	1	Sicherungsring 62x2 - DIN 472	Snap ring 62x2 - DIN 472	
6	041420	1	Passfeder A8x7x32 - DIN6885	Shim A8x7x32 - DIN6885	
7	506433	1	Distanzbuchse	Distance sleeve	
8	025300	1	Kegelrollenlager 31305 - DIN 720	Tapered roller bearings 31305 - DIN 720	
9	506419	1	Lagerhülse	Bearing sleeve	
10	025299	1	Kegelrollenlager 30206 - DIN 720	Tapered roller bearings 30206 - DIN 720	
11	042894	1	Sicherungsring JS 72 - DIN 472	Snap ring JS 72 - DIN 472	
12	041273	1	Sprengtring SB 72	Snap ring SB 72	
13	042042	1	Skt.-Mutter M20x1,5 - DIN 985	Hex nut M20x1,5 - DIN 985	
14	041300	1	Dichtring A16x20x1,5 - DIN 7603	Seal ring A16x20x1,5 - DIN 7603	
15	040849	1	Verschlussschraube M16x1,5 - DIN 908 5.8 verz.	Plug M16x1.5 - DIN 908 - 5.8 galv.	
16	042848	2	Verschlussschraube M10x1 - DIN 908 - 5.8 verz.	Bolt lock M10x1 - DIN 908 - 5.8 galv.	
17	042809	2	Dichtring A10x14x1 - DIN 7603	Seal ring A10x14x1 - DIN 7603	
18	049094	1	Entlüftungsventil M10x1	Bleed valve M10x1	
19	049095	1	Adapter	Adapter	
20	049144	1	Kegelschmiernippel AM 10x1 H1 - DIN 71412	Conical lubrication nipple AM 10x1 H1 - DIN 71412	

A (Pos. 1-8)

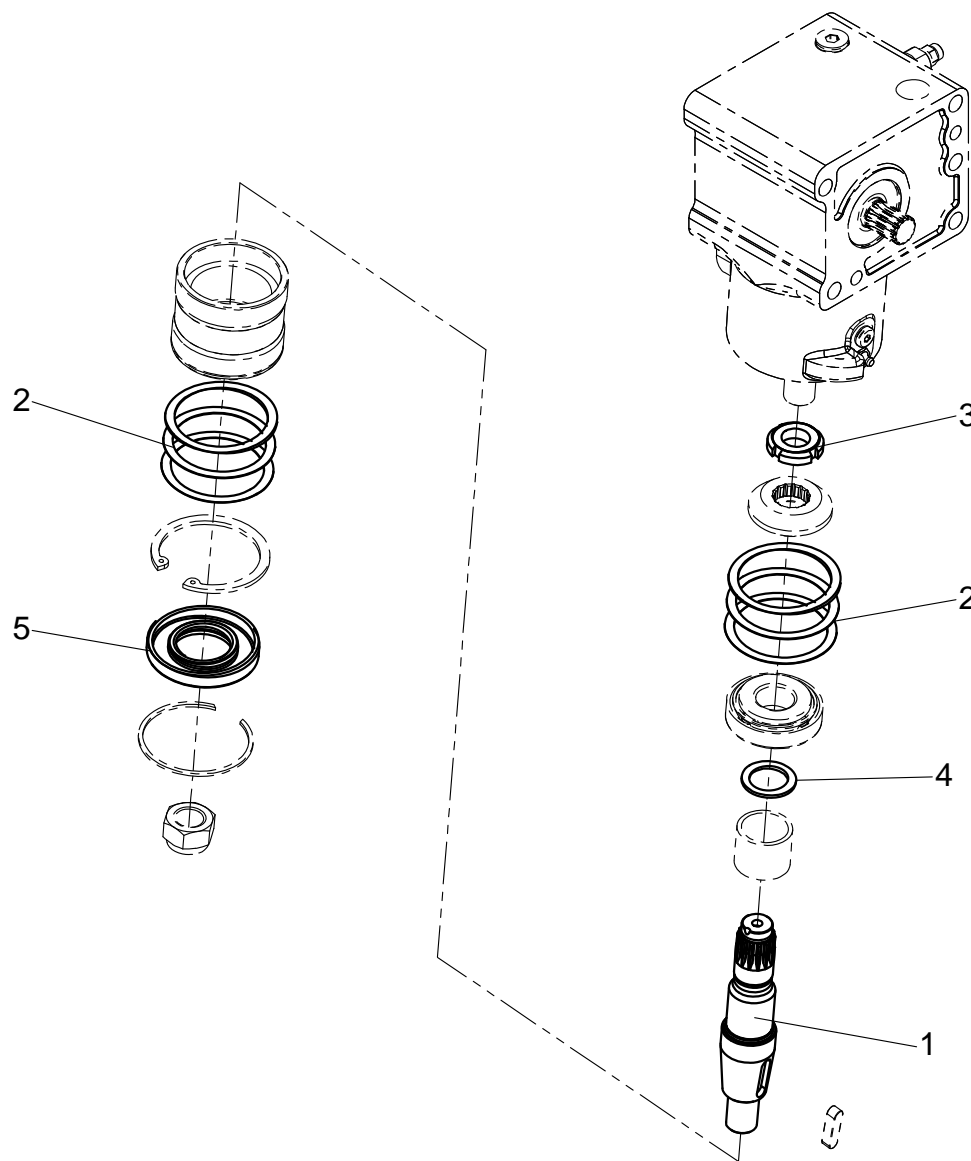


Masch.-Typ	<input type="text"/>	
Masch.-Nr.	<input type="text"/>	
Key-Code	R <input type="text"/>	
Baujahr	<input type="text"/>	
Gewicht kg	<input type="text"/>	
CARL GERINGHOFF Vertriebsgesellschaft mbH & Co Gersteinstr. 18, D-59227 Ahlen MADE IN GERMANY		



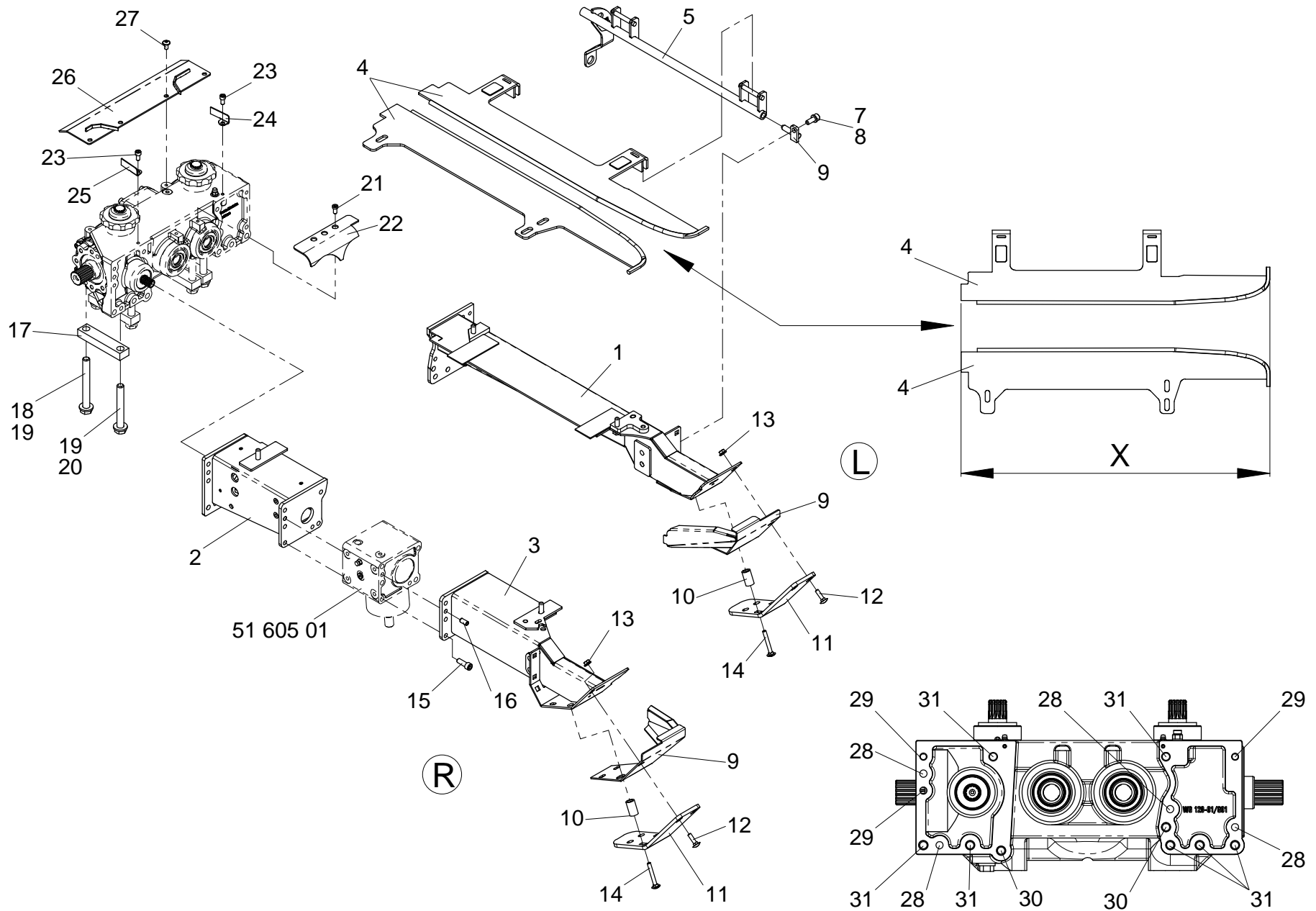
Pos.	Artikelnummer Article Number	Menge Quantity	Beschreibung	Description	Anmerkung Comment
A	506410	1	Reparatursatz	Repair set	1-8
1	506437	1	Kegelritzel z=15	Gear pinion z=15	
2	506439	1	Antriebswelle mit Kegelrad z=18	Drive shaft with bevel gear z=18	
3	042172	1	Passscheibensatz 60x72x0,1/0,3/0,5 - DIN 988	Shim set 60x72x0,1/0,3/0,5 - DIN 988	
4	042162	1	Paßscheibensatz 37x47x0,1; 0,3; 0,5 - DIN 988	Shim set 37x47x0,1; 0,3; 0,5 - DIN 988	
5	042836	1	Passscheibensatz 50x62x0,1; 0,3; 0,5; 1,0	Shim Kit 50x62x0,1; 0,3; 0,5; 1,0	
6	041694	1	Wellendichtring 20x47x7 BASL - DIN 3760	Seal 20x47x7 BASL - DIN 3760	
7	041695	1	Wellendichtring 35x72x10 BASL - DIN 3760	Seal 35x72x10 BASL - DIN 3760	
8	506421	1	Verschlusskappe 62x8	Locking cap 62x8	

A (Pos. 1-5)

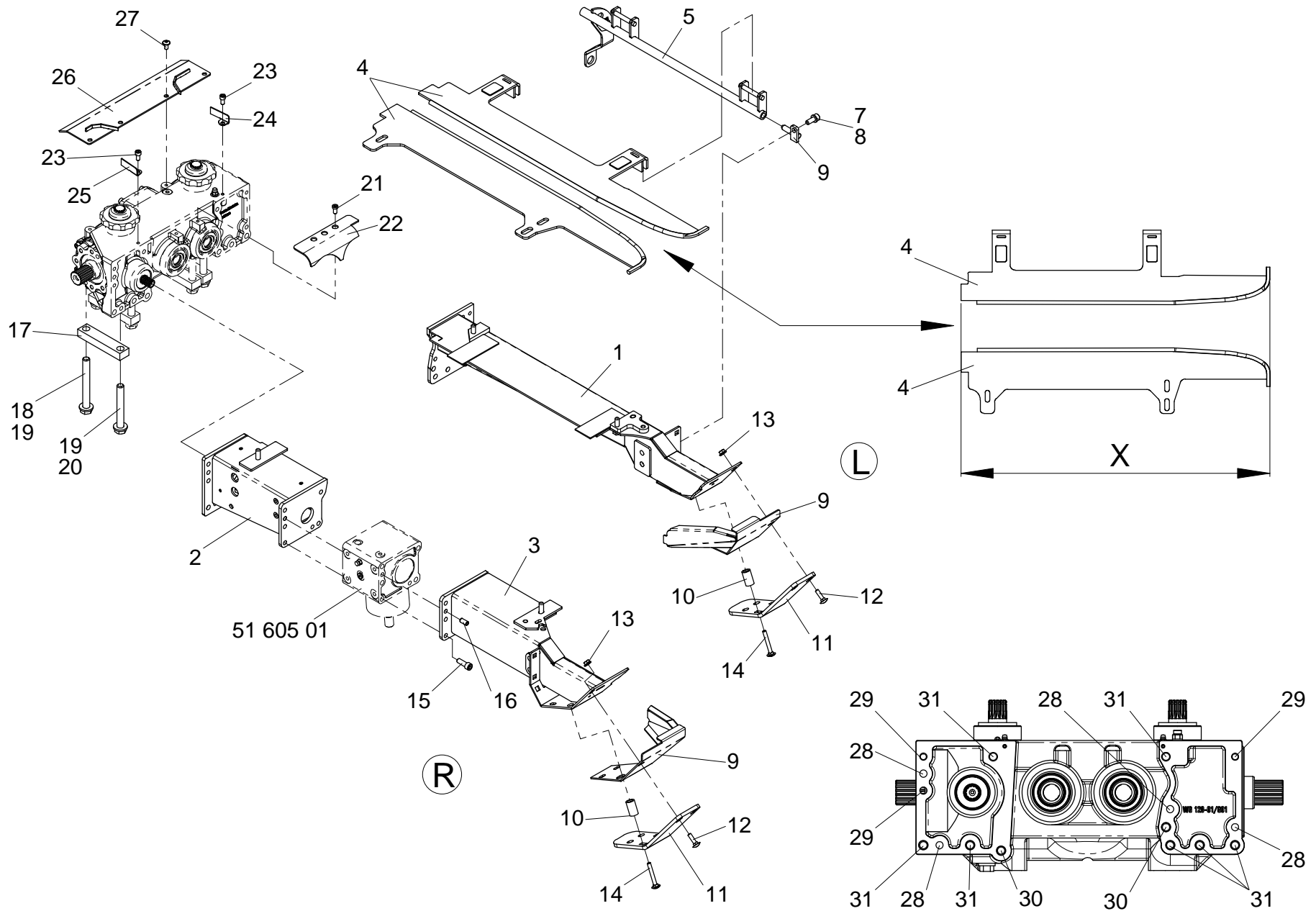


Masch.-Typ	<input type="text"/>	
Masch.-Nr.	<input type="text"/>	
Key-Code	<input type="text" value="R"/>	
Baujahr	<input type="text"/>	
Gewicht kg	<input type="text"/>	
CARL GERINGHOFF Vertriebsgesellschaft mbH & Co Gersteinstr. 18, D-59227 Ahlen MADE IN GERMANY		

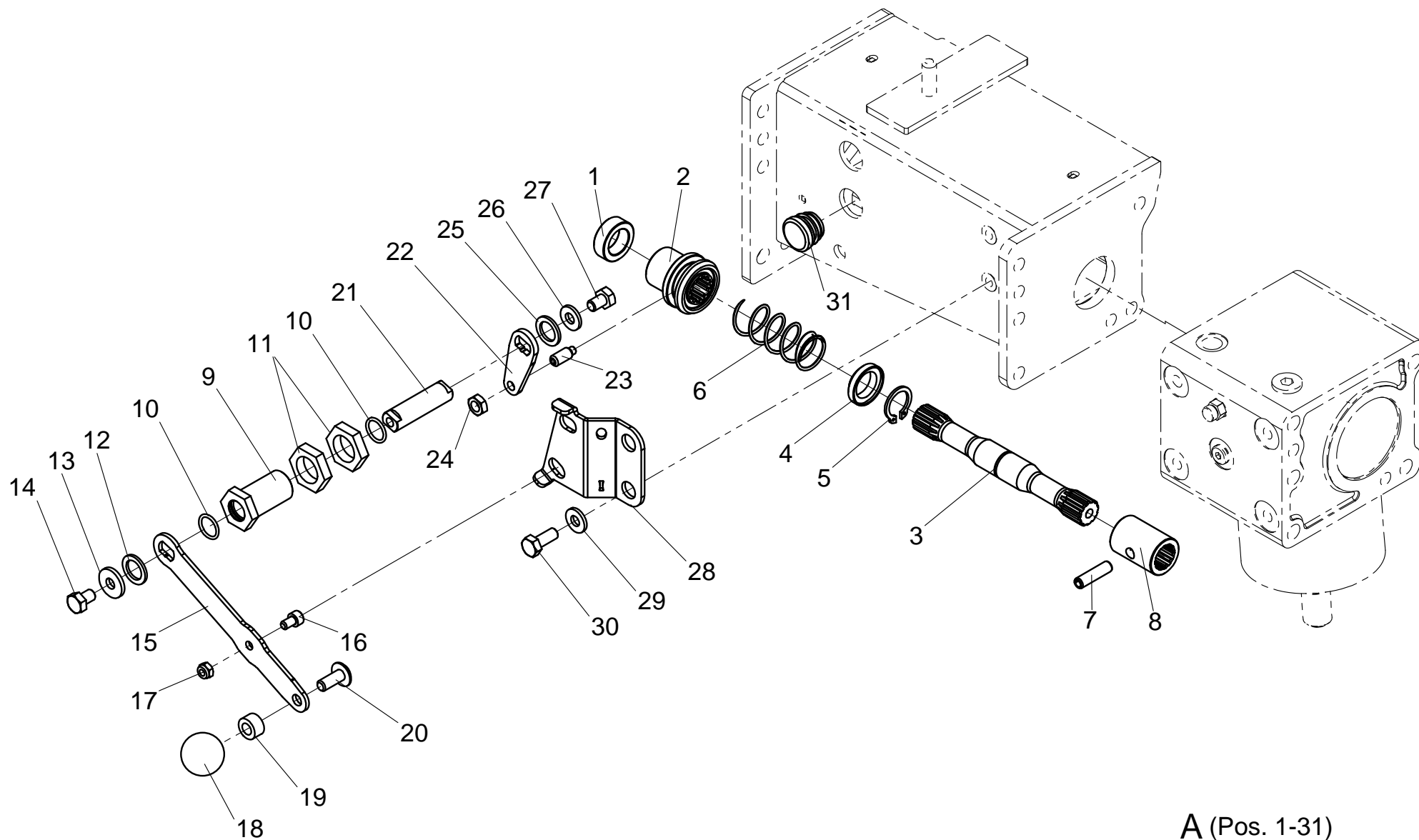
Pos.	Artikelnummer Article Number	Menge Quantity	Beschreibung	Description	Anmerkung Comment
A	506436	1	Reparatursatz	Repair set	1-5
1	506418	1	Abtriebswelle	Drive shaft	
2	042172	1	Passscheibensatz 60x72x0,1/0,3/0,5 - DIN 988	Shim set 60x72x0,1/0,3/0,5 - DIN 988	
3	040052	1	Nutmutter M20x1,5	Slotted nut M20x1,5	
4	042173	1	Passscheibensatz 25x35x0,1 0,3 0,5 - DIN 988	Shim set 25x35x0,1 0,3 0,5 - DIN 988	
5	041695	1	Wellendichtring 35x72x10 BASL - DIN 3760	Seal 35x72x10 BASL - DIN 3760	



Pos.	Artikelnummer Article Number	Menge Quantity	Beschreibung	Description	Anmerkung Comment
1	502800	1	Längsträger	Longitudinal support	
2	506020	1	Längsträgerhinterteil	Longitudinal support back side	
3	506021	1	Längsträgervorderteil	Longitudinal support front side	
4	501820	1	Pflückplatte	Plate Stripper	"L; X=858mm"
4	501204	1	Pflückplatte	Plate Stripper	"L; X=862mm"
4	501823	1	Pflückplatte	Plate Stripper	"R; X=858mm"
4	501208	1	Pflückplatte	Deck plate	"R; X=862mm"
5	506042	1	PPV - Verstellrohr	PPV-adjustable tube	
6	501238	1	Haltebolzen	Bracket	
7	040109	2	Federring A10 - DIN 127, verz.	Spring ring A10 - DIN 127, galv.	
8	040545	1	Zylinderschraube M10x25 - DIN 912	Cylindrical head bolt M10x25 - DIN 912	
9	502826	1	Verschleissblech	Plate skid	L
9	502827	1	Verschleissblech	Plate skid	R
10	506152	4	Distanzhülse	Distance sleeve	
11	506150	2	Zusatzkufe	Additionaly skid	
12	040486	3	Flachrundschrabe M8x30 - DIN 603	Bolt carriage	
13	042038	8	Sicherungsmutter M8 - DIN 6923	Nut Flange M8 - DIN 6923	
14	040647	3	Flachr.- Schraube M8x60 - DIN 603 verz.	Bolt carriage M8x60 - DIN 603 galv.	
15	040682	2	Zylinderschraube M10x30 - DIN 912, verz.	Cylindrical head bolt M10x30 - DIN 912, galv.	
16	041199	4	Spannstift 10x20 - DIN 1481	Clamping sleeve 10x20 - DIN 1481	
17	502696	4	Klemmbrücke	Clamp Gearbox Mounting	
18	040681	1	Skt.-Schraube M16x140 - DIN 931, verz.	Bolt hex M16x140 - DIN 931, galv.	
19	040152	2	Contact-Scheibe Form M - DIN 1524, verz.	Washer contact form M - DIN 1524, galv.	
20	040718	1	Skt.-Schraube M16x120 - DIN 931, verz.	Bolt hex M16x120 - DIN 931, galv.	
21	040909	2	Zylinderschraube M8x16 - DIN 6912, verz.	Cylindrical head bolt M8x16 - DIN 6912, galv.	



Pos.	Artikelnummer Article Number	Menge Quantity	Beschreibung	Description	Anmerkung Comment
22	502236	1	Pflückspaltabschluss	Cutoff Block	
23	040547	6	M8x16 - DIN 912 - 8.8 - verz.	Bolt Allen Head M8x16 - DIN 912 - 8.8 - galv.	
24	501243	1	Abstreifer	Roller stripper	L
25	501244	1	Abstreifer	Roller stripper	R
26	5501113	1	Übergangsblech	Plate transition	
27	040752	16	Linsen-Flanschkopfschr. M8x16	Bolt flange allen head M8x16	
28	041199	4	Spannstift 10x20 - DIN 1481	Clamping sleeve 10x20 - DIN 1481	
29	040545	1	Zylinderschraube M10x25 - DIN 912	Cylindrical head bolt M10x25 - DIN 912	
30	040911	2	Zyl-Schraube M12x40-DIN 912 mvk	Cylindrical head bolt M12x40-DIN 912 mvk	
31	040724	6	ISO4762-M12x35-8.8-A3C-MK	Bolt Allen Head ISO4762-M12x35-8.8-A3C-MK	



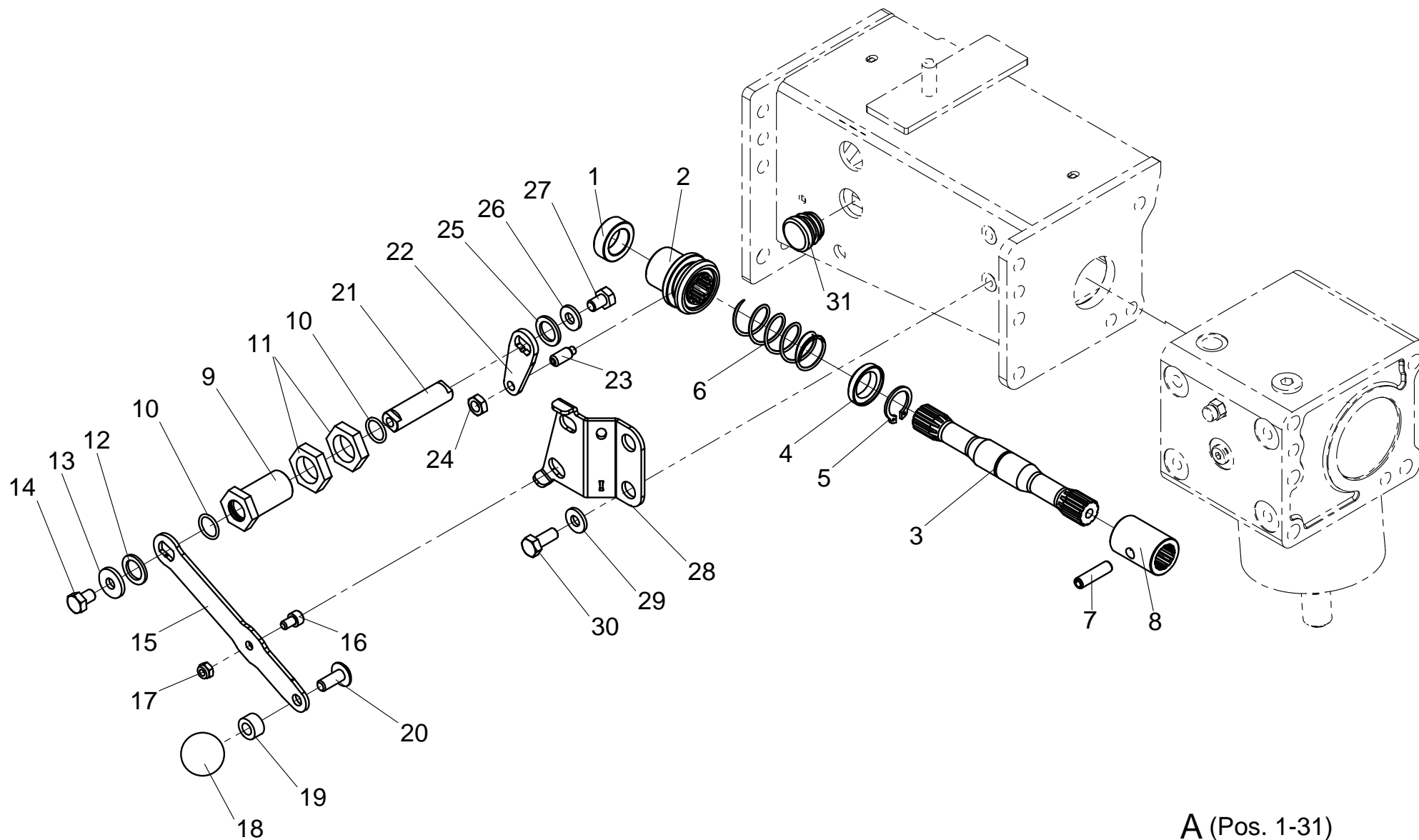
**A** (Pos. 1-31)

**B** (Pos. 15-20)

**C** (Pos. 21-27)



Pos.	Artikelnummer Article Number	Menge Quantity	Beschreibung	Description	Anmerkung Comment
A	506100	1	Abschaltung	Switchoff	1-31
1	506109	1	Anlaufring für Schiebemuffe	Ring for sliding sleeve	
2	506110	1	Schiebemuffe	Sliding sleeve	
3	506108	1	Zwischenwelle	Layshaft	
4	506111	1	Federführung f. Zwischenwelle	Spring guide f. layshaft	
5	042821	1	Sicherungsring 20x1,75 - DIN 471	Snap ring 20x1,75 - DIN 471	
6	042825	1	Druckfeder D-236	Pressure spring D-236	
7	041474	4	Spannstift 8x30 - DIN 1481	Roll pin 8x30 - DIN 1481	
8	506409	1	Profilbuchse	Socket	
9	506106	1	Ausrückhebelführung	Lever guide	
10	042824	2	O-Ring 15x2mm	O-ring 15x2mm	
11	026420	2	Skt.-Mutter GM15-L	Hex nut GM15-L	
12	041666	1	Passscheibe 15x22x2 - DIN 988	Shim 15x22x2 - DIN 988	
13	040168	4	Contact-Scheibe Form B - DIN 1524, verz.	Washer contact form B - DIN 1524, galv.	
14	040863	1	Skt.-Schraube M8x12 - DIN 933, verz.	Bolt hex M8x12 - DIN 933, galv.	
B	506104	1	Betätigungshebel	Lever	15-20
15	506105	1	Betätigungshebel	Lever	
16	040693	1	Zylinderschraube M6x10 - DIN 912	Cylindrical head bolt M6x10 - DIN 912	
17	040007	6	Skt.-Mutter M6 - DIN 985, verz.	Hex nut M6 - DIN 985, galv.	
18	041398	1	Kipp Kugelknopf - DIN 313 Form E	Ball knob - DIN 313 Form E	
19	524165	4	Hülse PPV Sensoranbindung	Sleeve PPV sensors connection	
20	040917	1	Linsenflanschkopfschr. M8x20 - ISO 7380-2, verz.	Bolt flange allen head M8x20 - ISO 7380-2, galv.	
C	506101	1	Ausrückhebel	Lever	21-27
21	506102	1	Ausrückwelle	Shaft	
22	506103	1	Ausrückhebel	Lever	

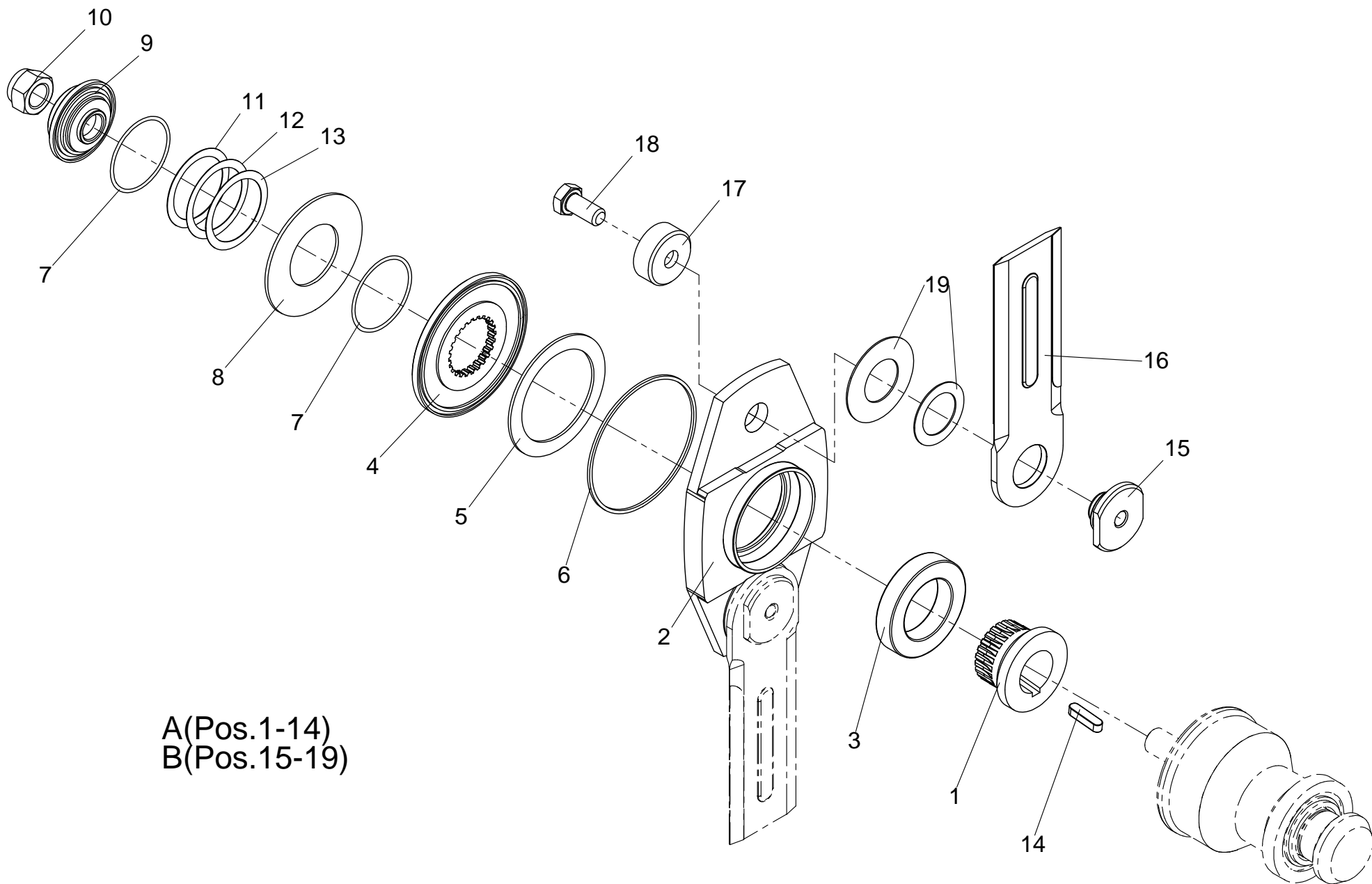


**A** (Pos. 1-31)

**B** (Pos. 15-20)

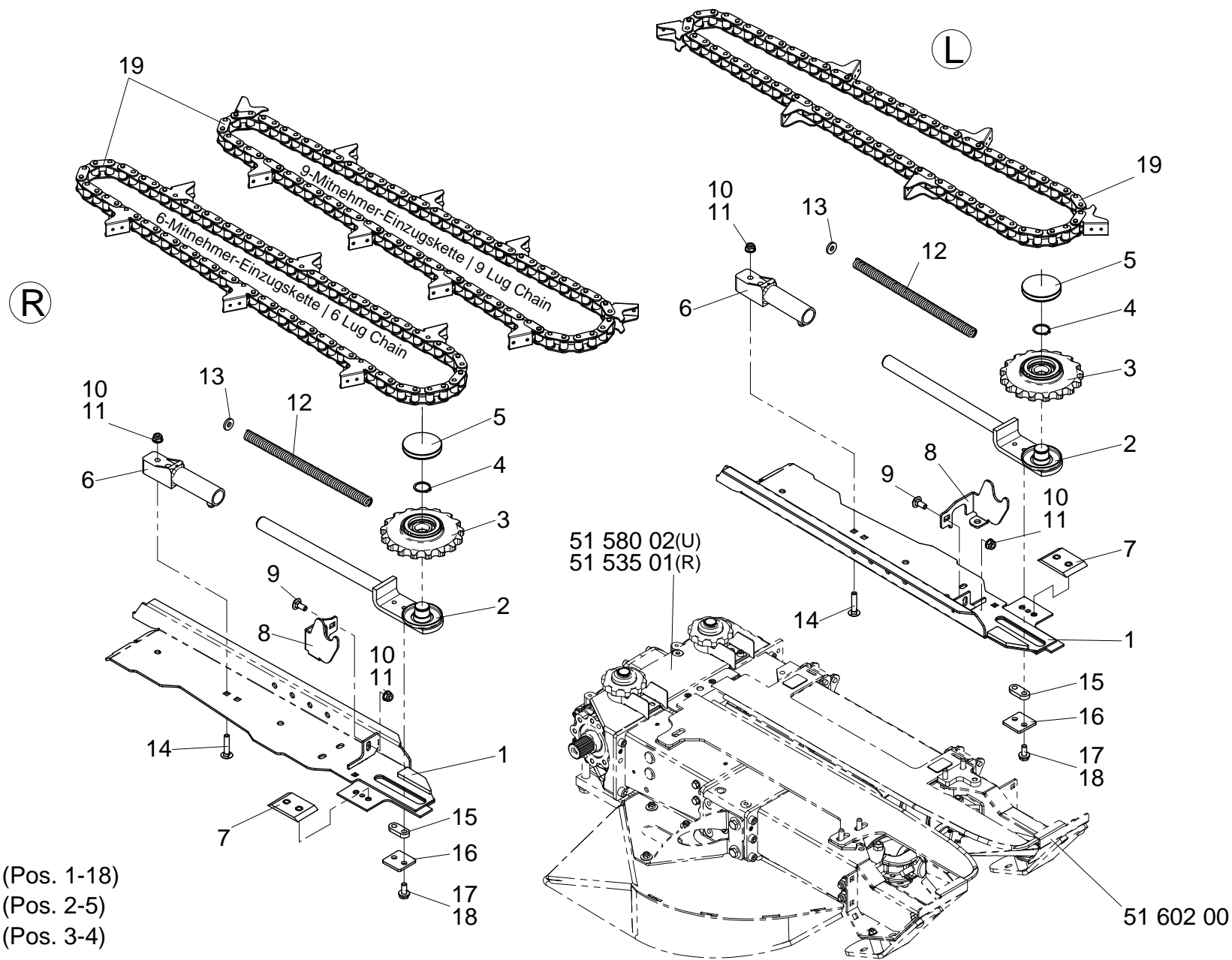
**C** (Pos. 21-27)

Pos.	Artikelnummer Article Number	Menge Quantity	Beschreibung	Description	Anmerkung Comment
23	042376	1	Gewindestift M8x20 - DIN 915	Roll pin M8x20 - DIN 915	
24	042032	1	Skt.-Mutter M8 - DIN 936	Hex nut M8 - DIN 936	
25	041666	1	Passscheibe 15x22x2 - DIN 988	Shim 15x22x2 - DIN 988	
26	040159	1	Contact-Scheibe Form M - DIN 1524	Washer contact form M - DIN 1524	
27	040863	1	Skt.-Schraube M8x12 - DIN 933, verz.	Bolt hex M8x12 - DIN 933, galv.	
28	506107	1	Schaltpositionsblech	Position plate	
29	040159	1	Contact-Scheibe Form M - DIN 1524	Washer contact form M - DIN 1524	
30	040444	6	Skt.-Schraube M8x20 - DIN 933, verz.	Bolt hex M8x20 - DIN 933, galv.	
31	041665	2	Lamellenstopfen GPN 320 GL 25	Lamella plug GPN 320 GL 25	



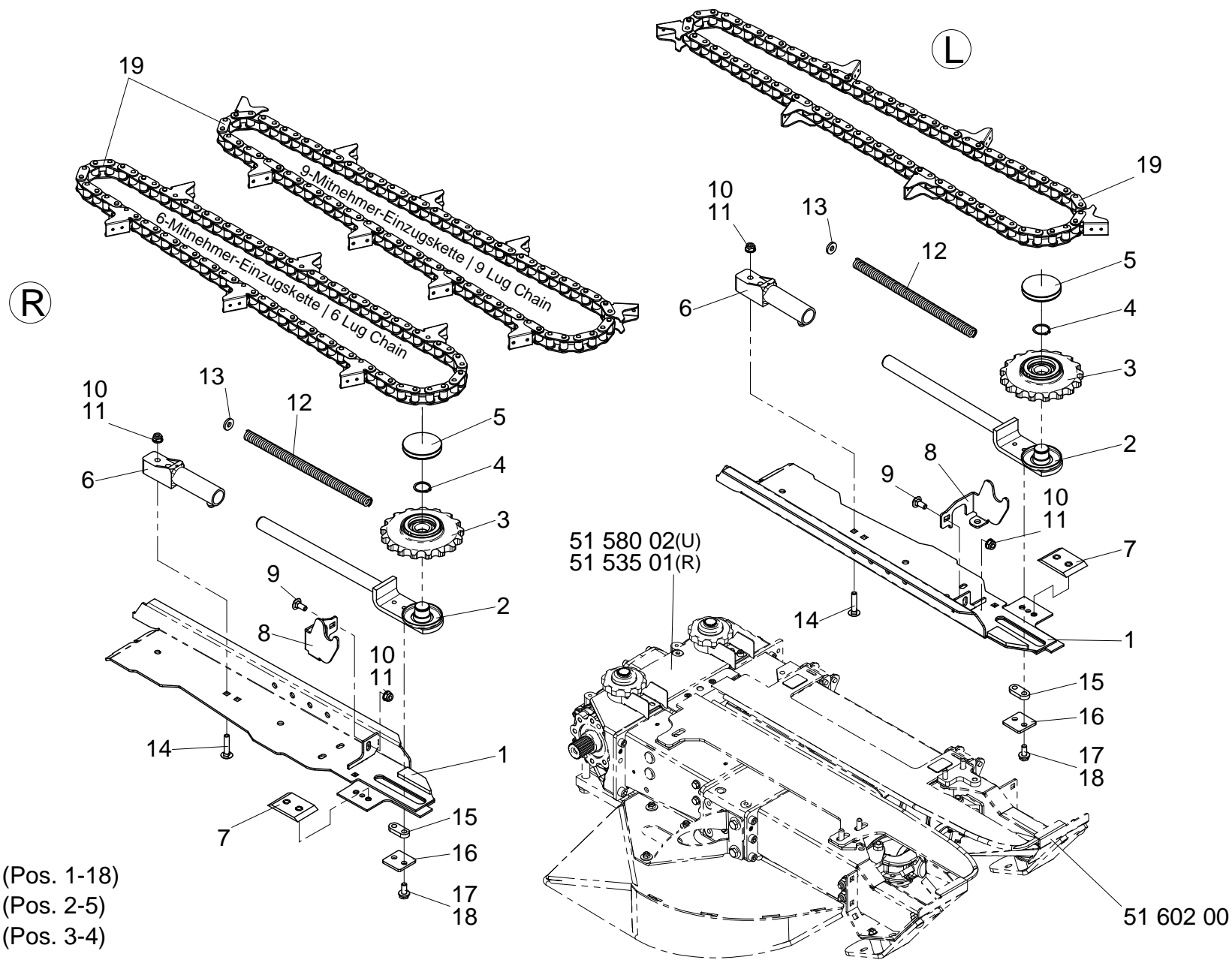
A(Pos.1-14)  
B(Pos.15-19)

Pos.	Artikelnummer Article Number	Menge Quantity	Beschreibung	Description	Anmerkung Comment
A	502715	1	Messerkopf	Blade head	1-14
B	506077	1	HZ-Messer	HZ-blade	15-19
1	502717	1	Kegelaufnahme	Conical holder	
2	502729	1	Messerträger	Blade support	
3	025052	1	Rillenkugellager 6010 2 RS - C3	Bearing Ball 6010 2 RS - C3	
4	502718	1	Druckscheibe	Pressure washer	
5	502720	1	Lamelle MIBA	Lamella MIBA	
6	041451	1	Quad- Ring QRARO 4156, Di 107,62 x 2,62	Quad-ring QRARO 4156, Di 107,62 x 2,62	
7	041450	2	O-Ring 57x2,5	O-ring 57x2,5	
8	041959	1	Tellerfeder 100x51x2,8 - DIN 2093	Disc spring 100x51x2,8 - DIN 2093	
9	502716	1	Druckplatte	Pressure plate	
10	042010	1	Skt.-Mutter M20x1,5 - DIN 985	Hex nut M20x1,5 - DIN 985	
11	041607	1	Paßscheibe 52x65x0,5 - DIN 988	Shim 52x65x0,5 - DIN 988	
12	041605	0	Paßscheibe 52x65x0,3 - DIN 988	Shim 52x65x0,3 - DIN 988	
13	041606	0	Paßscheibe 52x65x0,2 - DIN 988	Shim 52x65x0,2 - DIN 988	
14	041420	1	Passfeder A8x7x32 - DIN6885	Shim A8x7x32 - DIN6885	
15	506184	2	Lagerscheibe mit Gewinde und TF	Besring disc with thread and TF	
16	506085	2	HZ-Messer neutral; 200lg; ø35,3; PTA	HZ-knife neutral; 200lg; ø35,3; PTA	
17	502676	2	Hülse	Sleeve	
18	042379	2	M14x30 - DIN 933 - 10.9 - verz./ MVK	M14x30 - DIN 933 - 10.9 - galv../ MEC	
19	044399	1	Rep.-Satz Tellerfeder	Repair kit disc spring	



- A (Pos. 1-18)
- B (Pos. 2-5)
- C (Pos. 3-4)

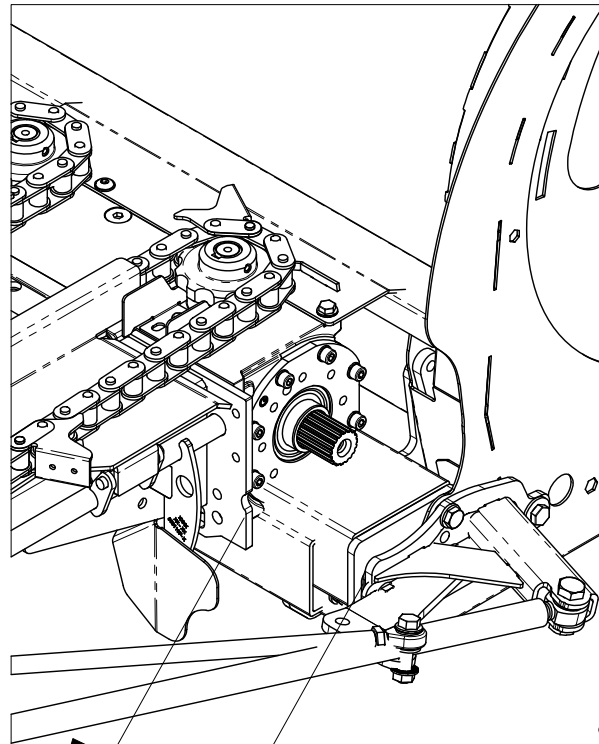
Pos.	Artikelnummer Article Number	Menge Quantity	Beschreibung	Description	Anmerkung Comment
A	5501140	1	Kettenführung	Chain guide	"L; 1-18"
A	5501141	1	Kettenführung	Chain guide	"R; 1-18"
1	5501143	1	Kettenführung	Chain guide	L
1	5501144	1	Kettenführung	Chain guide	R
B	501220	1	Schieber	Slider	2-5
2	501221	1	Schieber	Slider	
C	032013	1	Kettenrad	Bevel gear	3-4
3	032012	1	Umlenkkettenrad Z=17	Sprocket Z=17	
4	041242	1	Deckel	Cover	
5	041015	1	Sicherungsring 30x1,5 - DIN 471	Snap ring 30x1,5 - DIN 471	
6	501226	1	Federaufnahme	Spring support	
7	501217	2	Kunststoffführung	Plastic guide	
8	5501126	1	Haubenführung	Cover guide	L
8	5501127	1	Haubenführung	Cover guide	R
9	040499	8	Flachr.-Schr. M10x25 - DIN 603	Bolt carriage M10x25 - DIN 603	
10	040202	12	Scheibe A10,5 - DIN 125, verz.	Washer A10,5 - DIN 125, galv.	
11	040009	8	Skt.-Mutter M10 - DIN 985	Hex nut M10 - DIN 985	
12	041956	1	Druckfeder	Compression spring	
13	040212	8	Scheibe A10,5 - DIN 7349, verz.	Washer A10,5 - DIN 7349, galv.	
14	040608	1	DIN603-M10x50-8.8-A3C	Bolt Carriage DIN603-M10x50-8.8-A3C	
15	501224	1	Führung	Guide	
16	501225	1	Führungsplatte	Guide plate	
17	040544	3	Skt.-Schraube M10x25 - DIN 933	Bolt hex M10x25 - DIN 933	
18	040231	8	Contact-Scheibe Form M - DIN 1524	Washer contact from M - DIN 1524	
19	034851	2	Einzugsketten	Gathering chain	



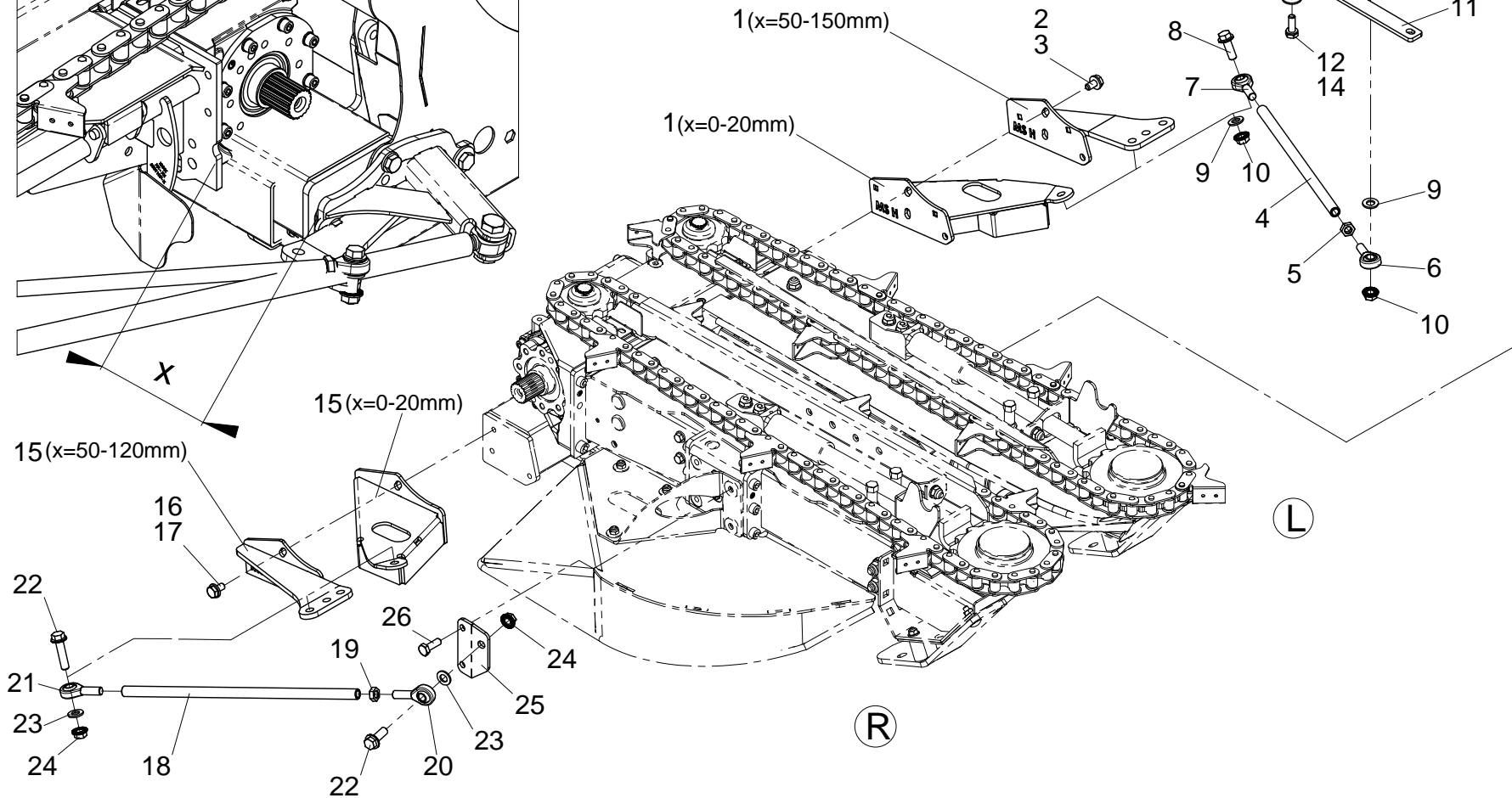
- A (Pos. 1-18)
- B (Pos. 2-5)
- C (Pos. 3-4)



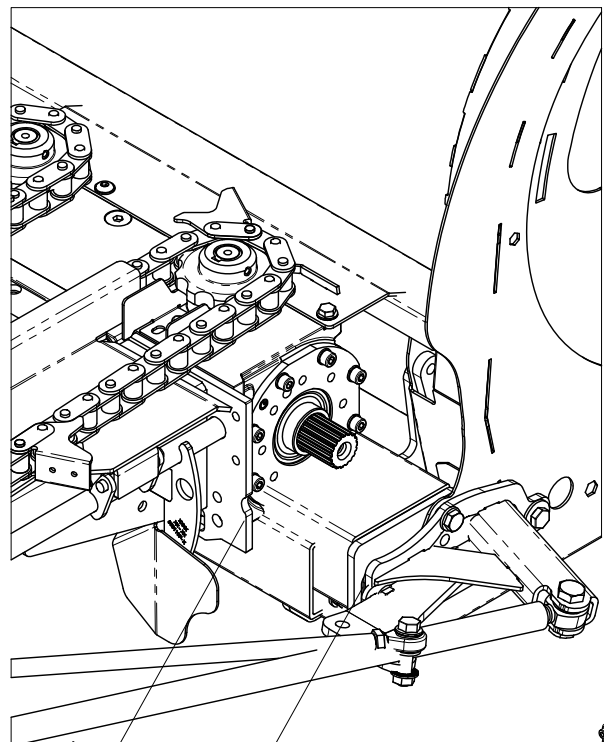
Pos.	Artikelnummer Article Number	Menge Quantity	Beschreibung	Description	Anmerkung Comment
19	034859	2	9-Mitnehmer-Einzugs-kette	9 Lug chain	



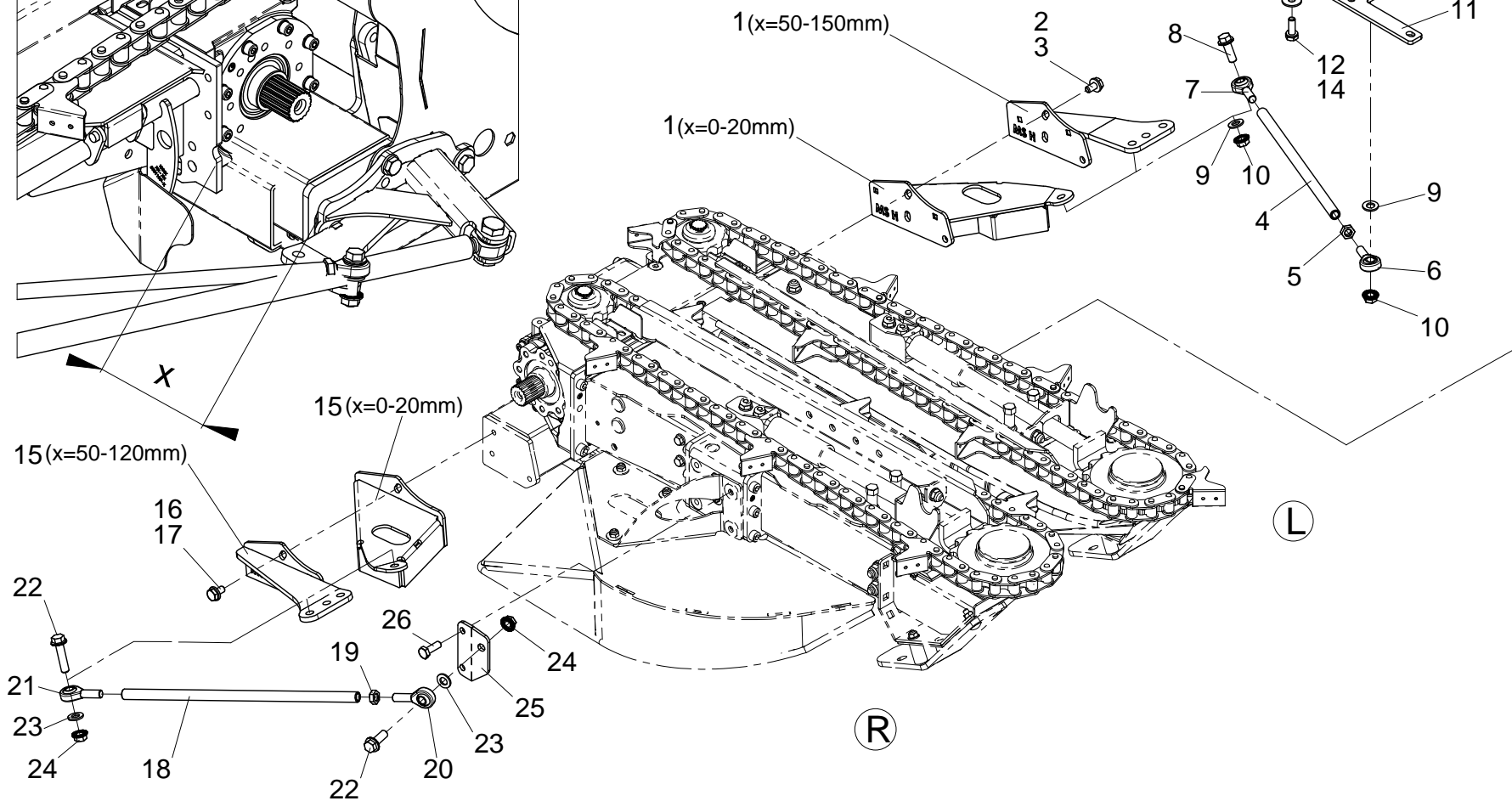
A (Pos. 1-14)  
B (Pos. 15-26)



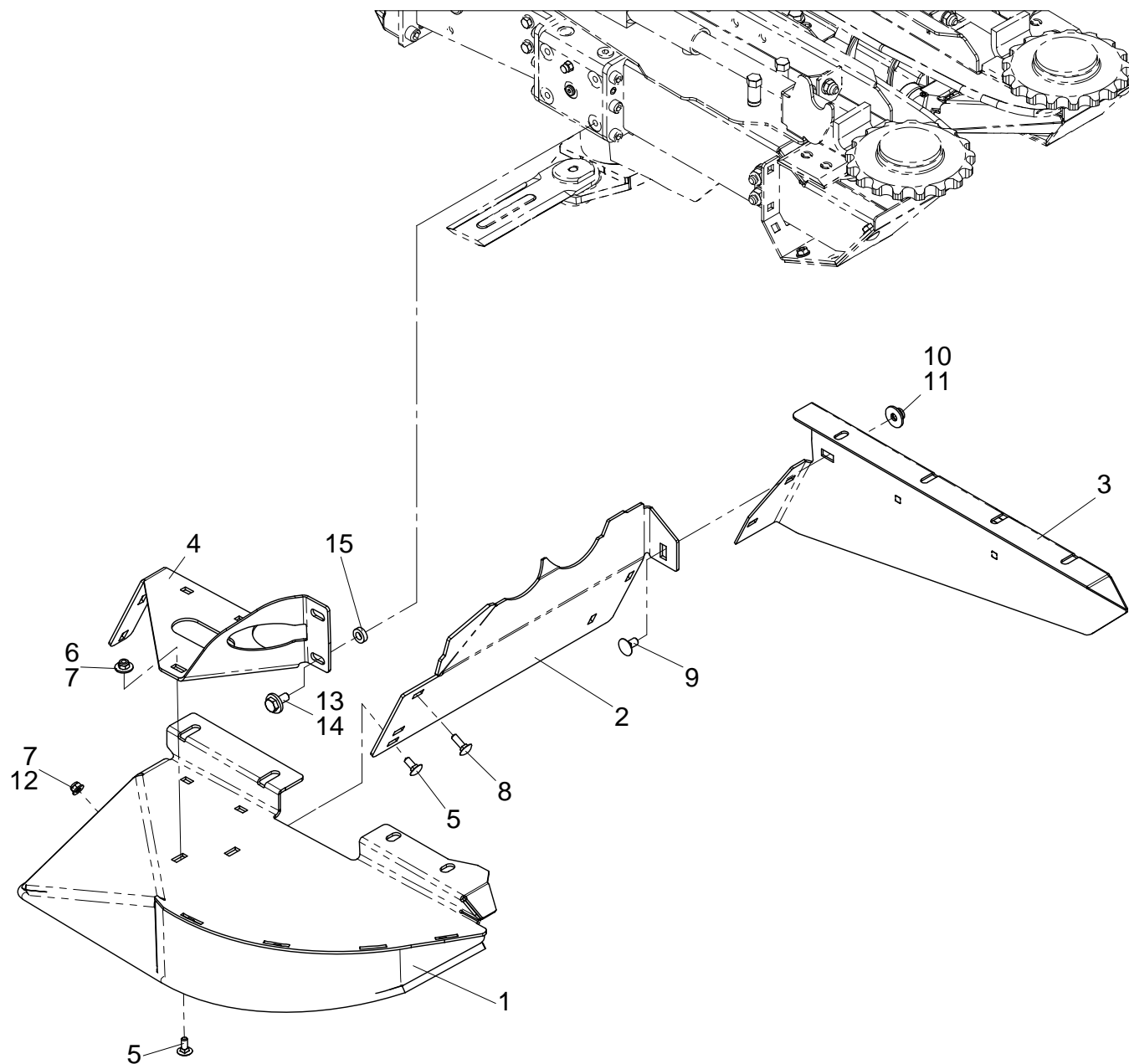
Pos.	Artikelnummer Article Number	Menge Quantity	Beschreibung	Description	Anmerkung Comment
A	506700	1	Außenreihenabstützung	Outside row support	"L; 1-14; X=0-20mm"
A	506715	1	Außenreihenabstützung	Outside row support	"L; 1-14; X=50-150mm"
1	506706	1	Außenreihenabstützung	Outside row support	"L; X=0-20mm"
1	506711	1	Außenreihenabstützung	Outside row support	"L; X=50-150mm"
2	040418	6	Skt.-Schraube M10x25 - DIN 933, verz.	Bolt hex M10x25 - DIN 933, galv.	
3	040231	8	Contact-Scheibe Form M - DIN 1524	Washer contact from M - DIN 1524	
4	502819	1	Rohr	Tube	
5	040034	1	Skt.-Mutter M12 - DIN 936, verz.	Hex nut M12 - DIN 936, galv.	
6	041456	1	Gelenkkopf M12 - DIN 648	Ball joint M12 - DIN 648	
7	041471	1	Gelenkkopf M12 - DIN 648	Ball joint M12 - DIN 648	
8	042419	2	Verbus-Ripp Schraube M12x40, verz.	Verbus-Ripp bolt M12x40, galv.	
9	040203	4	Scheibe A13 - DIN 125, verz.	Washer A13 - DIN 125, galv.	
10	040070	4	Verbus-Ripp-Mutter M12	Verbus-Ripp nut M12	
11	502877	1	Abstützung	Support	
12	040438	4	Skt.-Schraube M10x30 - DIN 933	Bolt hex M10x30 - DIN 933	
13	040202	12	Scheibe A10,5 - DIN 125, verz.	Washer A10,5 - DIN 125, galv.	
14	040109	2	Federring A10 - DIN 127, verz.	Spring ring A10 - DIN 127, galv.	
B	506701	1	Außenreihenabstützung	Outside row support	"R; 15-26; X=0-20mm"
B	506716	1	Außenreihenabstützung	Outside row support	"R; 15-26; X=50-150mm"
15	506708	1	Außenreihenabstützung	Outside row support	"R; X=0-20mm"
15	506703	1	Außenreihenabstützung	Outside row support	"R; X=50-150mm"
16	040418	6	Skt.-Schraube M10x25 - DIN 933, verz.	Bolt hex M10x25 - DIN 933, galv.	
17	040231	8	Contact-Scheibe Form M - DIN 1524	Washer contact from M - DIN 1524	
18	502907	1	Rohr für Abstützung	Tube for brace	
19	040034	1	Skt.-Mutter M12 - DIN 936, verz.	Hex nut M12 - DIN 936, galv.	



A (Pos. 1-14)  
B (Pos. 15-26)

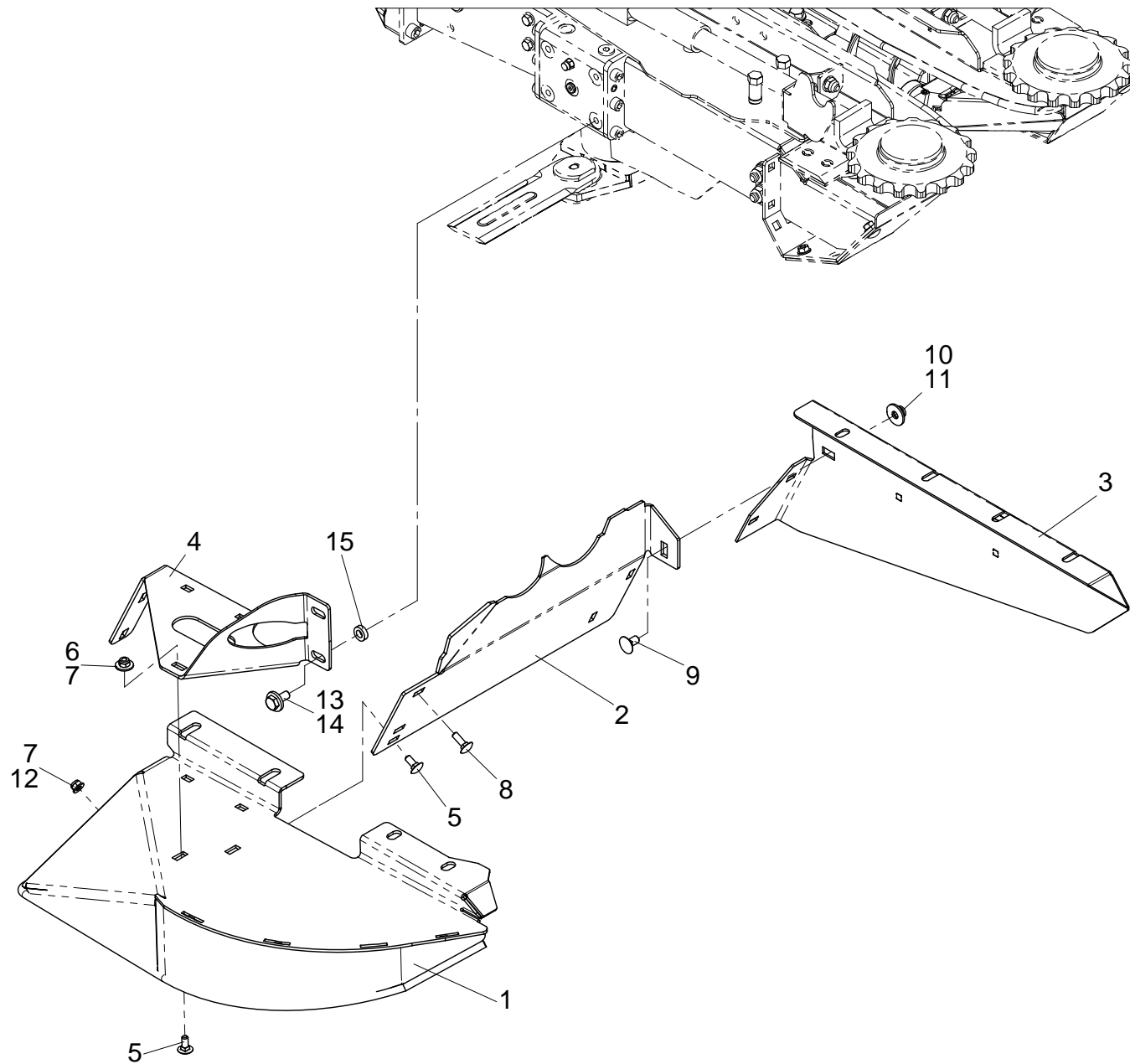


Pos.	Artikelnummer Article Number	Menge Quantity	Beschreibung	Description	Anmerkung Comment
20	041456	1	Gelenkkopf M12 - DIN 648	Ball joint M12 - DIN 648	
21	041471	1	Gelenkkopf M12 - DIN 648	Ball joint M12 - DIN 648	
22	042419	2	Verbus-Ripp Schraube M12x40, verz.	Verbus-Ripp bolt M12x40, galv.	
23	040203	4	Scheibe A13 - DIN 125, verz.	Washer A13 - DIN 125, galv.	
24	040070	4	Verbus-Ripp-Mutter M12	Verbus-Ripp nut M12	
25	506228	1	Halter für Reihenabstützung	Holder for brace row unit	
26	040438	4	Skt.-Schraube M10x30 - DIN 933	Bolt hex M10x30 - DIN 933	



A (Pos. 1-15)

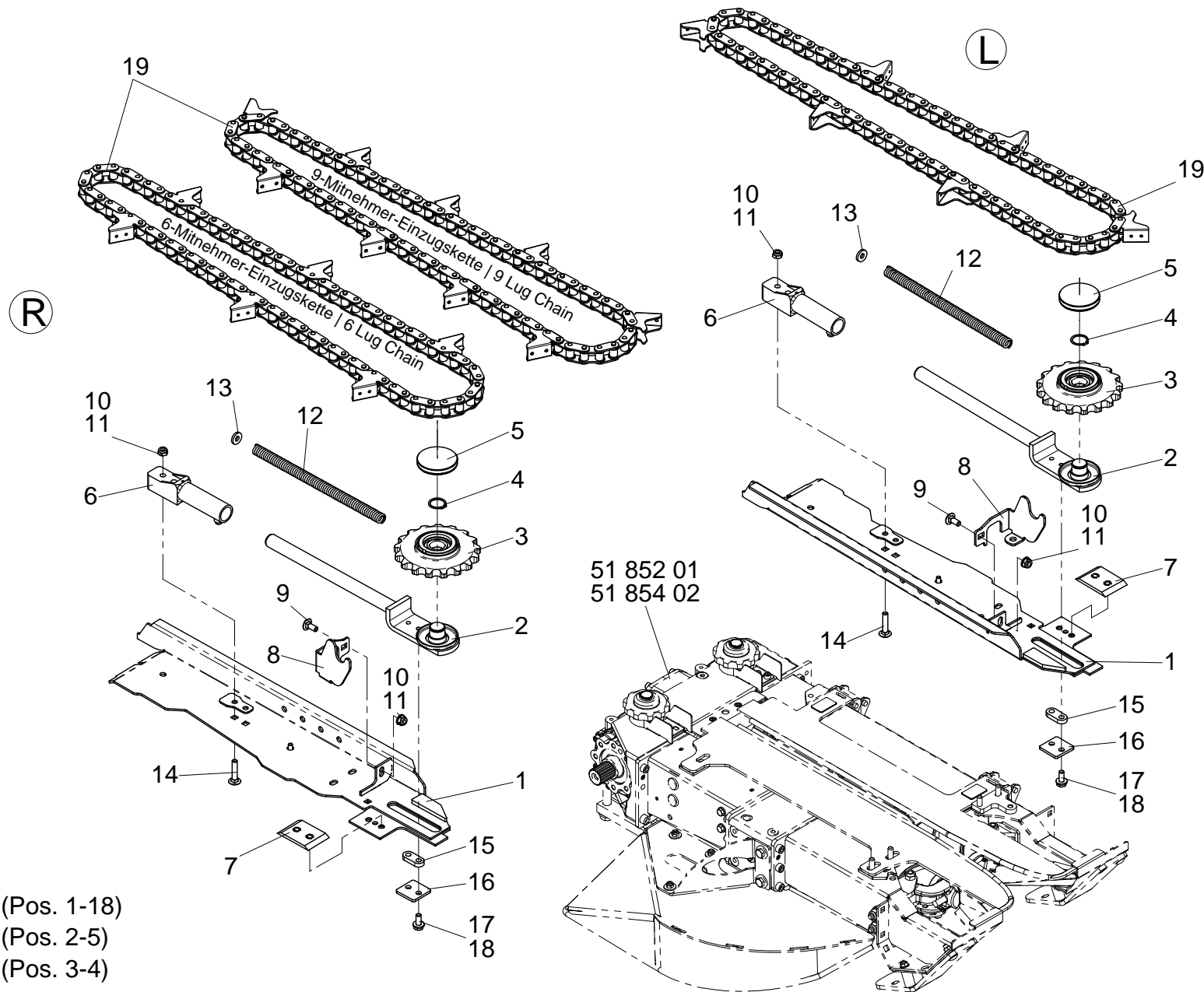
Pos.	Artikelnummer Article Number	Menge Quantity	Beschreibung	Description	Anmerkung Comment
A	506220	1	Schwallwand	Deflector plate	1-15
1	506222	1	Schwallwand HZ	Deflector plate HZ	R
2	506073	1	Schwallwand	Deflector plate	
3	506074	1	Schwallwand	Deflector plate	L
4	506227	1	Verstärkung	Reinforcing	
5	040437	2	Flachr.-Schraube M8x20 - DIN 603	Bolt carriage M8x20 - DIN 603	
6	040216	11	Scheibe A8.4 - DIN 9021, verz.	Washer A8.4 - DIN 9021, galv.	
7	040008	2	Skt.-Mutter M8 - DIN 985	Hex nut M8 - DIN 985	
8	040413	4	Flachr.-Schraub M8x25 - DIN 603, verz.	Bolt carriage M8x25 - DIN 603, galv.	
9	040579	4	Flachr.-Schraube M10x20 - DIN 603	M10x20 - DIN 603	
10	040217	8	Scheibe 10,5 - DIN 9021	Washer 10,5 - DIN 9021	
11	040009	8	Skt.-Mutter M10 - DIN 985	Hex nut M10 - DIN 985	
12	040201	6	Scheibe A8.4 - DIN 125, verz.	Washer A8.4 - DIN 125, galv.	
13	040544	3	Skt.-Schraube M10x25 - DIN 933	Bolt hex M10x25 - DIN 933	
14	040158	1	Contact-Scheibe Form B - DIN 1524, verz.	Washer contact form B - DIN 1524, galv.	
15	524876	2	Buchse	Sleeve	



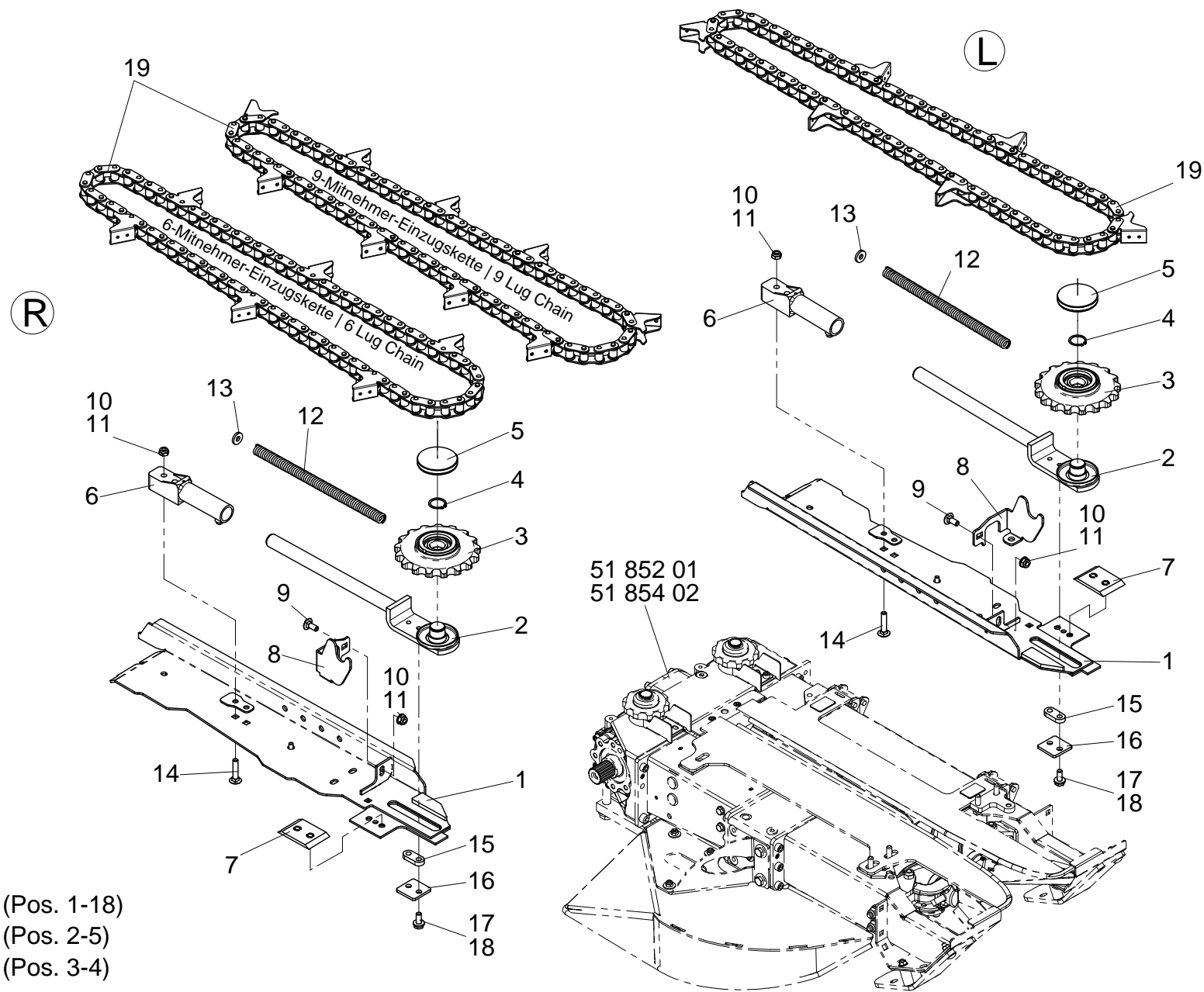
A (Pos. 1-15)



Pos.	Artikelnummer Article Number	Menge Quantity	Beschreibung	Description	Anmerkung Comment
A	506220	1	Schwallwand	Deflector plate	1-15
1	506222	1	Schwallwand HZ	Deflector plate HZ	R
2	506073	1	Schwallwand	Deflector plate	
3	506074	1	Schwallwand	Deflector plate	L
4	506226	1	Verstärkung	Reinforcing	
5	040437	2	Flachr.-Schraube M8x20 - DIN 603	Bolt carriage M8x20 - DIN 603	
6	040216	11	Scheibe A8.4 - DIN 9021, verz.	Washer A8.4 - DIN 9021, galv.	
7	040008	2	Skt.-Mutter M8 - DIN 985	Hex nut M8 - DIN 985	
8	040413	4	Flachr.-Schraub M8x25 - DIN 603, verz.	Bolt carriage M8x25 - DIN 603, galv.	
9	040579	4	Flachr.-Schraube M10x20 - DIN 603	M10x20 - DIN 603	
10	040217	8	Scheibe 10,5 - DIN 9021	Washer 10,5 - DIN 9021	
11	040009	8	Skt.-Mutter M10 - DIN 985	Hex nut M10 - DIN 985	
12	040201	6	Scheibe A8.4 - DIN 125, verz.	Washer A8.4 - DIN 125, galv.	
13	040544	3	Skt.-Schraube M10x25 - DIN 933	Bolt hex M10x25 - DIN 933	
14	040158	1	Contact-Scheibe Form B - DIN 1524, verz.	Washer contact form B - DIN 1524, galv.	
15	524876	2	Buchse	Sleeve	

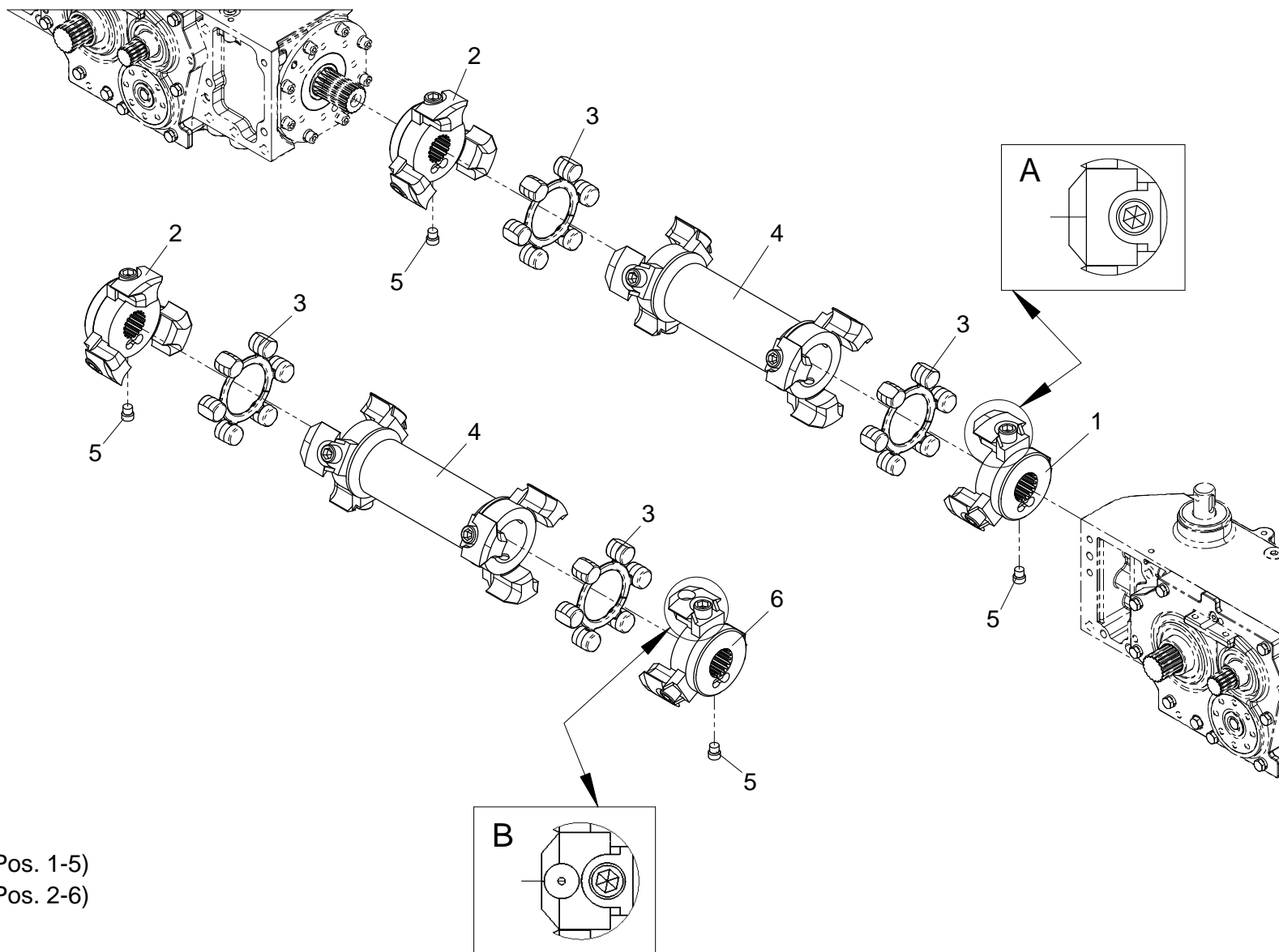


Pos.	Artikelnummer Article Number	Menge Quantity	Beschreibung	Description	Anmerkung Comment
A	5501140	1	Kettenführung	Chain guide	"L; 1-18"
A	5501141	1	Kettenführung	Chain guide	"R; 1-18"
1	5501143	1	Kettenführung	Chain guide	L
1	5501144	1	Kettenführung	Chain guide	R
B	501220	1	Schieber	Slider	2-5
2	501221	1	Schieber	Slider	
C	032013	1	Kettenrad	Bevel gear	3-4
3	032012	1	Umlenkkettenrad Z=17	Sprocket Z=17	
4	041242	1	Deckel	Cover	
5	041015	1	Sicherungsring 30x1,5 - DIN 471	Snap ring 30x1,5 - DIN 471	
6	501226	1	Federaufnahme	Spring support	
7	501217	2	Kunststoffführung	Plastic guide	
8	5501126	1	Haubenführung	Cover guide	L
8	5501127	1	Haubenführung	Cover guide	R
9	040499	8	Flachr.-Schr. M10x25 - DIN 603	Bolt carriage M10x25 - DIN 603	
10	040202	12	Scheibe A10,5 - DIN 125, verz.	Washer A10,5 - DIN 125, galv.	
11	040009	8	Skt.-Mutter M10 - DIN 985	Hex nut M10 - DIN 985	
12	041956	1	Druckfeder	Compression spring	
13	040212	8	Scheibe A10,5 - DIN 7349, verz.	Washer A10,5 - DIN 7349, galv.	
14	040608	1	DIN603-M10x50-8.8-A3C	Bolt Carriage DIN603-M10x50-8.8-A3C	
15	501224	1	Führung	Guide	
16	501225	1	Führungsplatte	Guide plate	
17	040544	3	Skt.-Schraube M10x25 - DIN 933	Bolt hex M10x25 - DIN 933	
18	040231	8	Contact-Scheibe Form M - DIN 1524	Washer contact from M - DIN 1524	
19	034851	2	Einzugsketten	Gathering chain	



**A** (Pos. 1-18)  
**B** (Pos. 2-5)  
**C** (Pos. 3-4)

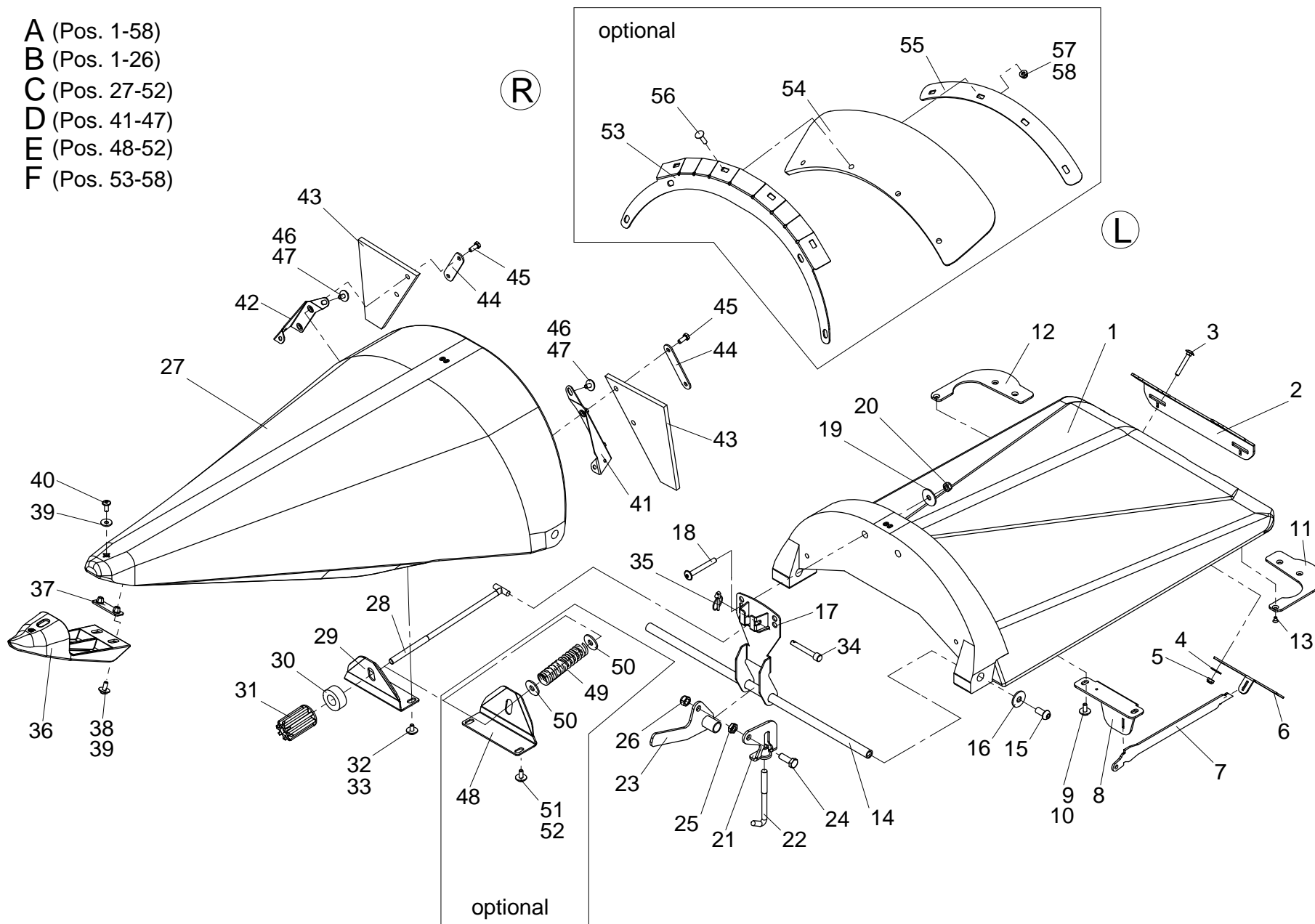
Pos.	Artikelnummer Article Number	Menge Quantity	Beschreibung	Description	Anmerkung Comment
19	034859	2	9-Mitnehmer-Einzugschette	9 Lug chain	



A (Pos. 1-5)  
 B (Pos. 2-6)

Pos.	Artikelnummer Article Number	Menge Quantity	Beschreibung	Description	Anmerkung Comment
A	027156	1	Centa Kupplung	Centa clutch	1-5
B	027365	1	Centa Kupplung	Centa clutch	2-6
1	027150	1	Centa Kupplungsnahe	Centa clutch hub	
2	027150	1	Centa Kupplungsnahe	Centa clutch hub	
3	027072	1	Elastikelement	Coupler flex	
4	027157	1	Mittelteil	Middle	
5	042431	2	Klemmschraube M14x16	Clamping bolt M14x16	
6	027384	1	Centa Kupplungsnahe	Hub CPL	

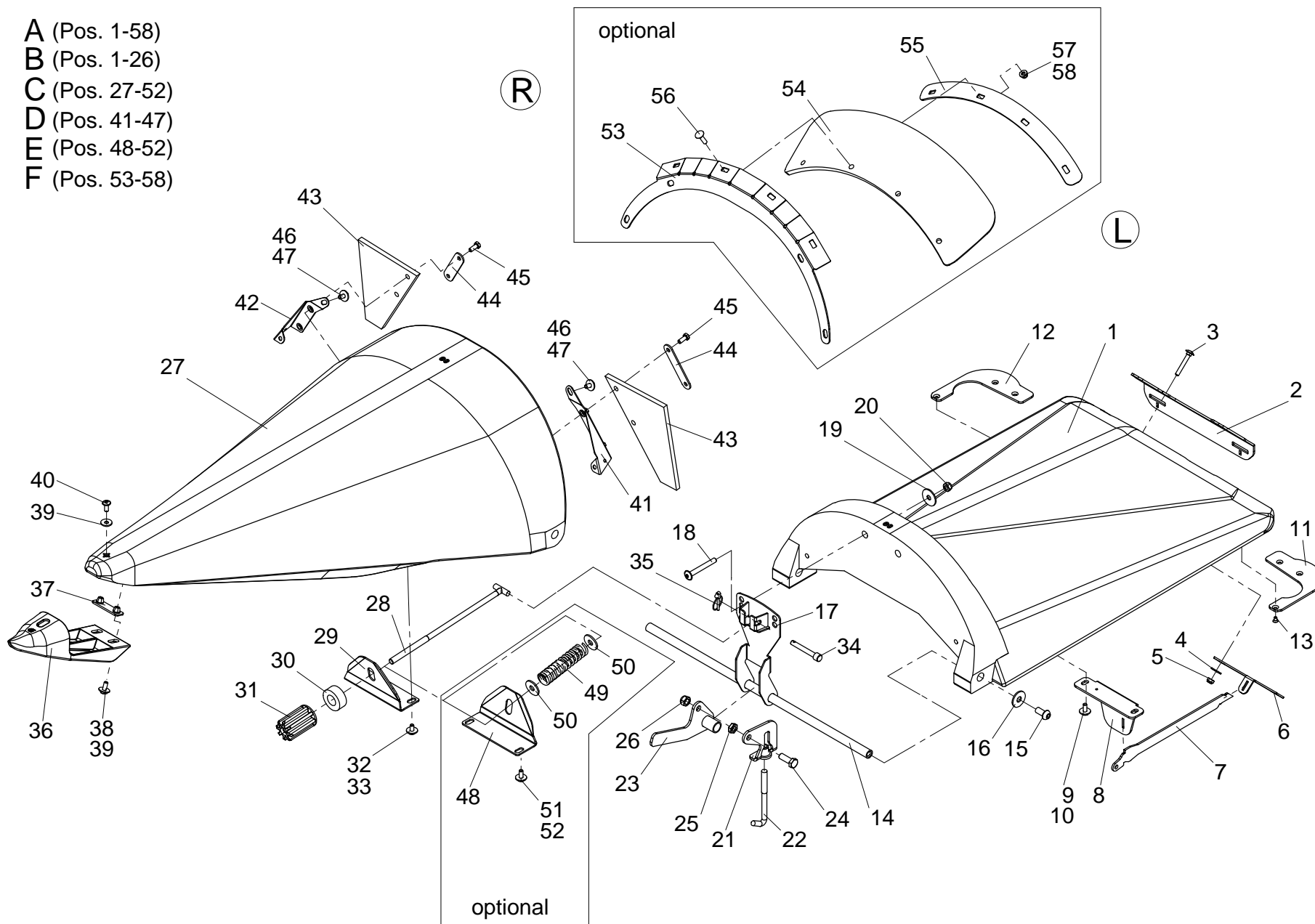
- A (Pos. 1-58)
- B (Pos. 1-26)
- C (Pos. 27-52)
- D (Pos. 41-47)
- E (Pos. 48-52)
- F (Pos. 53-58)





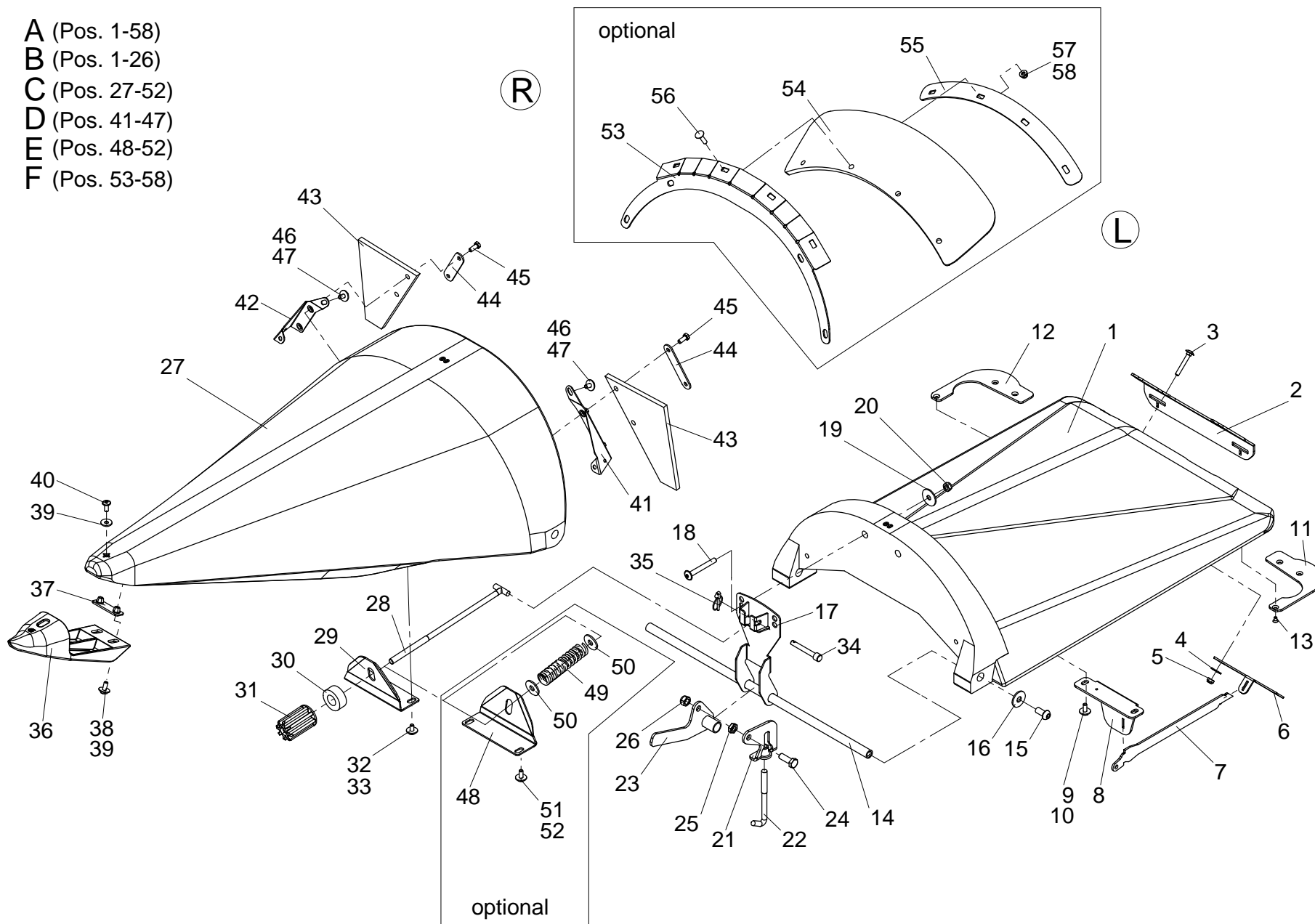
Pos.	Artikelnummer Article Number	Menge Quantity	Beschreibung	Description	Anmerkung Comment
A	5504040	1	Mittelkarosserie	Central framework	"1-58; rot  red"
A	5504041	1	Mittelkarosserie	Central framework	"1-58; grün  green"
A	5540042	1	Mittelkarosserie	Central framework	"1-58; gold-gelb  gold-yellow"
A	5504043	1	Mittelkarosserie	Central framework	"1-58; silber-grau  silver-grey"
A	5504044	1	Mittelkarosserie	Central framework	"1-58; signal-gelb  signal-yellow"
A	5504045	1	Mittelkarosserie	Central framework	"1-58; blutorange  bloodorange"
B	5504140	1	Mittelhaube	Central hood	"1-26; rot  red"
B	5504141	1	Mittelhaube	Central hood	"1-26; grün  green"
B	5504142	1	Mittelhaube	Central hood	"1-26; gold-gelb  gold-yellow"
B	5504144	1	Mittelhaube	Central hood	"1-26; signal-gelb  signal-yellow"
B	5504143	1	Mittelhaube	Central hood	"1-26; silber-grau  silver-grey"
B	5504145	1	Mittelhaube	Central hood	"1-26; blutorange  bloodorange"
1	504112	1	Mittelhaube	Center bonnet	rot  red
1	504115	1	Mittelhaube	Center bonnet	grün  green
1	504118	1	Mittelhaube	Center bonnet	gold-gelb  gold-yellow
1	507012	1	Mittelhaube	Center bonnet	signal-gelb  signal-yellow
1	504692	1	Mittelhaube	Center bonnet	silber-grau  silver-grey
1	504743	1	Mittelspitze	Centre divider	blutorange  bloodorange
2	5305070	1	Haubenaufnahme	Hinge rear bonnet	
3	040621	3	Flachrundschraube M8x55 - DIN 603 verz.	Bolt carriage M8x55 - DIN 603 galv.	
4	040008	2	Skt.-Mutter M8 - DIN 985	Hex nut M8 - DIN 985	
5	040216	11	Scheibe A8.4 - DIN 9021, verz.	Washer A8.4 - DIN 9021, galv.	
6	504161	1	Befestigungseisen	Bracket rear	
7	504173	1	Strebe Zylinderabstützung	Brace cylinder support	
8	504171	1	Brücke für Zylinderaufnahme	Bracket front cylinder	

- A (Pos. 1-58)
- B (Pos. 1-26)
- C (Pos. 27-52)
- D (Pos. 41-47)
- E (Pos. 48-52)
- F (Pos. 53-58)



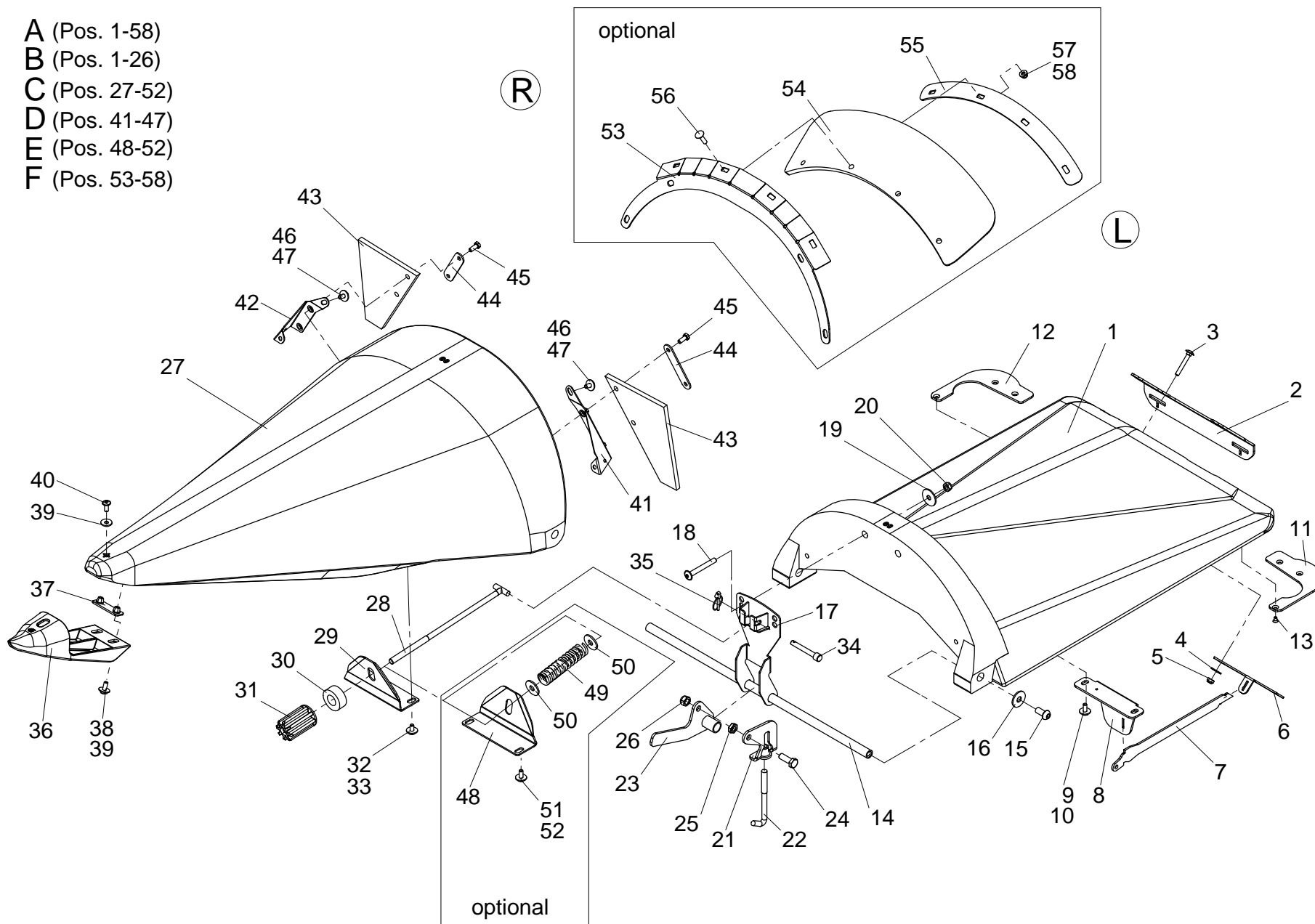
Pos.	Artikelnummer Article Number	Menge Quantity	Beschreibung	Description	Anmerkung Comment
9	040548	2	Skt.-Schraube M8x16 - DIN 933	Bolt hex M8x16 - DIN 933	
10	040216	11	Scheibe A8.4 - DIN 9021, verz.	Washer A8.4 - DIN 9021, galv.	
11	504152	1	Kettenabdeckung	Chain cover	L
12	504153	1	Kettenabdeckung	Chain cover	R
13	042386	6	Senkschraube M6x10 - ISO 14581 - Torx-mvk	Bolt countersunk M6x10 - ISO 14581 - Torx-mvk	
14	504024	1	Verbindungsrohr	Rod connecting	
15	040857	2	Linsenschraube M12x25 - ISO 7380 - 10.9 - DIN 7380	Bolt lens head M12x25 - ISO 7380 - 10.9 - DIN 7380	
16	040218	1	Scheibe A13 - DIN 9021, verz.	Washer A13 - DIN 9021, galv.	
17	504167	1	Frontblech geschw.	Front plate weld.	
18	040943	2	Linsen-Flanschkopfschr. M10x80	Bolt flange allen head M10x80	
19	040202	12	Scheibe A10,5 - DIN 125, verz.	Washer A10,5 - DIN 125, galv.	
20	040009	8	Skt.-Mutter M10 - DIN 985	Hex nut M10 - DIN 985	
21	504143	1	Aufnahme	Support	
22	504145	1	Verriegelungshaken	Locking hook	
23	504140	1	Verriegelungshebel	Handle latching	
24	040491	4	Skt.-Schraube M12x35 - DIN 933, verz.	Bolt hex M12x35 - DIN 933, galv.	
25	040034	1	Skt.-Mutter M12 - DIN 936, verz.	Hex nut M12 - DIN 936, galv.	
26	040010	9	Skt.-Mutter M12 - DIN 985, verz.	Hex nut M12 - DIN 985, galv.	
C	504007	1	Mittelspitze	Centre divider	"27-52; rot  red"
C	504911	1	Mittelspitze	Centre divider	"27-52; grün  green"
C	504931	1	Mittelspitze	Centre divider	"27-52; gold-gelb  gold-yellow"
C	507013	1	Mittelspitze	Centre divider	"27-52; signal-gelb  signal-yellow"
C	504693	1	Mittelspitze	Centre divider	"27-52; silber-grau  silver-grey"
C	505741	1	Mittelspitze	Centre divider	"27-52; blutorange  bloodorange"
27	504012	1	Mittelspitze	Center snout	rot  red

- A (Pos. 1-58)
- B (Pos. 1-26)
- C (Pos. 27-52)
- D (Pos. 41-47)
- E (Pos. 48-52)
- F (Pos. 53-58)

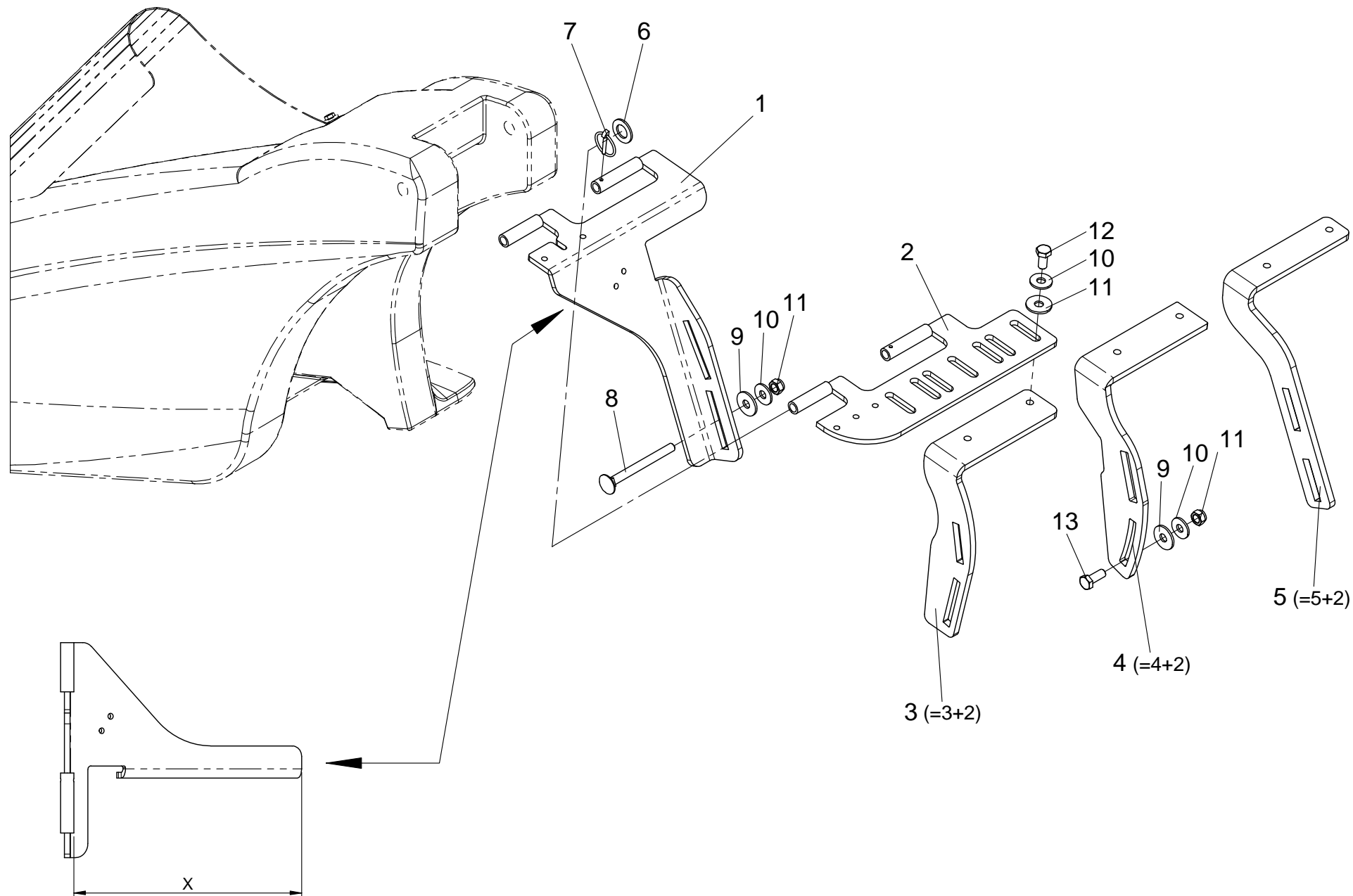


Pos.	Artikelnummer Article Number	Menge Quantity	Beschreibung	Description	Anmerkung Comment
27	504015	1	Mittelspitze	Center snout	grün  green
27	504018	1	Mittelspitze	Center snout	gold-gelb  gold-yellow
27	507014	1	Mittelspitze	Center snout	signal-gelb  signal-yellow
27	504694	1	Mittelspitze	Center snout	silber-grau  silver-grey
27	505742	1	Mittelspitze	Center snout	blutorange  bloodorange
28	503198	1	Einstellstange	Adjusting rod	
29	504023	1	Anschlagwinkel für Einstellstange	Stop bracket for adjust rod	
30	504026	1	Dämpferelement	Shock absorber	
31	503199	1	Federführung	Adjusting grip	
32	040548	2	Skt.-Schraube M8x16 - DIN 933	Bolt hex M8x16 - DIN 933	
33	040216	11	Scheibe A8.4 - DIN 9021, verz.	Washer A8.4 - DIN 9021, galv.	
34	503055	1	Sicherungsbolzen	Pin latching	
35	041392	1	Klappstecker 4x27 - DIN 11023	Locking pin 4x27 - DIN 11023	
36	504033	1	Kunststoffschuh	Plastic shoe	gelb  yellow
36	504034	1	Kunststoffschuh	Plastic shoe	schwarz  black
37	504164	1	Verschraubungsblech	Screw connection metal sheet	
38	040528	2	Skt.-Schraube M8x30 - DIN 933 - 8.8 , verz.	Bolt hex M8x30 - DIN 933 - 8.8, galv.	
39	040216	11	Scheibe A8.4 - DIN 9021, verz.	Washer A8.4 - DIN 9021, galv.	
40	040917	1	Linsenflanschkopfschr. M8x20 - ISO 7380-2, verz.	Bolt flange allen head M8x20 - ISO 7380-2, galv.	
D	504182	1	Kolbenfanggummi	Piston catch rubber	41-52
41	504180	1	Halter für Kolbenfanggummit	Holder for piston catch rubber	L
42	504181	1	Halter für Kolbenfanggummit	Holder for piston catch rubber	R
43	003154	2	Gummi	Rubber	
44	504169	2	Klemmblech	Clamping plate	
45	040604	4	Skt.-Schraube M8x20 - DIN 933, verz.	Bolt hex M8x20 - DIN 933, galv.	

- A (Pos. 1-58)
- B (Pos. 1-26)
- C (Pos. 27-52)
- D (Pos. 41-47)
- E (Pos. 48-52)
- F (Pos. 53-58)



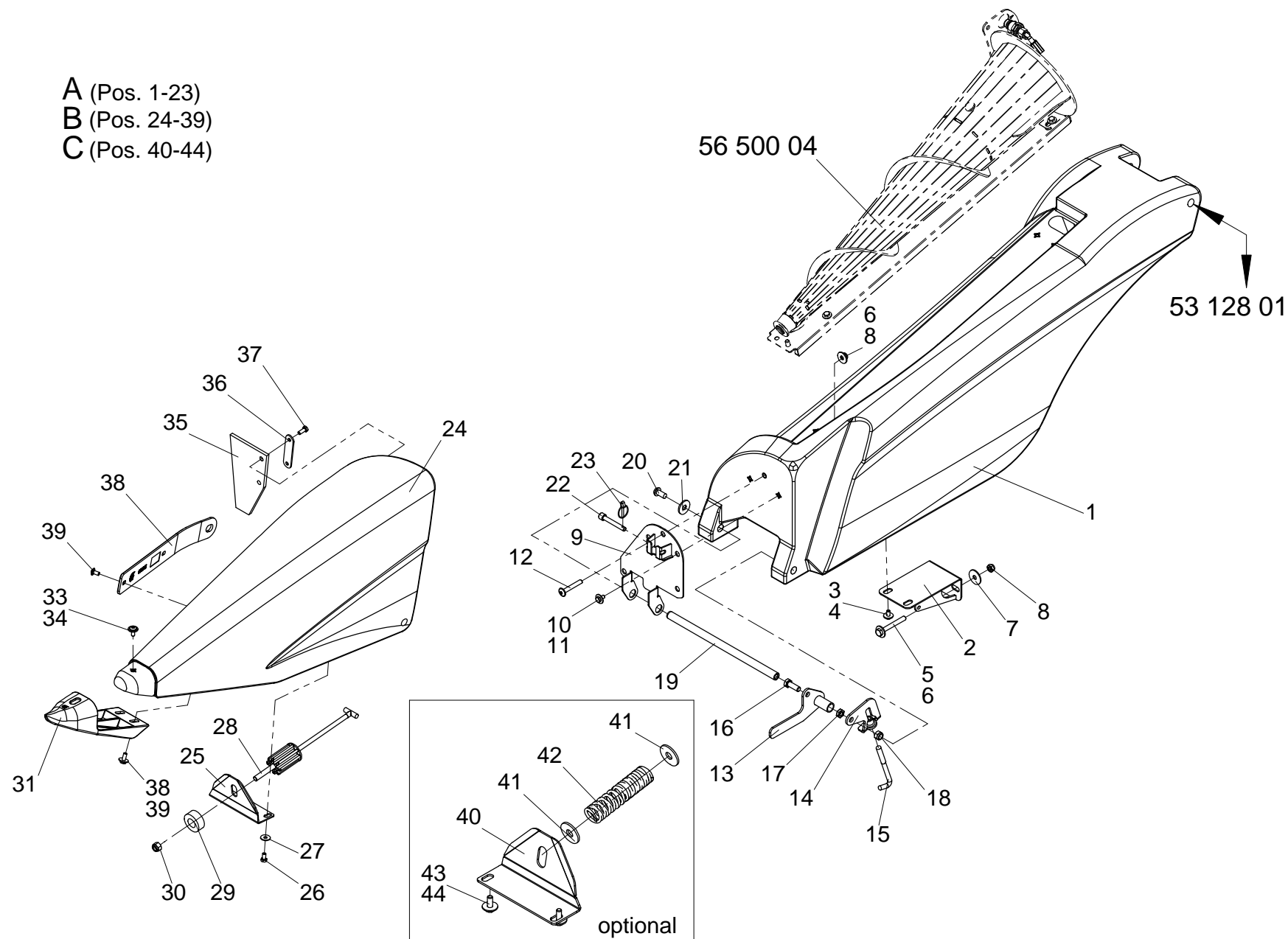
Pos.	Artikelnummer Article Number	Menge Quantity	Beschreibung	Description	Anmerkung Comment
46	040534	4	Skt.-Schraube M8x16 - DIN 933, verz.	Bolt hex M8x16 - DIN 933, galv.	
47	040216	11	Scheibe A8.4 - DIN 9021, verz.	Washer A8.4 - DIN 9021, galv.	
E	504037	1	Anbausatz	Mounting kit	48-52
48	504840	1	Anschlagwinkel	Stop bracket	
49	041990	1	Druckfeder D-329 B-05 Gutekunst	Pressure spring D-329 B-05	
50	040218	1	Scheibe A13 - DIN 9021, verz.	Washer A13 - DIN 9021, galv.	
51	040604	4	Skt.-Schraube M8x20 - DIN 933, verz.	Bolt hex M8x20 - DIN 933, galv.	
52	040216	11	Scheibe A8.4 - DIN 9021, verz.	Washer A8.4 - DIN 9021, galv.	
F	505490	1	Anbausatz Zusatzfanggummi	Mounting kit additional catch rubber	53-58
53	505491	1	Grundblech Halter	Base plate holder	
54	505493	1	Zusatzfanggummi	Additional catch rubber	
55	505492	1	Sicherungsblech	Locking plate	
56	040486	3	Flachrundschrabe M8x30 - DIN 603	Bolt carriage	
57	040201	6	Scheibe A8.4 - DIN 125, verz.	Washer A8.4 - DIN 125, galv.	
58	040008	2	Skt.-Mutter M8 - DIN 985	Hex nut M8 - DIN 985	





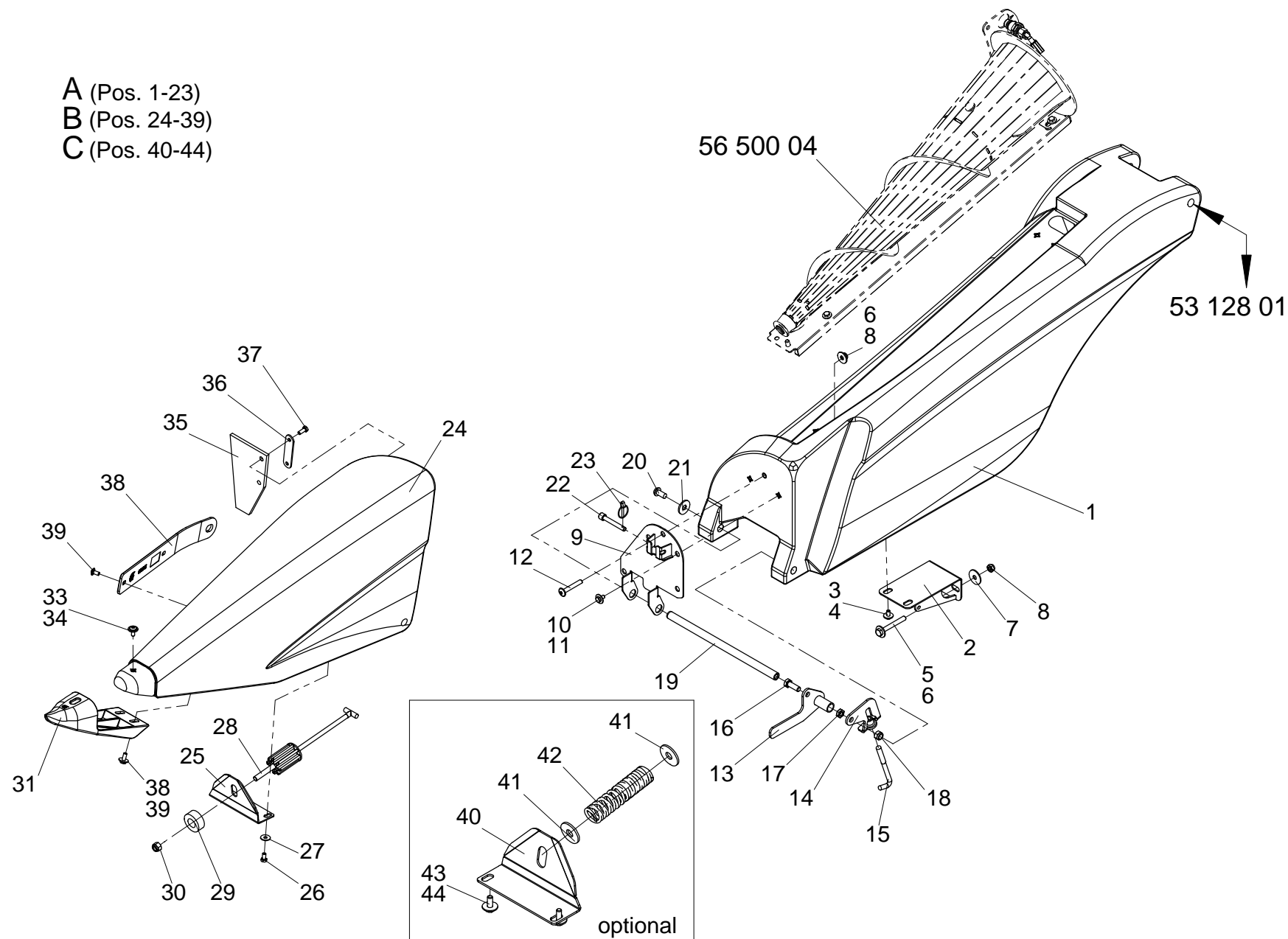
Pos.	Artikelnummer Article Number	Menge Quantity	Beschreibung	Description	Anmerkung Comment
1	5304030	1	Haubenaufnahme	Hood support	"L; X=299mm"
1	5304031	1	Haubenaufnahme	Hood support	"R; X=299mm"
1	5304560	1	Haubenaufnahme	Hood support	"L; X=326,5mm"
1	5304561	1	Haubenaufnahme	Hood support	"R; X=326,5mm"
1	5304003	1	Haubenaufnahme	Hood support	"L; X=369,4mm"
1	5304004	1	Haubenaufnahme	Hood support	"R; X=369,4mm"
2	5304000	1	Haubenaufnahme	Hood support	
3	5304034	1	Befestigungswinkel (+ Pos. 2)	Fastening angle (+ Pos. 2)	L
3	5304035	1	Befestigungswinkel (+ Pos. 2)	Fastening angle (+ Pos. 2)	R
4	5304564	1	Befestigungswinkel (+ Pos. 2)	Fastening angle (+ Pos. 2)	L
4	5304565	1	Befestigungswinkel (+ Pos. 2)	Fastening angle (+ Pos. 2)	R
5	5304007	1	Befestigungswinkel (+ Pos. 2)	Fastening angle (+ Pos. 2)	L
5	5304008	1	Befestigungswinkel (+ Pos. 2)	Fastening angle (+ Pos. 2)	R
6	040194	1	Scheibe	Washer	
7	041339	1	Klappsplint 4mm- LP4	Fold splint pin 4mm- LP4	
8	040874	2	Flachrund-Schraube M12x130-8.8.A3C	M12x130-8.8.A3C	
9	040218	1	Scheibe A13 - DIN 9021, verz.	Washer A13 - DIN 9021, galv.	
10	040157	12	Contact-Scheibe Form B - DIN 1524, verz.	Washer contact form B - DIN 1524, galv.	
11	040010	9	Skt.-Mutter M12 - DIN 985, verz.	Hex nut M12 - DIN 985, galv.	
12	040427	4	Skt.-Schraube M12x25 - DIN 933, verz.	Bolt hex M12x25 - DIN 933, galv.	
13	040496	8	Skt.-Schraube M12x30 - DIN 933	Bolt hex M12x30 - DIN 933	

- A (Pos. 1-23)
- B (Pos. 24-39)
- C (Pos. 40-44)



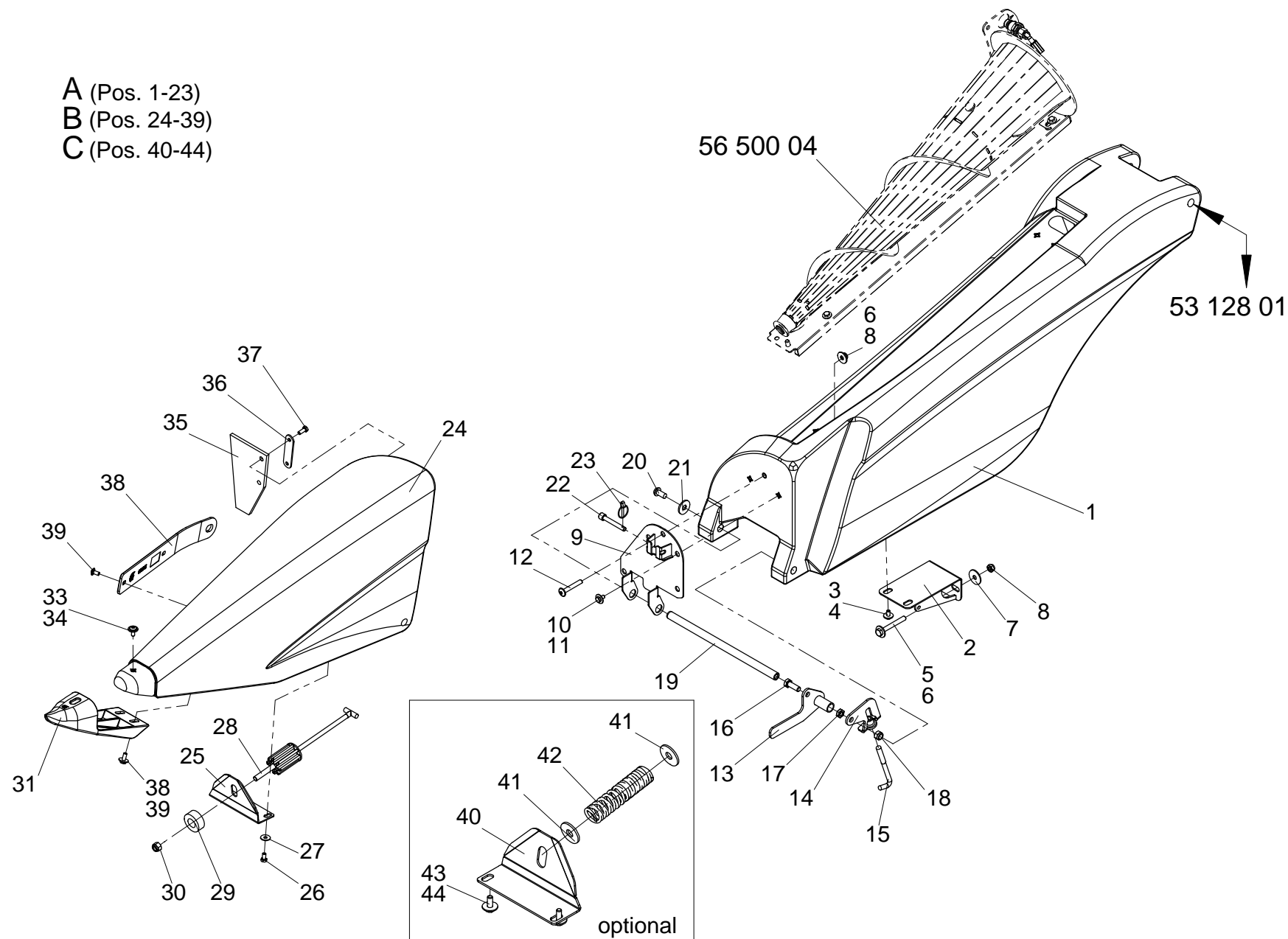
Pos.	Artikelnummer Article Number	Menge Quantity	Beschreibung	Description	Anmerkung Comment
A	5304100	1	Aussenhaube	Outer hood	"L; 1-23; rot  red"
A	5304102	1	Aussenhaube	Outer hood	"L; 1-23; grün  green"
A	5304104	1	Aussenhaube	Outer hood	"L; 1-23; gold-gelb  gold-yellow"
A	5304106	1	Aussenhaube	Outer hood	"L; 1-23; signal-gelb  signal yellow"
A	5304108	1	Aussenhaube	Outer hood	"L; 1-23; silber-grau  silver-grey"
A	505754	1	Aussenhaube	Outer hood	"L; 1-23; blutorange   bloodorange"
A	505894	1	Aussenhaube	Outer hood	"L; 1-23; dunkelrot  dark-red"
A	5304740	1	Aussenhaube	Outer hood	"L; 1-23; lichtgrau  light-grey"
A	5304101	1	Aussenhaube	Outer hood	"R; 1-23; rot  red"
A	5304103	1	Aussenhaube	Outer hood	"R; 1-23; grün  green"
A	5304105	1	Aussenhaube	Outer hood	"R; 1-23; gold-gelb  gold-yellow"
A	5304107	1	Aussenhaube	Outer hood	"R; 1-23; signal-gelb  signal yellow"
A	5304109	1	Aussenhaube	Outer hood	"R; 1-23; silber-grau  silver-grey"
A	505755	1	Aussenhaube	Outer hood	"R; 1-23; blutorange  bloodorange"
A	505895	1	Aussenhaube	Outer hood	"R; 1-23; dunkelrot  dark-red"
A	5304741	1	Aussenhaube	Outer hood	"R; 1-23; lichtgrau  light-grey"
B	5304120	1	Aussenspitze	Divider	"L; 24-39; rot  red"
B	5304122	1	Aussenspitze	Divider	"L; 24-39; grün  green"
B	5304124	1	Aussenspitze	Divider	"L; 24-39; gold-gelb  gold-yellow"
B	5304126	1	Aussenspitze	Divider	"L; 24-39; signal-gelb  signal yellow"
B	5304128	1	Aussenspitze	Divider	"L; 24-39; silber-grau  silver-grey"
B	505746	1	Aussenspitze	Divider	"L; 24-39; blutorange  bloodorange"
B	5304121	1	Aussenspitze	Divider	"R; 24-39; rot  red"
B	5304123	1	Aussenspitze	Divider	"R; 24-39; grün  green"
B	5304125	1	Aussenspitze	Divider	"R; 24-39; gold-gelb  gold-yellow"

- A (Pos. 1-23)
- B (Pos. 24-39)
- C (Pos. 40-44)



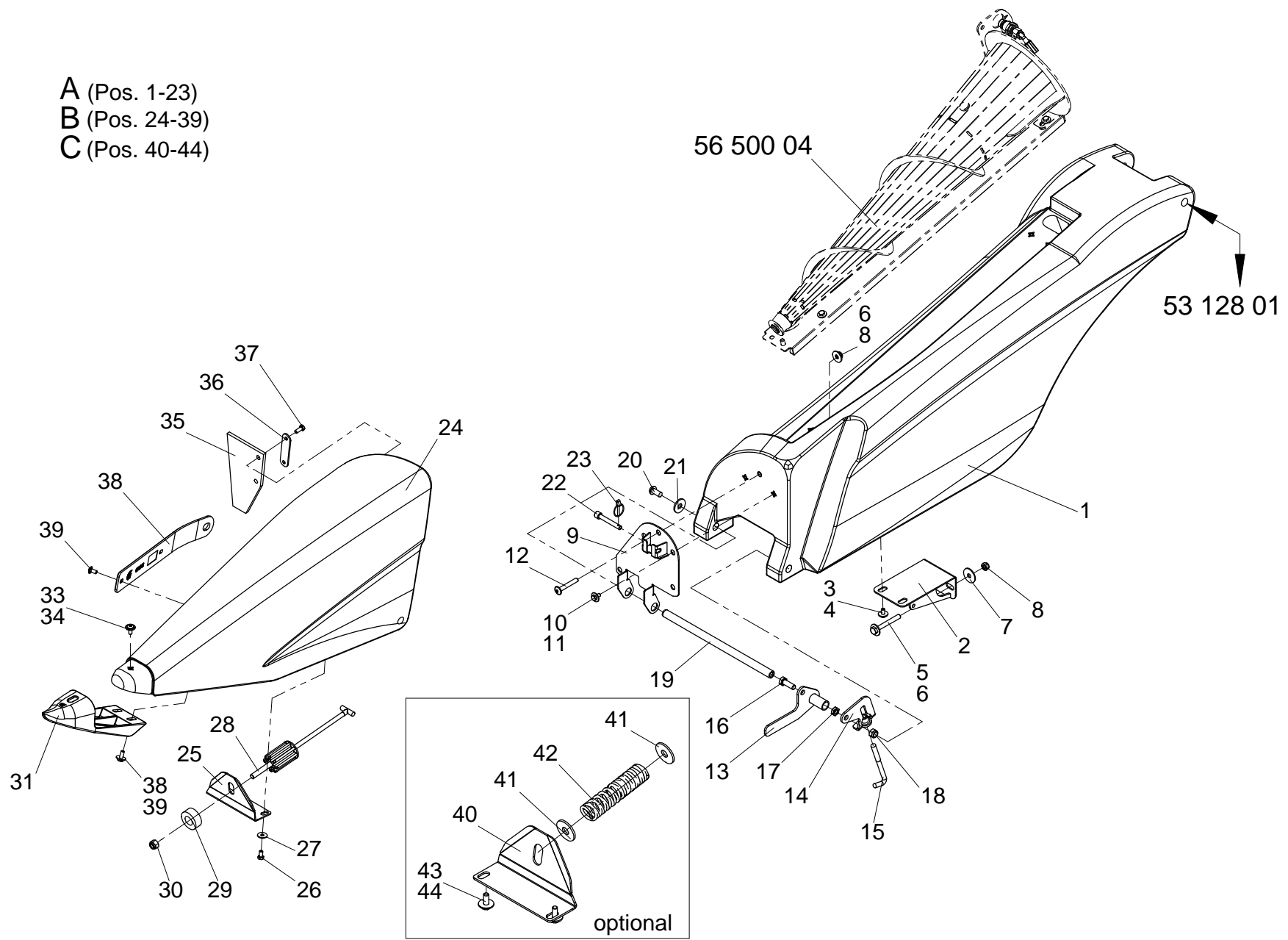
Pos.	Artikelnummer Article Number	Menge Quantity	Beschreibung	Description	Anmerkung Comment
B	5304127	1	Aussenspitze	Divider	"R; 24-39; signal-gelb  signal yellow"
B	5304129	1	Aussenspitze	Divider	"R; 24-39; silber-grau  silver-grey"
B	505747	1	Aussenspitze	Divider	"R; 24-39; blutorange  bloodorange"
C	504037	1	Anbausatz	Mounting kit	40-44
1	505710	1	Aussenhaube	Outer hood	"L; rot  red"
1	505712	1	Aussenhaube	Outer hood	"L; grün  green"
1	505716	1	Aussenhaube	Outer hood	"L; gold-gelb  gold-yellow"
1	505714	1	Aussenhaube	Outer hood	"L; signal-gelb  signal yellow"
1	505718	1	Aussenhaube	Outer hood	"L; silber-grau  silver-grey"
1	505752	1	Aussenhaube	Outer hood	"L; blutorange  bloodorange"
1	505875	1	Aussenhaube	Outer hood	"L; dunkelrot  dark-red"
1	5304744	1	Aussenhaube	Outer hood	"L; lichtgrau  light-grey"
1	505711	1	Aussenhaube	Outer hood	"R; rot  red"
1	505713	1	Aussenhaube	Outer hood	"R; grün  green"
1	505717	1	Aussenhaube	Outer hood	"R; gold-gelb  gold-yellow"
1	505715	1	Aussenhaube	Outer hood	"R; signal-gelb  signal yellow"
1	505719	1	Aussenhaube	Outer hood	"R; silber-grau  silver-grey"
1	505753	1	Aussenhaube	Outer hood	"R; blutorange  bloodorange"
1	505876	1	Aussenhaube	Outer hood	"R; dunkelrot  dark-red"
1	5304745	1	Aussenhaube	Outer hood	"R; lichtgrau  light-grey"
2	504234	1	Aufnahme	Support	L
2	504235	1	Aufnahme	Support	R
3	040548	2	Skt.-Schraube M8x16 - DIN 933	Bolt hex M8x16 - DIN 933	
4	040216	11	Scheibe A8.4 - DIN 9021, verz.	Washer A8.4 - DIN 9021, galv.	
5	042324	2	Skt.-Schraube M10x85 - DIN 931	Bolt hex M10x85 - DIN 931	

- A (Pos. 1-23)
- B (Pos. 24-39)
- C (Pos. 40-44)



Pos.	Artikelnummer Article Number	Menge Quantity	Beschreibung	Description	Anmerkung Comment
6	040217	8	Scheibe 10,5 - DIN 9021	Washer 10,5 - DIN 9021	
7	040376	4	Scheibe 11x39x3	Washer 11x39x3	
8	040009	8	Skt.-Mutter M10 - DIN 985	Hex nut M10 - DIN 985	
9	504231	1	Frontblech	Front plate	L
9	504232	1	Frontblech	Front plate	R
10	040548	2	Skt.-Schraube M8x16 - DIN 933	Bolt hex M8x16 - DIN 933	
11	040216	11	Scheibe A8.4 - DIN 9021, verz.	Washer A8.4 - DIN 9021, galv.	
12	040949	1	Linsen-Flanschkopfschraube M10x65 - 10.9	Bolt flange allen head M10x65 - 10.9	
13	507100	1	Verriegelungshebel	Locking lever	L
13	507101	1	Verriegelungshebel	Locking lever	R
14	504143	1	Aufnahme	Support	L
14	504144	1	Aufnahme	Support	R
15	504145	1	Verriegelungshaken	Locking hook	
16	040491	4	Skt.-Schraube M12x35 - DIN 933, verz.	Bolt hex M12x35 - DIN 933, galv.	
17	040066	1	Skt.-Mutter M12x1,5 - DIN 439 - 8.8, verz.	Hex Nut M12x1,5 - DIN 439 - 8.8, galv.	
18	040010	9	Skt.-Mutter M12 - DIN 985, verz.	Hex nut M12 - DIN 985, galv.	
19	504770	1	Verbindungsrohr	Connection tube	
20	040857	2	Linsenschraube M12x25 - ISO 7380 - 10.9 - DIN 7380	Bolt lens head M12x25 - ISO 7380 - 10.9 - DIN 7380	
21	040218	1	Scheibe A13 - DIN 9021, verz.	Washer A13 - DIN 9021, galv.	
22	503055	1	Sicherungsbolzen	Pin latching	
23	041392	1	Klappstecker 4x27 - DIN 11023	Locking pin 4x27 - DIN 11023	
24	505630	1	Aussenspitze	Divider	"L; rot  red"
24	505632	1	Aussenspitze	Divider	"L; grün  green"
24	505636	1	Aussenspitze	Divider	"L; gold-gelb  gold-yellow"
24	505634	1	Aussenspitze	Divider	"L; signal-gelb  signal yellow"

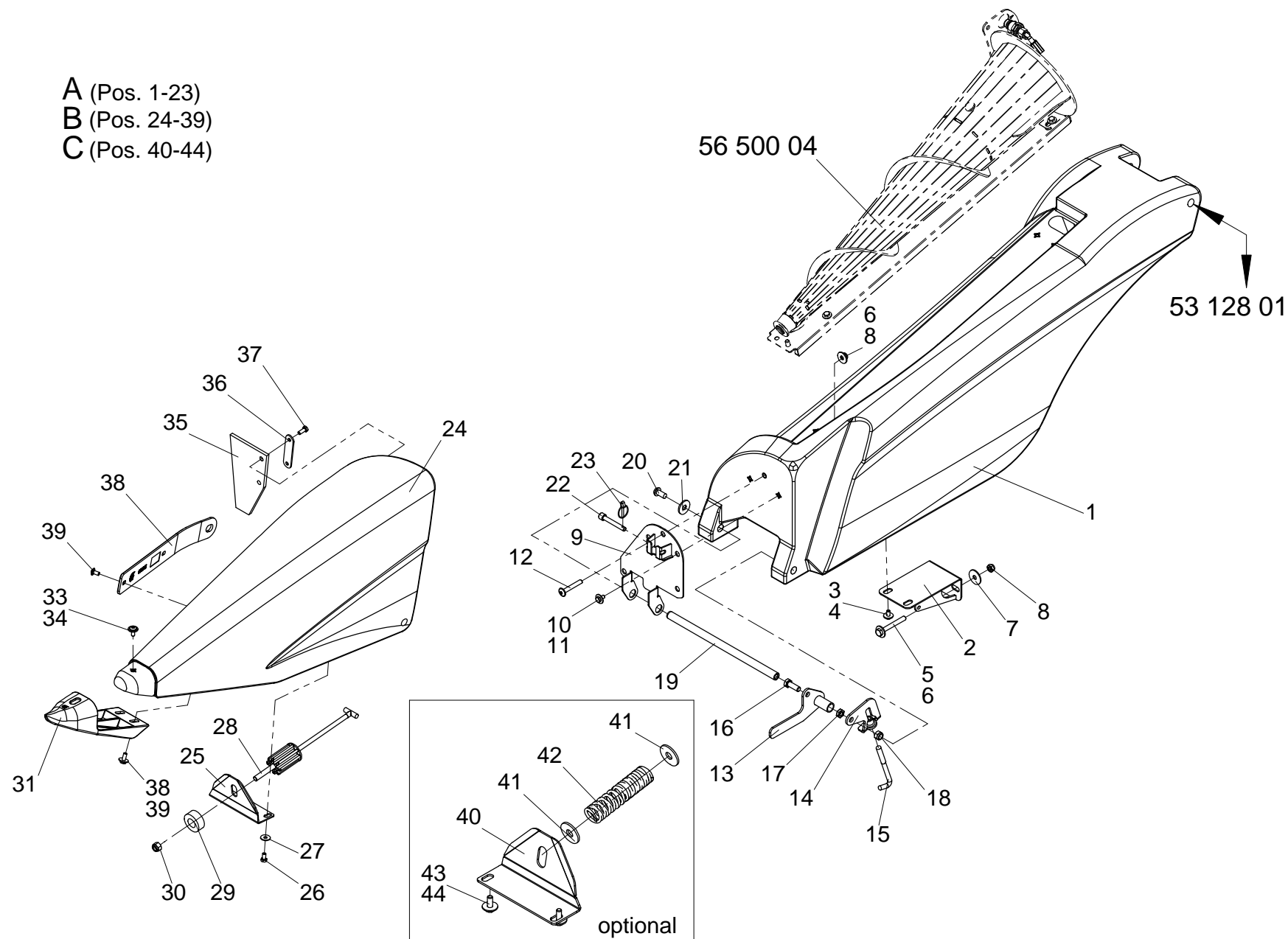
A (Pos. 1-23)  
 B (Pos. 24-39)  
 C (Pos. 40-44)



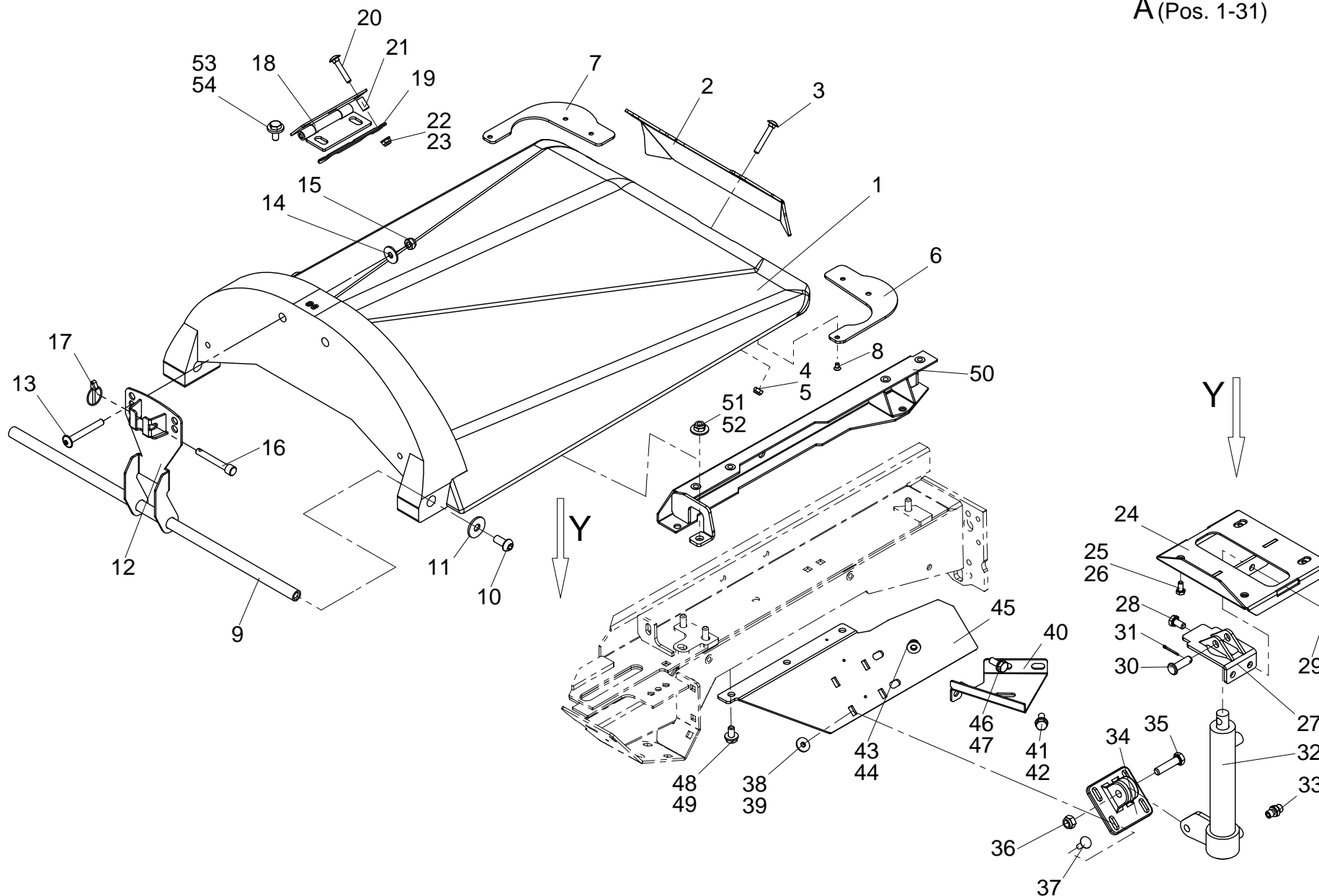


Pos.	Artikelnummer Article Number	Menge Quantity	Beschreibung	Description	Anmerkung Comment
24	505638	1	Aussenspitze	Divider	"L; silber-grau  silver-grey"
24	505748	1	Aussenspitze	Divider	"L; blutorange  bloodorange"
24	505631	1	Aussenspitze	Divider	"R; rot  red"
24	505633	1	Aussenspitze	Divider	"R; grün  green"
24	505637	1	Aussenspitze	Divider	"R; gold-gelb  gold-yellow"
24	505635	1	Aussenspitze	Divider	"R; signal-gelb  signal yellow"
24	505639	1	Aussenspitze	Divider	"R; silber-grau  silver-grey"
24	505749	1	Aussenspitze	Divider	"R; blutorange  bloodorange"
25	504023	1	Anschlagwinkel für Einstellstange	Stop bracket for adjust rod	
26	040548	2	Skt.-Schraube M8x16 - DIN 933	Bolt hex M8x16 - DIN 933	
27	040216	11	Scheibe A8.4 - DIN 9021, verz.	Washer A8.4 - DIN 9021, galv.	
28	503198	1	Einstellstange	Adjusting rod	
29	504026	1	Dämpferelement	Shock absorber	
30	503199	1	Federführung	Adjusting grip	
31	504033	1	Kunststoffschuh	Plastic shoe	gelb  yellow
31	504034	1	Kunststoffschuh	Plastic shoe	schwarz  black
32	040528	2	Skt.-Schraube M8x30 - DIN 933 - 8.8 , verz.	Bolt hex M8x30 - DIN 933 - 8.8, galv.	
33	040216	11	Scheibe A8.4 - DIN 9021, verz.	Washer A8.4 - DIN 9021, galv.	
34	040917	1	Linsenflanschkopfschr. M8x20 - ISO 7380-2, verz.	Bolt flange allen head M8x20 - ISO 7380-2, galv.	
35	504188	1	Kolbenfanggummi	Crop saving rubber	
36	504169	2	Klemmblech	Clamping plate	
37	040604	4	Skt.-Schraube M8x20 - DIN 933, verz.	Bolt hex M8x20 - DIN 933, galv.	
38	505645	1	Verschleissblech	Wear plate	
39	042488	4	M8x16 Torx - ISO 7380-2 - 10.9 - verz.	M8x16 Torx - ISO 7380-2 - 10.9 - galv	
40	504023	1	Anschlagwinkel für Einstellstange	Stop bracket for adjust rod	

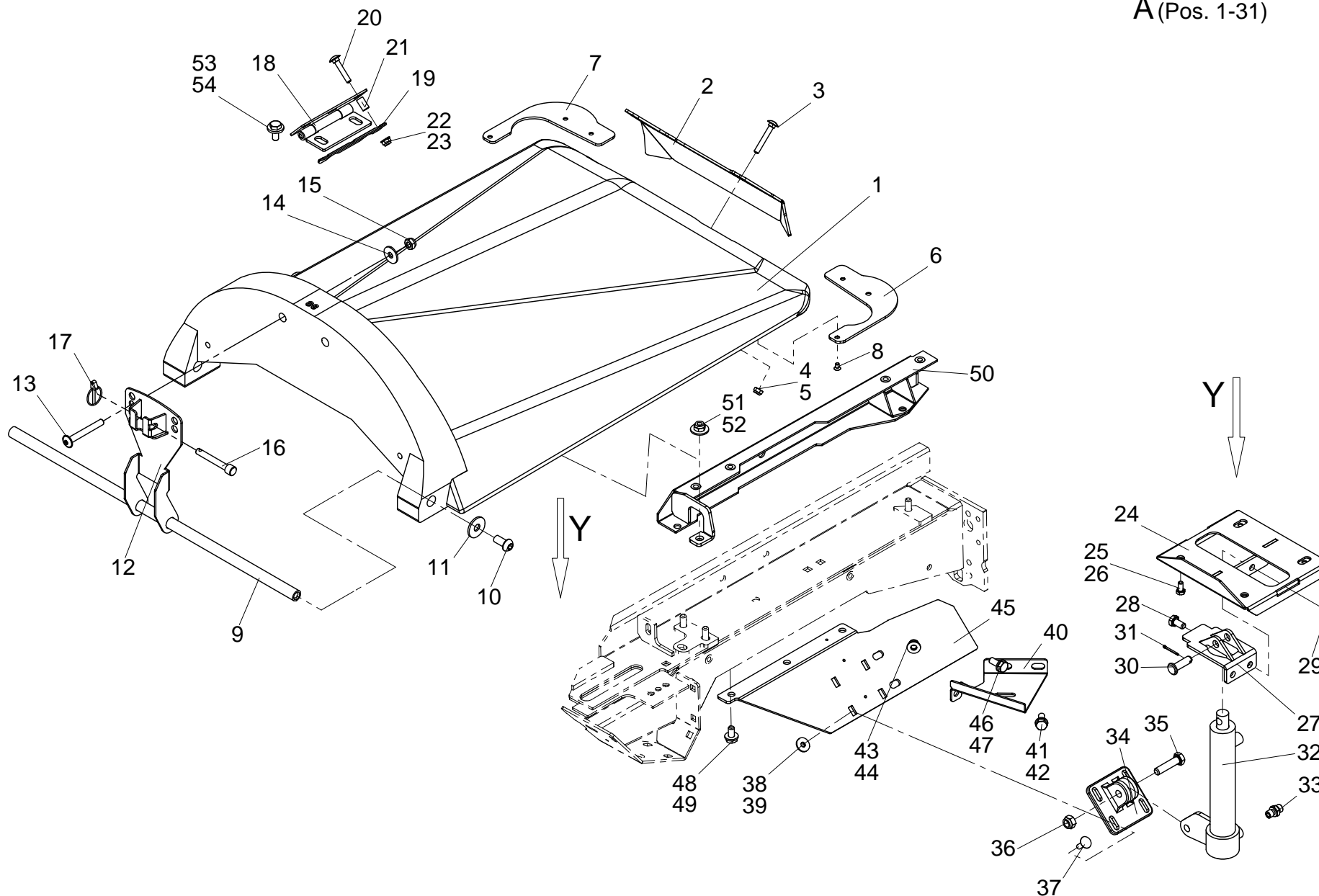
- A (Pos. 1-23)
- B (Pos. 24-39)
- C (Pos. 40-44)



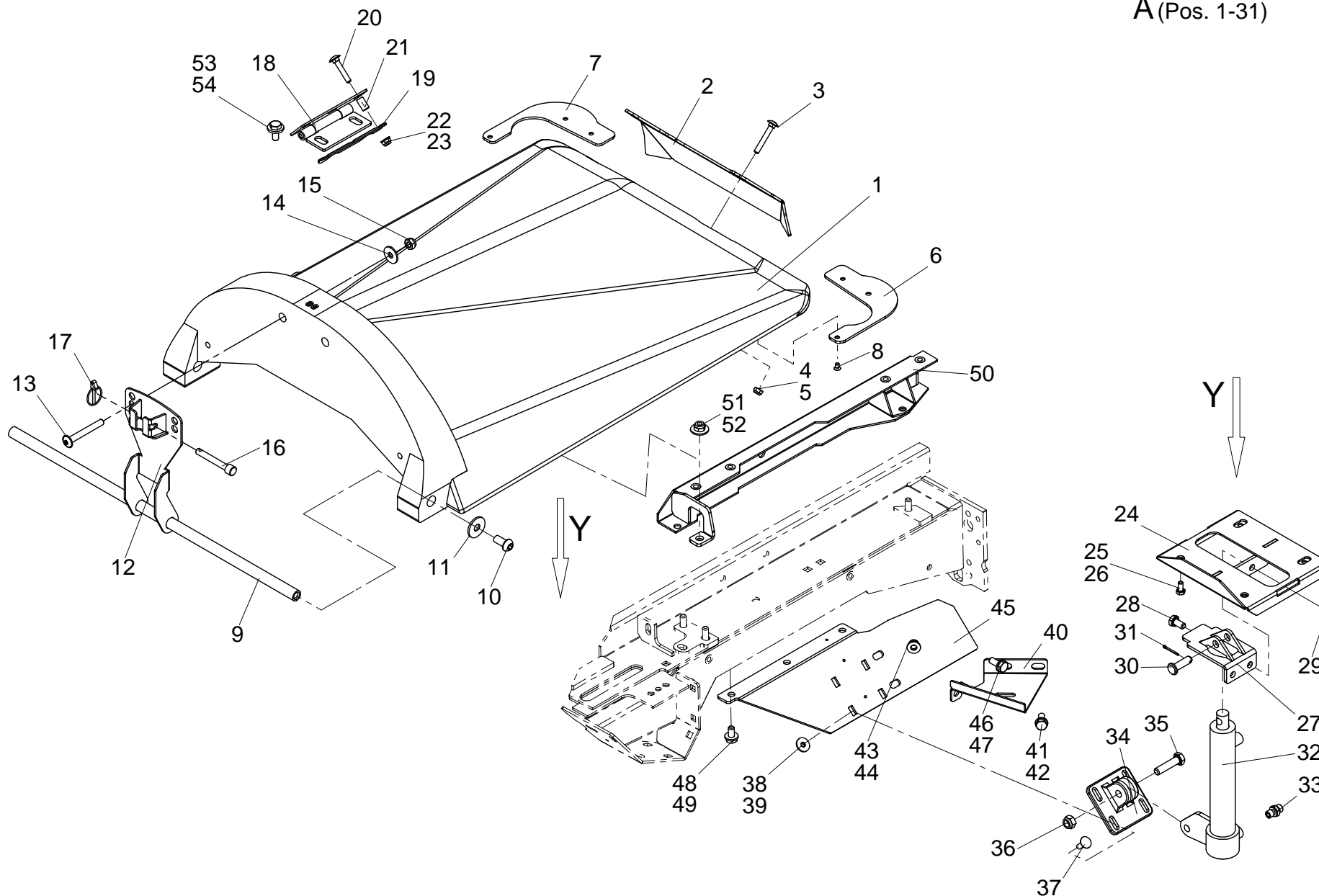
Pos.	Artikelnummer Article Number	Menge Quantity	Beschreibung	Description	Anmerkung Comment
41	040218	1	Scheibe A13 - DIN 9021, verz.	Washer A13 - DIN 9021, galv.	
42	041990	1	Druckfeder D-329 B-05 Gutekunst	Pressure spring D-329 B-05	
43	040604	4	Skt.-Schraube M8x20 - DIN 933, verz.	Bolt hex M8x20 - DIN 933, galv.	
44	040216	11	Scheibe A8.4 - DIN 9021, verz.	Washer A8.4 - DIN 9021, galv.	



Pos.	Artikelnummer Article Number	Menge Quantity	Beschreibung	Description	Anmerkung Comment
A	5504448	1	Klapphaube	Poly foldable hood	"L; 1-31; rot  red"
A	5504450	1	Klapphaube	Poly foldable hood	"L; 1-31; grün  green"
A	5504452	1	Klapphaube	Poly foldable hood	"L; 1-31; gold-gelb  gold-yellow"
A	5504456	1	Klapphaube	Poly foldable hood	"L; 1-31; signal-gelb  signal-yellow"
A	5504454	1	Klapphaube	Poly foldable hood	"L; 1-31; silber-grau  silver-grey"
A	5504458	1	Klapphaube	Poly foldable hood	"L; 1-31; blutorange  bloodorange"
A	5504449	1	Klapphaube	Poly foldable hood	"R; 1-31; rot  red"
A	5504451	1	Klapphaube	Poly foldable hood	"R; 1-31; grün  green"
A	5504453	1	Klapphaube	Poly foldable hood	"R; 1-31; gold-gelb  gold-yellow"
A	5504457	1	Klapphaube	Poly foldable hood	"R; 1-31; signal-gelb  signal-yellow"
A	5504455	1	Klapphaube	Poly foldable hood	"R; 1-31; silber-grau  silver-grey"
A	5504459	1	Klapphaube	Poly foldable hood	"R; 1-31; blutorange  bloodorange"
1	504612	1	Klapphaube	Poly foldable hood	"L; 1-32; rot  red"
1	504960	1	Klapphaube	Poly foldable hood	"L; 1-32; grün  green"
1	504978	1	Klapphaube	Poly foldable hood	"L; 1-32; gold-gelb  gold-yellow"
1	507056	1	Klapphaube	Poly foldable hood	"L; 1-32; signal-gelb  signal-yellow"
1	504064	1	Klapphaube	Poly foldable hood	"L; 1-32; silber-grau  silver-grey"
1	505760	1	Klapphaube	Poly foldable hood	"L; 1-32; blutorange  bloodorange"
1	504613	1	Klapphaube	Poly foldable hood	"R; 1-32; rot  red"
1	504963	1	Klapphaube	Poly foldable hood	"R; 1-32; grün  green"
1	504981	1	Klapphaube	Poly foldable hood	"R; 1-32; gold-gelb  gold-yellow"
1	507057	1	Klapphaube	Poly foldable hood	"R; 1-32; signal-gelb  signal-yellow"
1	504065	1	Klapphaube	Poly foldable hood	"R; 1-32; silber-grau  silver-grey"
1	505761	1	Klapphaube	Poly foldable hood	"R; 1-32; blutorange  bloodorange"
2	5304543	1	Haubenaufnahme	Closing plate	

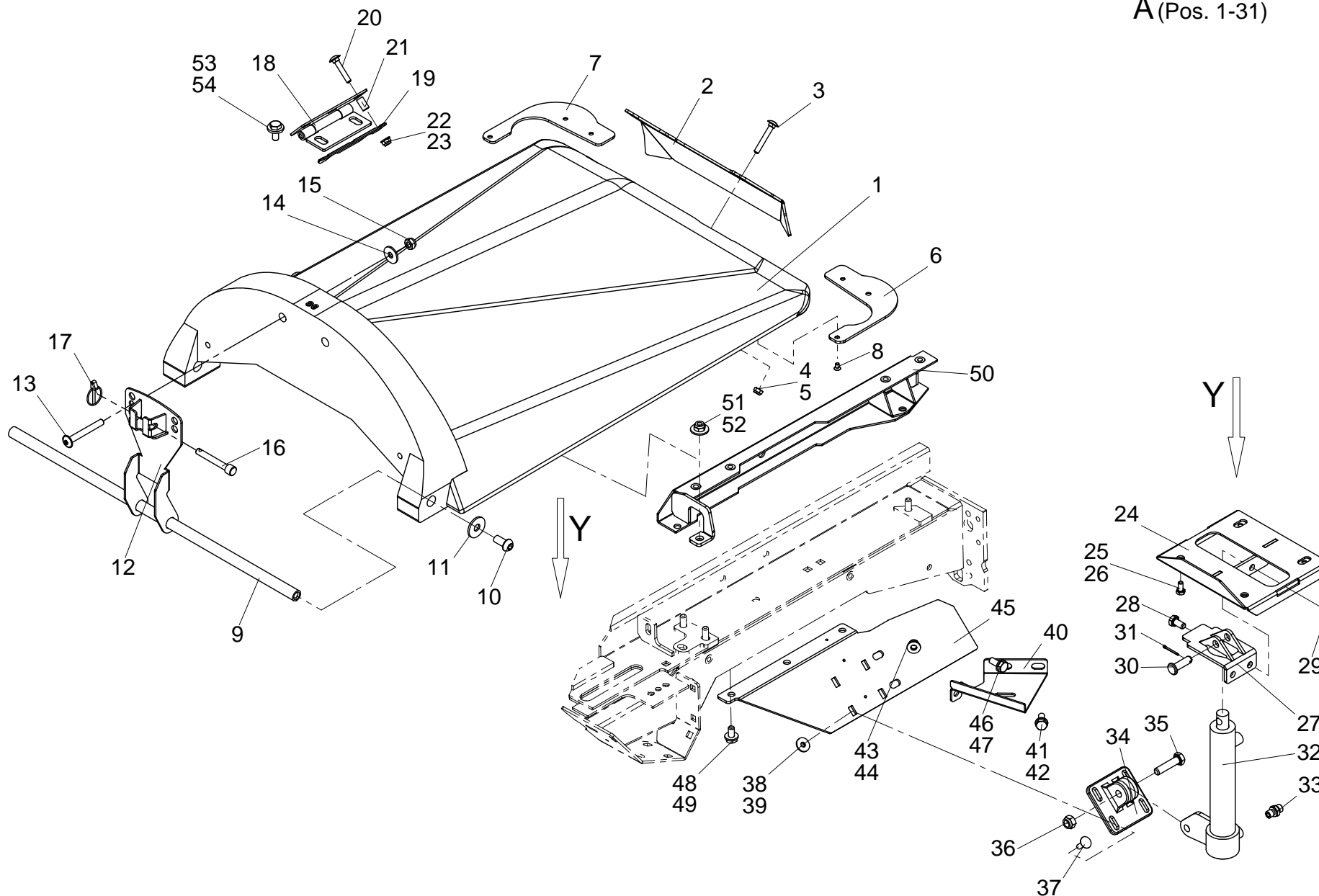


Pos.	Artikelnummer Article Number	Menge Quantity	Beschreibung	Description	Anmerkung Comment
3	040621	3	Flachrundschraube M8x55 - DIN 603 verz.	Bolt carriage M8x55 - DIN 603 galv.	
4	040216	11	Scheibe A8.4 - DIN 9021, verz.	Washer A8.4 - DIN 9021, galv.	
5	040008	2	Skt.-Mutter M8 - DIN 985	Hex nut M8 - DIN 985	
6	504152	1	Kettenabdeckung	Chain cover	L
7	504153	1	Kettenabdeckung	Chain cover	R
8	042386	6	Senkschraube M6x10 - ISO 14581 - Torx-mvk	Bolt countersunk M6x10 - ISO 14581 - Torx-mvk	
9	504024	1	Verbindungsrohr	Rod connecting	
10	040857	2	Linsenschraube M12x25 - ISO 7380 - 10.9 - DIN 7380	Bolt lens head M12x25 - ISO 7380 - 10.9 - DIN 7380	
11	040218	1	Scheibe A13 - DIN 9021, verz.	Washer A13 - DIN 9021, galv.	
12	504167	1	Frontblech geschw.	Front plate weld.	
13	040943	2	Linsen-Flanschkopfschr. M10x80	Bolt flange allen head M10x80	
14	040217	8	Scheibe 10,5 - DIN 9021	Washer 10,5 - DIN 9021	
15	040009	8	Skt.-Mutter M10 - DIN 985	Hex nut M10 - DIN 985	
16	503055	1	Sicherungsbolzen	Pin latching	
17	041392	1	Klappstecker 4x27 - DIN 11023	Locking pin 4x27 - DIN 11023	
18	504630	2	Scharnier kpl.	Hinge cpl.	
19	504624	2	Stützblech an Klapphaube	Support plate on foldable bonnet	
20	040615	6	DIN603-M8x45-8.8-A3C	DIN603-M8x45-8.8-A3C	
21	504638	6	Verstärkungshülse Ø12x1.5x20	Reinforcing sleeve Ø12x1.5x20	
22	040201	6	Scheibe A8.4 - DIN 125, verz.	Washer A8.4 - DIN 125, galv.	
23	040008	2	Skt.-Mutter M8 - DIN 985	Hex nut M8 - DIN 985	
24	504640	1	Träger Klapphaube geschw.	Support foldable bonnet weld.	
25	040548	2	Skt.-Schraube M8x16 - DIN 933	Bolt hex M8x16 - DIN 933	
26	040216	11	Scheibe A8.4 - DIN 9021, verz.	Washer A8.4 - DIN 9021, galv.	
27	504655	1	Zylinderaufnahme geschw.	Cylinder receptacle weld.	

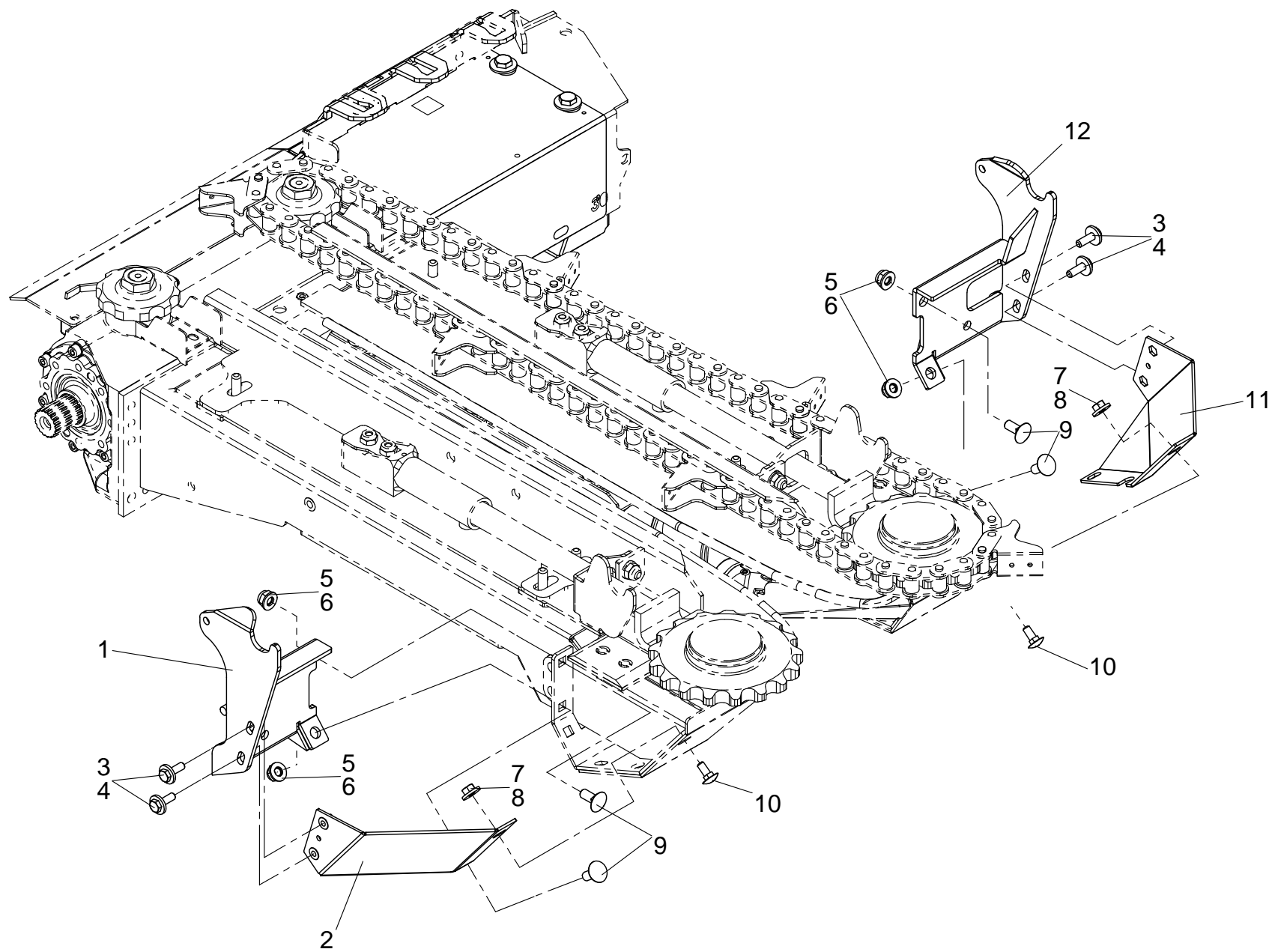




Pos.	Artikelnummer Article Number	Menge Quantity	Beschreibung	Description	Anmerkung Comment
28	040472	1	Skt.-Schraube M10x20 - DIN 933, verz.	Bolt hex M10x20 - DIN 933, galv.	
29	040009	8	Skt.-Mutter M10 - DIN 985	Hex nut M10 - DIN 985	
30	041310	1	Bolzen BØ12h11x40x34,5 - DIN 1444 verz.	Bolt BØ12h11x40x34,5 - DIN 1444 galv.	
31	041311	1	Splint Ø3,2x25 - DIN 94 verz.	Split pin Ø3,2x25 - DIN 94 galv.	
32	506204	1	Zylinder	Cylinder	L
32	506205	1	Zylinder	Cylinder	R
33	026067	2	Gerade Einschraubverschraubung GE 8-PLM	Straight screw fitting GE 8-PLM	
34	503240	1	Einstellplatte f. Zylinderaufnahme	Mounting plate	
35	040466	1	Skt.-Schraube M12x50 - DIN 933	Bolt hex M12x50 - DIN 933 galv.	
36	040010	9	Skt.-Mutter M12 - DIN 985, verz.	Hex nut M12 - DIN 985, galv.	
37	040413	4	Flachr.-Schraub M8x25 - DIN 603, verz.	Bolt carriage M8x25 - DIN 603, galv.	
38	040216	11	Scheibe A8.4 - DIN 9021, verz.	Washer A8.4 - DIN 9021, galv.	
39	040008	2	Skt.-Mutter M8 - DIN 985	Hex nut M8 - DIN 985	
40	503245	1	Verstärkung Klappzylinderaufnahme	Reinforcing for cylinder receptacle	L
40	503246	1	Verstärkung Klappzylinderaufnahme	Reinforcing for cylinder receptacle	R
41	040418	6	Skt.-Schraube M10x25 - DIN 933, verz.	Bolt hex M10x25 - DIN 933, galv.	
42	040202	12	Scheibe A10,5 - DIN 125, verz.	Washer A10,5 - DIN 125, galv.	
43	040231	8	Contact-Scheibe Form M - DIN 1524	Washer contact from M - DIN 1524	
44	040009	8	Skt.-Mutter M10 - DIN 985	Hex nut M10 - DIN 985	
45	503230	1	Trägerplatte	Support plate	L
45	503234	1	Trägerplatte	Support plate	R
46	040418	6	Skt.-Schraube M10x25 - DIN 933, verz.	Bolt hex M10x25 - DIN 933, galv.	
47	040202	12	Scheibe A10,5 - DIN 125, verz.	Washer A10,5 - DIN 125, galv.	
48	040472	1	Skt.-Schraube M10x20 - DIN 933, verz.	Bolt hex M10x20 - DIN 933, galv.	
49	040231	8	Contact-Scheibe Form M - DIN 1524	Washer contact from M - DIN 1524	



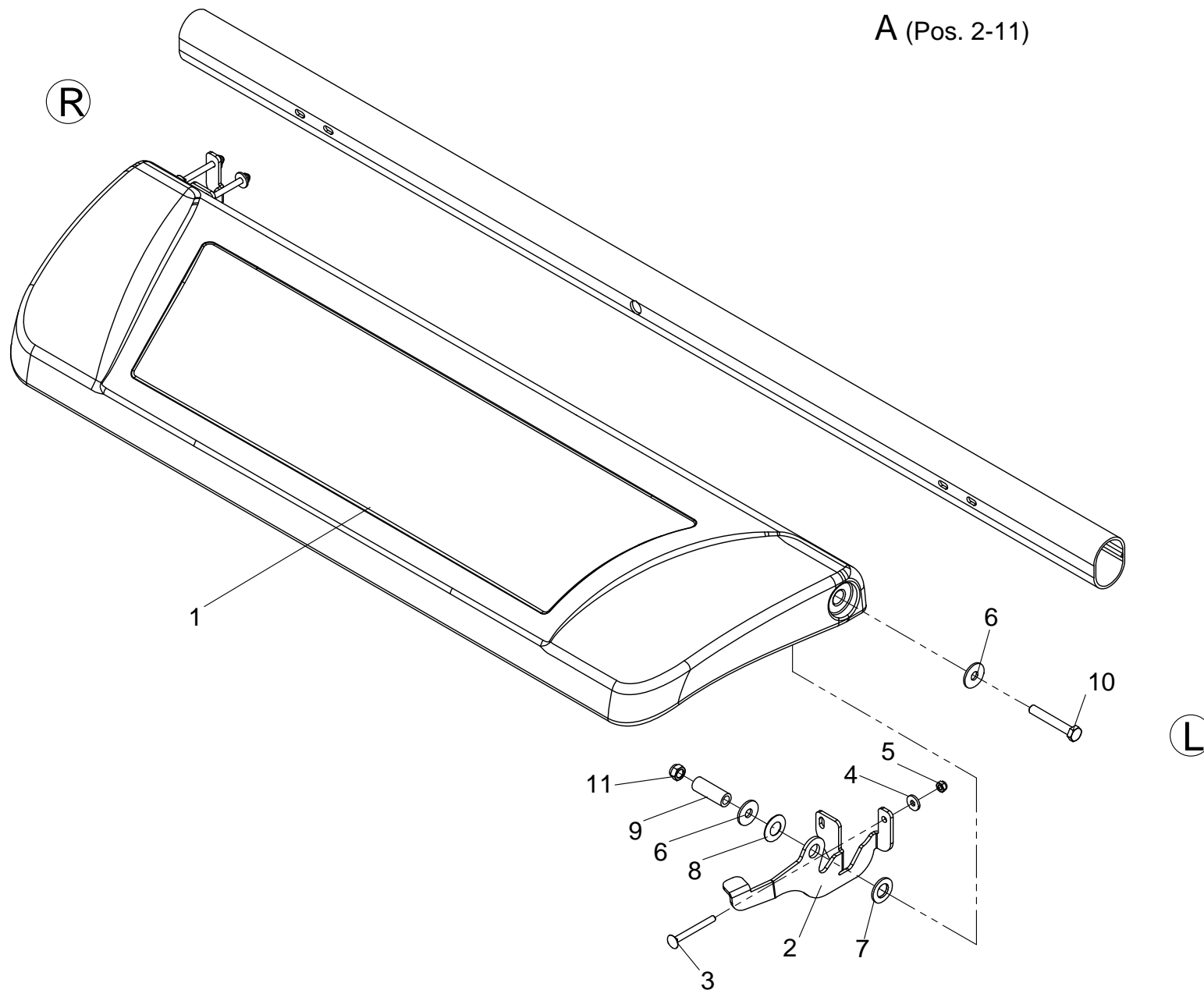
Pos.	Artikelnummer Article Number	Menge Quantity	Beschreibung	Description	Anmerkung Comment
50	501348	1	Anschraubwinkel	Angle	L
50	501349	1	Anschraubwinkel	Angle	R
51	040217	8	Scheibe 10,5 - DIN 9021	Washer 10,5 - DIN 9021	
52	040009	8	Skt.-Mutter M10 - DIN 985	Hex nut M10 - DIN 985	
53	040418	6	Skt.-Schraube M10x25 - DIN 933, verz.	Bolt hex M10x25 - DIN 933, galv.	
54	040231	8	Contact-Scheibe Form M - DIN 1524	Washer contact from M - DIN 1524	



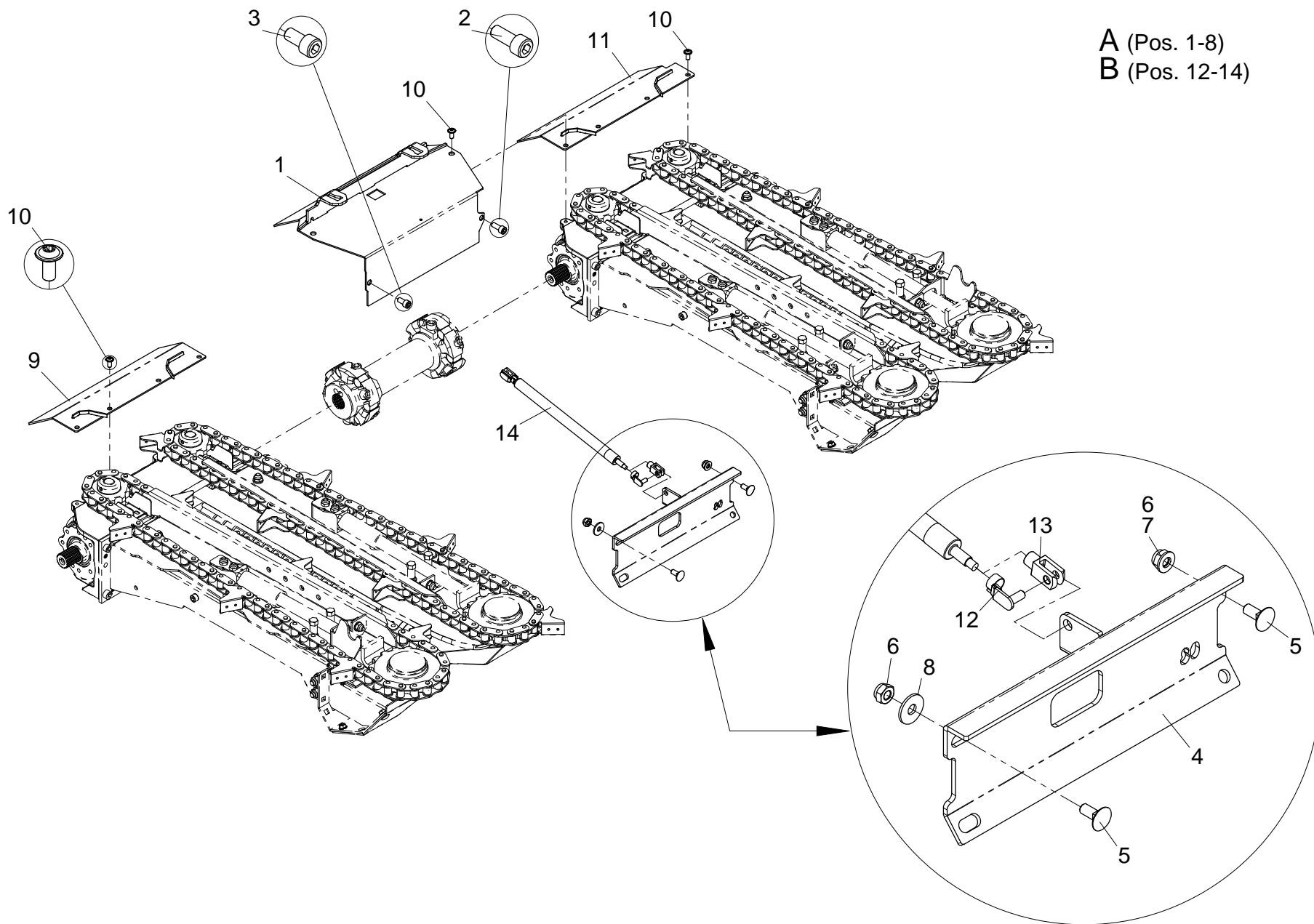
A (Pos. 1-12)

Pos.	Artikelnummer Article Number	Menge Quantity	Beschreibung	Description	Anmerkung Comment
A	5305272	1	Aufnahme	Attachment	1-12
1	501803	1	Aufnahme	Attachment	R
2	502833	1	Verschlussblech	Cover plate	R
3	040448	1	Skt.-Schraube M8x25 - DIN 933	Bolt hex M8x25 - DIN 933	
4	040168	4	Contact-Scheibe Form B - DIN 1524, verz.	Washer contact form B - DIN 1524, galv.	
5	040009	8	Skt.-Mutter M10 - DIN 985	Hex nut M10 - DIN 985	
6	040202	12	Scheibe A10,5 - DIN 125, verz.	Washer A10,5 - DIN 125, galv.	
7	040014	2	Skt.-Mutter M8 - DIN 934, verz.	Hex nut M8 - DIN 934, galv.	
8	040168	4	Contact-Scheibe Form B - DIN 1524, verz.	Washer contact form B - DIN 1524, galv.	
9	040499	8	Flachr.-Schr. M10x25 - DIN 603	Bolt carriage M10x25 - DIN 603	
10	040437	2	Flachr.-Schraube M8x20 - DIN 603	Bolt carriage M8x20 - DIN 603	
11	502832	1	Verschlussblech	Cover plate	L
12	501802	1	Aufnahme	Attachment	L

A (Pos. 2-11)



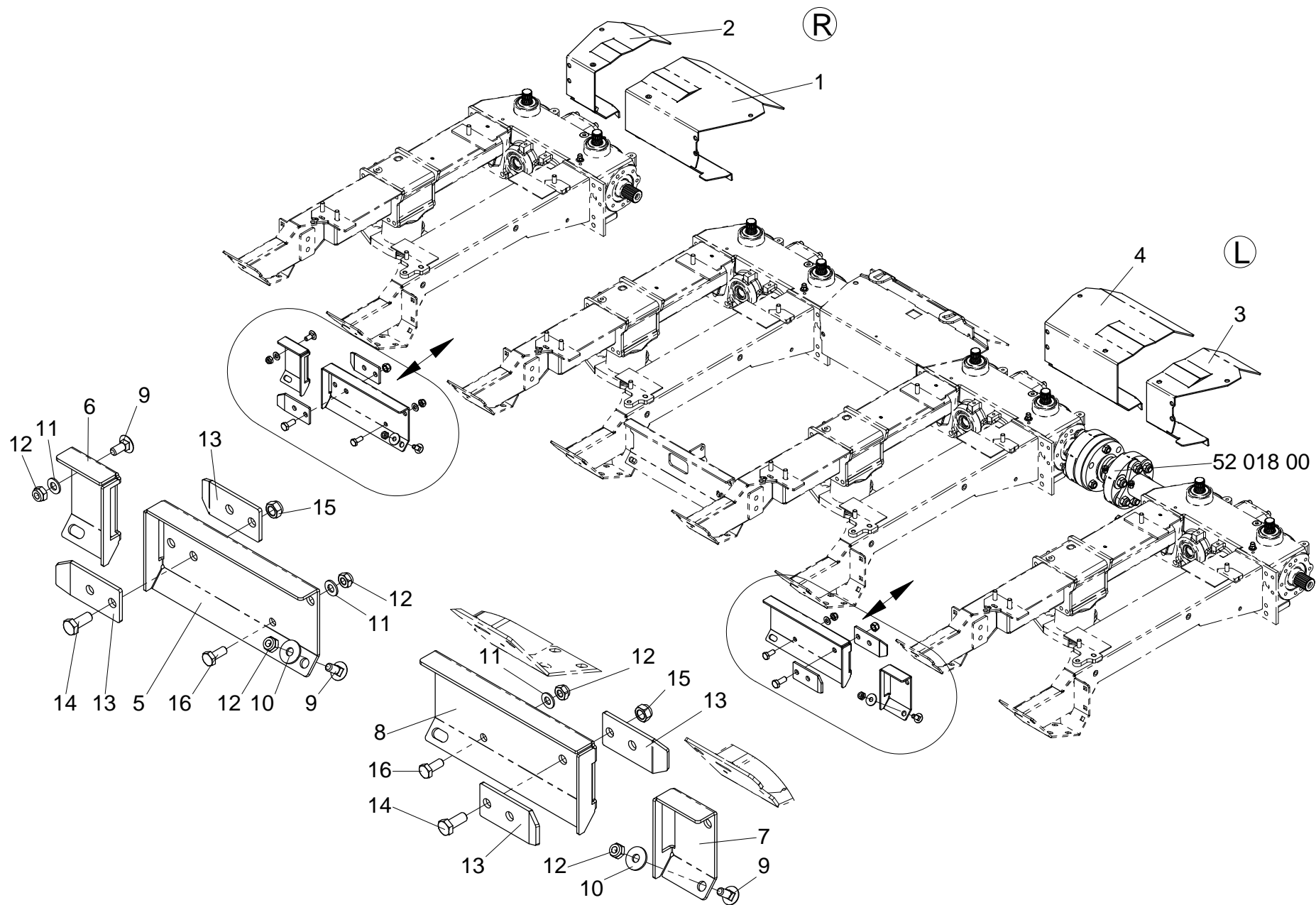
Pos.	Artikelnummer Article Number	Menge Quantity	Beschreibung	Description	Anmerkung Comment
A	5304011	1	Schneckenabdeckung	Cover auger	2-11
1	505720	1	Schneckenabdeckung	Cover auger	rot  red
1	505721	1	Schneckenabdeckung	Cover auger	grün  green
1	505722	1	Schneckenabdeckung	Cover auger	signalgelb  signal yellow
1	505723	1	Schneckenabdeckung	Cover auger	goldgelb  gold yellow
1	505724	1	Schneckenabdeckung	Cover auger	silbergrau  silver grey
1	505725	1	Schneckenabdeckung	Cover auger	blutorange  bloodorange
2	5304018	1	Halter links	Bracket Mounting	L
2	5304019	1	Halter rechts	Bracket Mounting	R
3	040669	4	DIN603-M8x80-8.8-A3C	Bolt Carriage DIN603-M8x80-8.8-A3C	
4	040168	4	Contact-Scheibe Form B - DIN 1524, verz.	Washer contact form B - DIN 1524, galv.	
5	040008	2	Skt.-Mutter M8 - DIN 985	Hex nut M8 - DIN 985	
6	040218	1	Scheibe A13 - DIN 9021, verz.	Washer A13 - DIN 9021, galv.	
7	040250	2	A21 - DIN 125 verz.	Washer A21 - DIN 125 galv.	
8	042143	2	Tellerfeder B40x20,4x1 - DIN 2093	Disc spring B40x20,4x1 - DIN 2093	
9	5304017	2	Hülse	sleeve	
10	040696	2	M12x80 - DIN 931 - verz.	Bolt Hex M12x80 - DIN 931 - galv.	
11	040010	9	Skt.-Mutter M12 - DIN 985, verz.	Hex nut M12 - DIN 985, galv.	



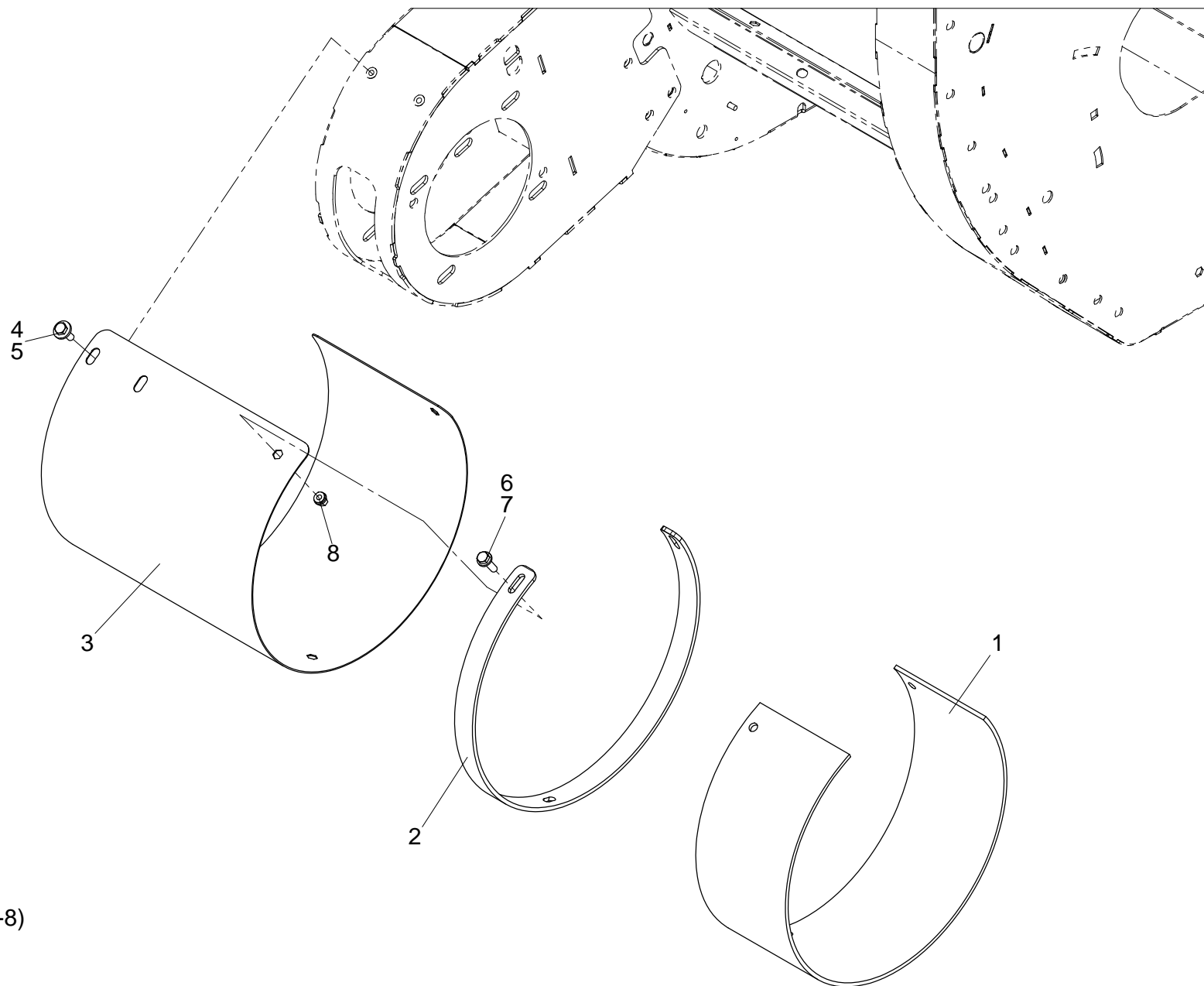
A (Pos. 1-8)  
B (Pos. 12-14)



Pos.	Artikelnummer Article Number	Menge Quantity	Beschreibung	Description	Anmerkung Comment
A	5305928	1	Montagesatz	Mounting kit	1-8
B	041308	1	Gasdruckzylinder	Gas pressure cylinder	12-14
1	5305482	1	Haubenaufnahme	Hood support	
2	040545	1	Zylinderschraube M10x25 - DIN 912	Cylindrical head bolt M10x25 - DIN 912	
3	040756	6	Zyl.-Schraube M10x20 - DIN 912	Cylindrical head bolt M10x20 - DIN 912	
4	501642	1	Reihenabstützung	Brace row unit	
5	040499	8	Flachr.-Schr. M10x25 - DIN 603	Bolt carriage M10x25 - DIN 603	
6	040009	8	Skt.-Mutter M10 - DIN 985	Hex nut M10 - DIN 985	
7	040202	12	Scheibe A10,5 - DIN 125, verz.	Washer A10,5 - DIN 125, galv.	
8	040217	8	Scheibe 10,5 - DIN 9021	Washer 10,5 - DIN 9021	
9	5501162	1	Übergangsblech	Cover plate	
10	044072	10	Linsenflanschkopfschr. M8x18 - ISO 7380-2	Bolt flange allen head M8x18 - ISO 7380-2	
11	5501164	1	Übergangsblech	Cover plate	
12	042973	1	Federklappbolzen 8x16	Bolt 8x16	
13	023731	1	Gabelkopf 8x16 - DIN 71752 / DIN ISO 8140	Swivel yoke 8x16 - DIN 71752 / DIN ISO 8140	
14	041308	1	Gasdruckzylinder	Gas pressure cylinder	

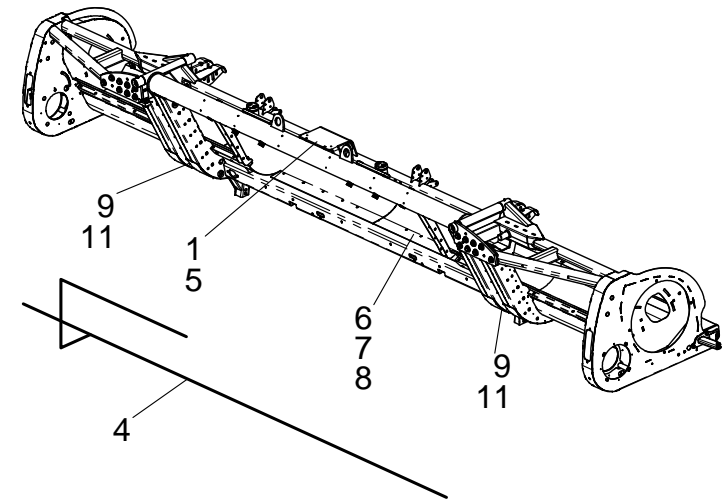
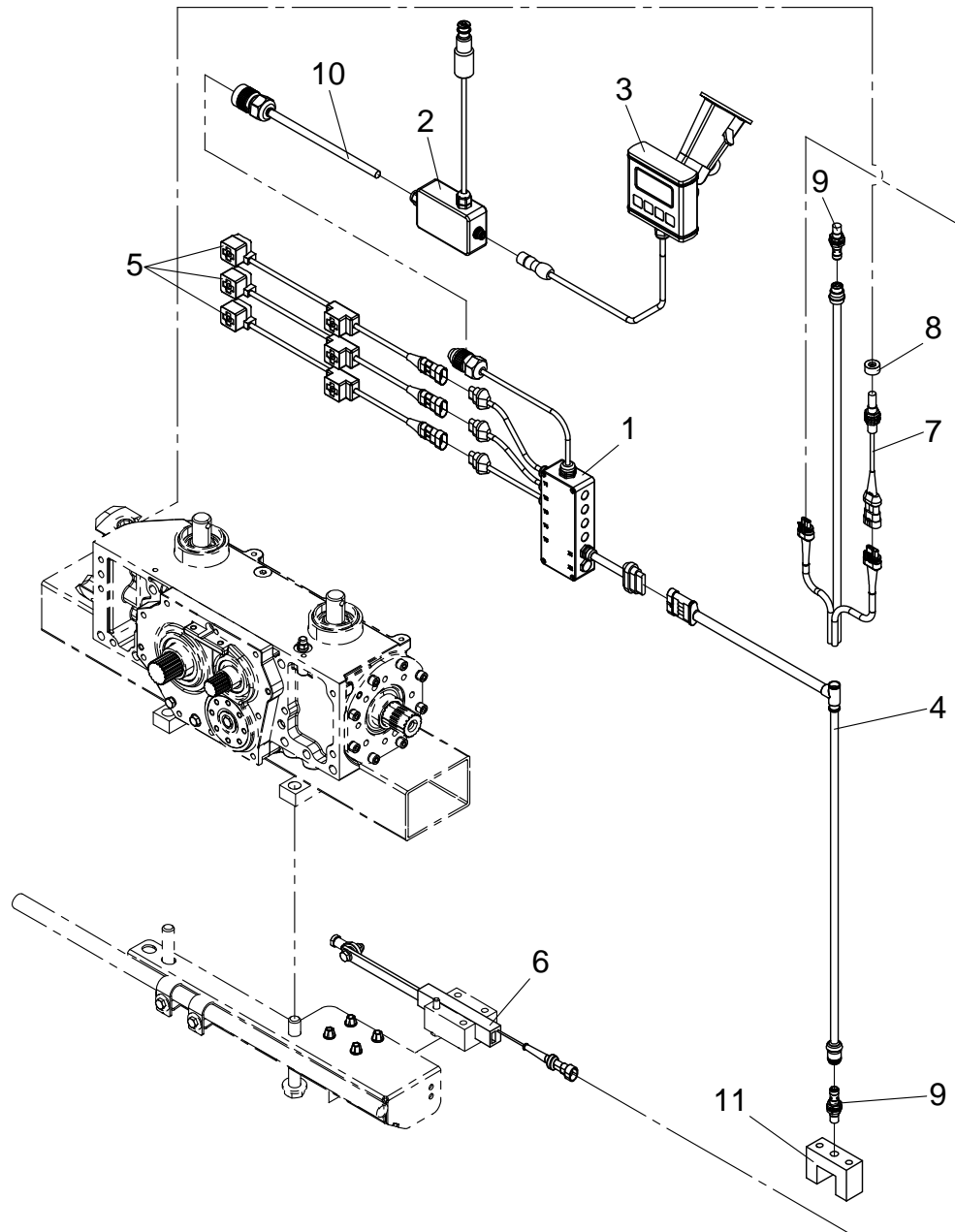


Pos.	Artikelnummer Article Number	Menge Quantity	Beschreibung	Description	Anmerkung Comment
1	5308096	1	Klappkupplungsabdeckung	folding clutch cover	
2	5308081	1	Klappkupplungsabdeckung	Cover coupler	
3	5308080	1	Klappkupplungsabdeckung	Cover coupler	
4	5308097	1	Klappkupplungsabdeckung	folding clutch cover	
5	501437	1	Halter für Zentrierspitze	bracket for centering tip	
6	501313	1	Halter für Zentrierspitze	bracket for centering tip	
7	501314	1	Halter für Zentrierspitze	bracket for centering tip	
8	501438	1	Halter für Zentrierspitze	bracket for centering tip	
9	040499	8	Flachr.-Schr. M10x25 - DIN 603	Bolt carriage M10x25 - DIN 603	
10	040217	8	Scheibe 10,5 - DIN 9021	Washer 10,5 - DIN 9021	
11	040202	12	Scheibe A10,5 - DIN 125, verz.	Washer A10,5 - DIN 125, galv.	
12	040009	8	Skt.-Mutter M10 - DIN 985	Hex nut M10 - DIN 985	
13	012059	4	Zentrierspitze	Centering tip	
14	040496	8	Skt.-Schraube M12x30 - DIN 933	Bolt hex M12x30 - DIN 933	
15	040010	9	Skt.-Mutter M12 - DIN 985, verz.	Hex nut M12 - DIN 985, galv.	
16	040418	6	Skt.-Schraube M10x25 - DIN 933, verz.	Bolt hex M10x25 - DIN 933, galv.	



A (Pos. 1-8)

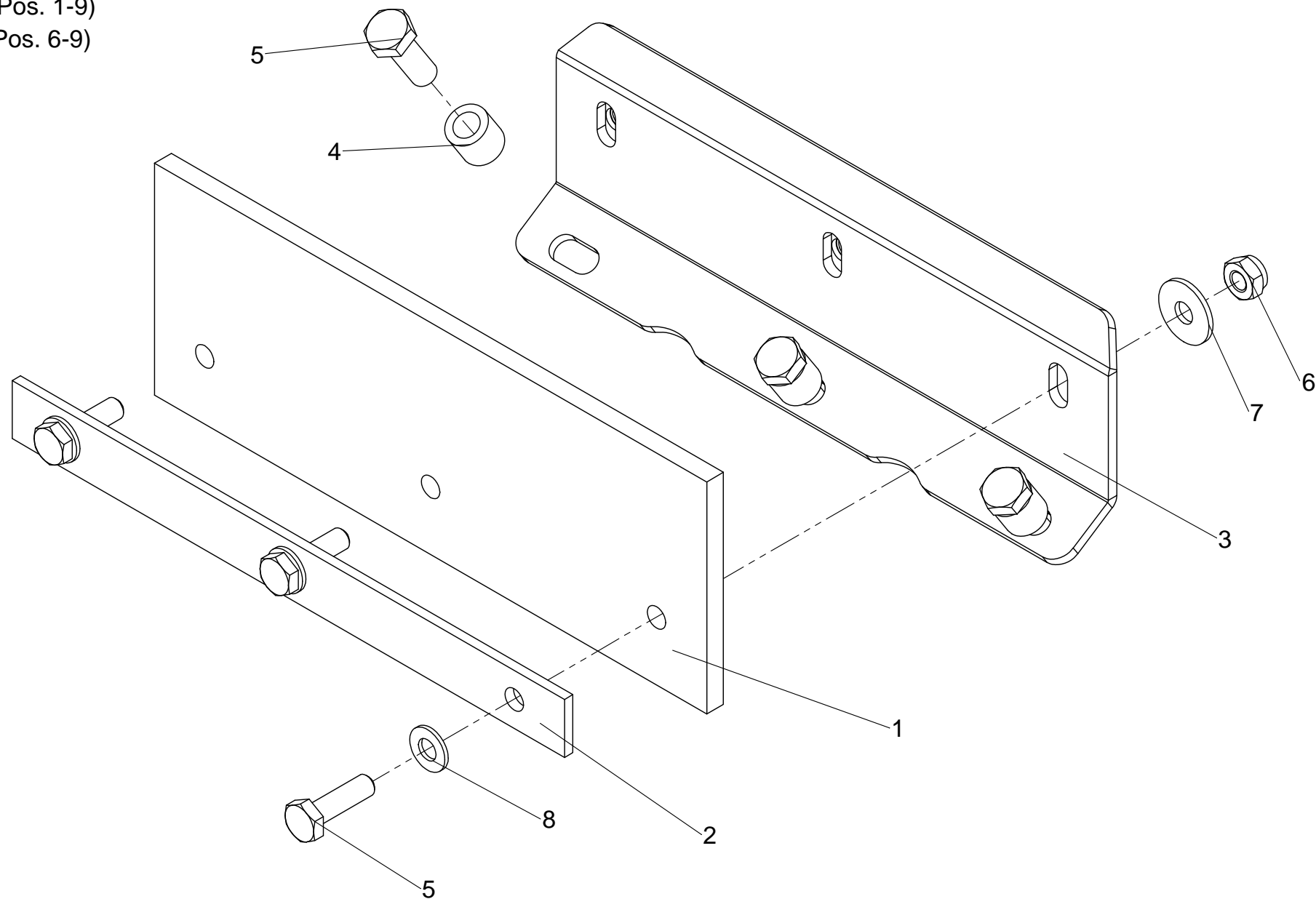
Pos.	Artikelnummer Article Number	Menge Quantity	Beschreibung	Description	Anmerkung Comment
A	510836	1	Schutz	Protection	"R; 1-8"
A	510835	1	Schutz	Protection	"L; 1-8"
1	510823	1	Schutz	Protection	R
1	510822	1	Schutz	Protection	L
2	510831	1	Abdeckgummi	Cover rubber	
3	510821	1	Stützblech für Lagerhalterschutz	Shield drive shaft	
4	040448	1	Skt.-Schraube M8x25 - DIN 933	Bolt hex M8x25 - DIN 933	
5	04168	8	Contact-Scheibe Form B - DIN 1524	Washer contact form B - DIN 1524	
6	040528	2	Skt.-Schraube M8x30 - DIN 933 - 8.8 , verz.	Bolt hex M8x30 - DIN 933 - 8.8, galv.	
7	040159	1	Contact-Scheibe Form M - DIN 1524	Washer contact form M - DIN 1524	
8	040083	2	Nietmutter M8	Rivet nut M8	



A (Pos. 1-11)

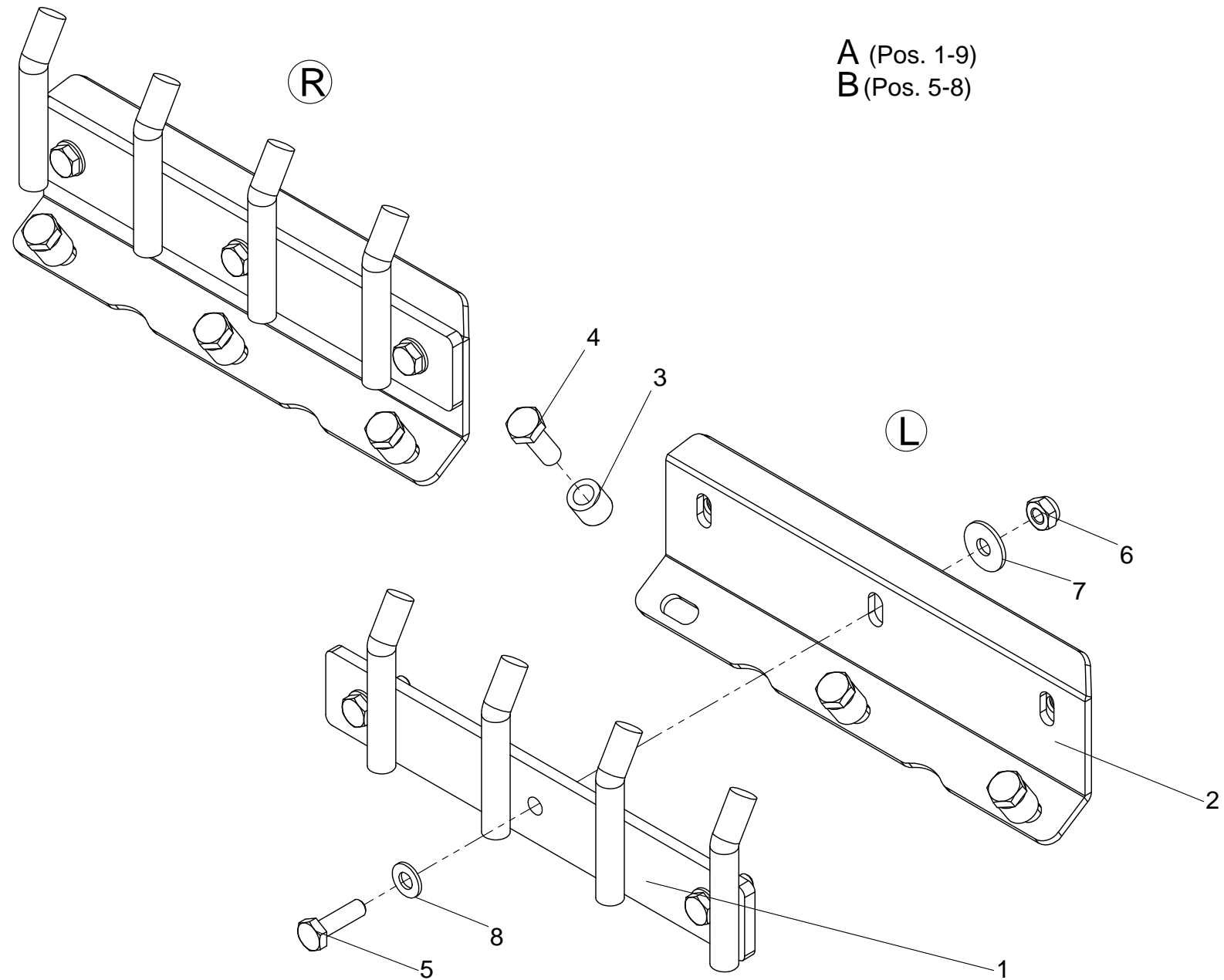
Pos.	Artikelnummer Article Number	Menge Quantity	Beschreibung	Description	Anmerkung Comment
A	028901	1	Elektroniksat	Electronic kit	1-11
1	028916	1	Jobrechner Pflücksteuerung	Controller for cutting control	
2	028905	1	Verteilerdose	Distribution box	
3	028833	1	Terminal comfort	Terminal comfort	
4	028838	1	Kabel x1	Cable x1	
5	028915	1	Ventilstecker 2-Fach	Outlet plug 2-times	
6	028682	1	PPV-Sensor	Deck plate sensor	
7	524160	1	Magnet D20x10	Magnet D20x10	
8	028598	4	Drehzahlsensor mit Kabel	Rotation sensor with cable	
9	028705	4	Sensor	Sensor	
10	028904	5	Anschlusskabel	Connection cable	
11	5302001	4	Sensoraufnahme	Sensor bracket	

**A** (Pos. 1-9)  
**B** (Pos. 6-9)





Pos.	Artikelnummer Article Number	Menge Quantity	Beschreibung	Description	Anmerkung Comment
A	313605	1	Gummipaddel	Rubber paddle	1-9
1	510582	1	Gummi	Rubber	
2	510583	4	Flacheisen	Flat iron	
3	313508	4	Winkel	Angle	
4	512261	12	Klemmhülse	Clamping sleeve	
5	042295	12	Skt.-Schraube M12x35 - DIN 933	Bolt hex M12x35 - DIN 933	
B	041622	3	Schraubensatz	Screw set	6-9
6	040507	12	Skt.-Schraube M10x35 - DIN 933	Bolt hex M10x35 - DIN 933	
7	040009	8	Skt.-Mutter M10 - DIN 985	Hex nut M10 - DIN 985	
8	040217	8	Scheibe 10,5 - DIN 9021	Washer 10,5 - DIN 9021	

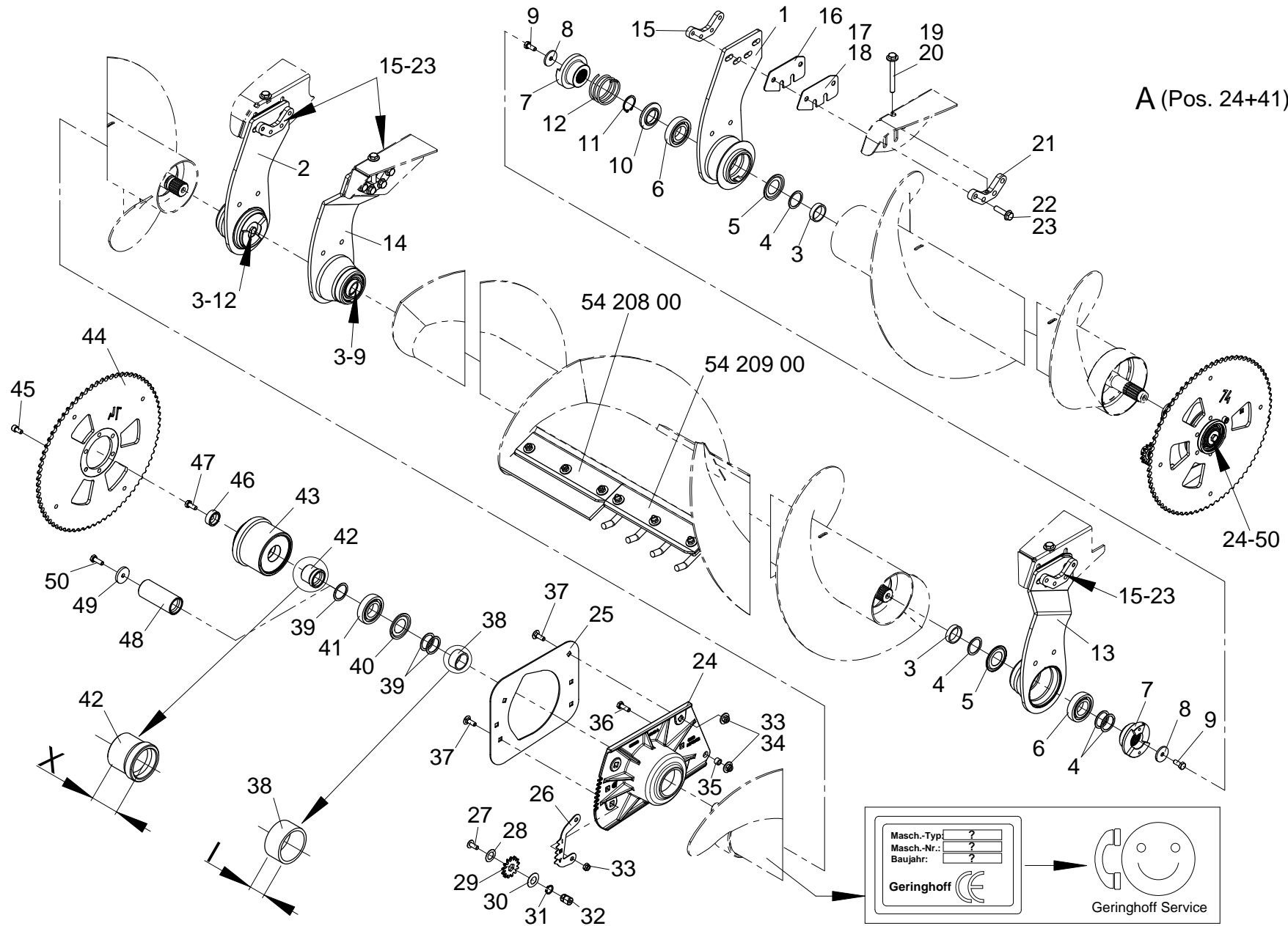


A (Pos. 1-9)


B (Pos. 5-8)

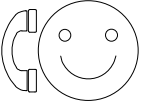
Pos.	Artikelnummer Article Number	Menge Quantity	Beschreibung	Description	Anmerkung Comment
A	313534	1	Förderkralle	Conveyor clamp	"L+R; 1-9"
1	512253	1	Mitnehmerkralle	Driver clamp	L
1	512254	1	Mitnehmerkralle	Driver clamp	R
2	313508	4	Winkel	Angle	
3	512261	12	Klemmhülse	Clamping sleeve	
4	042295	12	Skt.-Schraube M12x35 - DIN 933	Bolt hex M12x35 - DIN 933	
B	041621	3	Schraubensatz	Screw set	5-8
5	040438	4	Skt.-Schraube M10x30 - DIN 933	Bolt hex M10x30 - DIN 933	
6	040009	8	Skt.-Mutter M10 - DIN 985	Hex nut M10 - DIN 985	
7	040217	8	Scheibe 10,5 - DIN 9021	Washer 10,5 - DIN 9021	
8	040202	12	Scheibe A10,5 - DIN 125, verz.	Washer A10,5 - DIN 125, galv.	

A (Pos. 24+41)



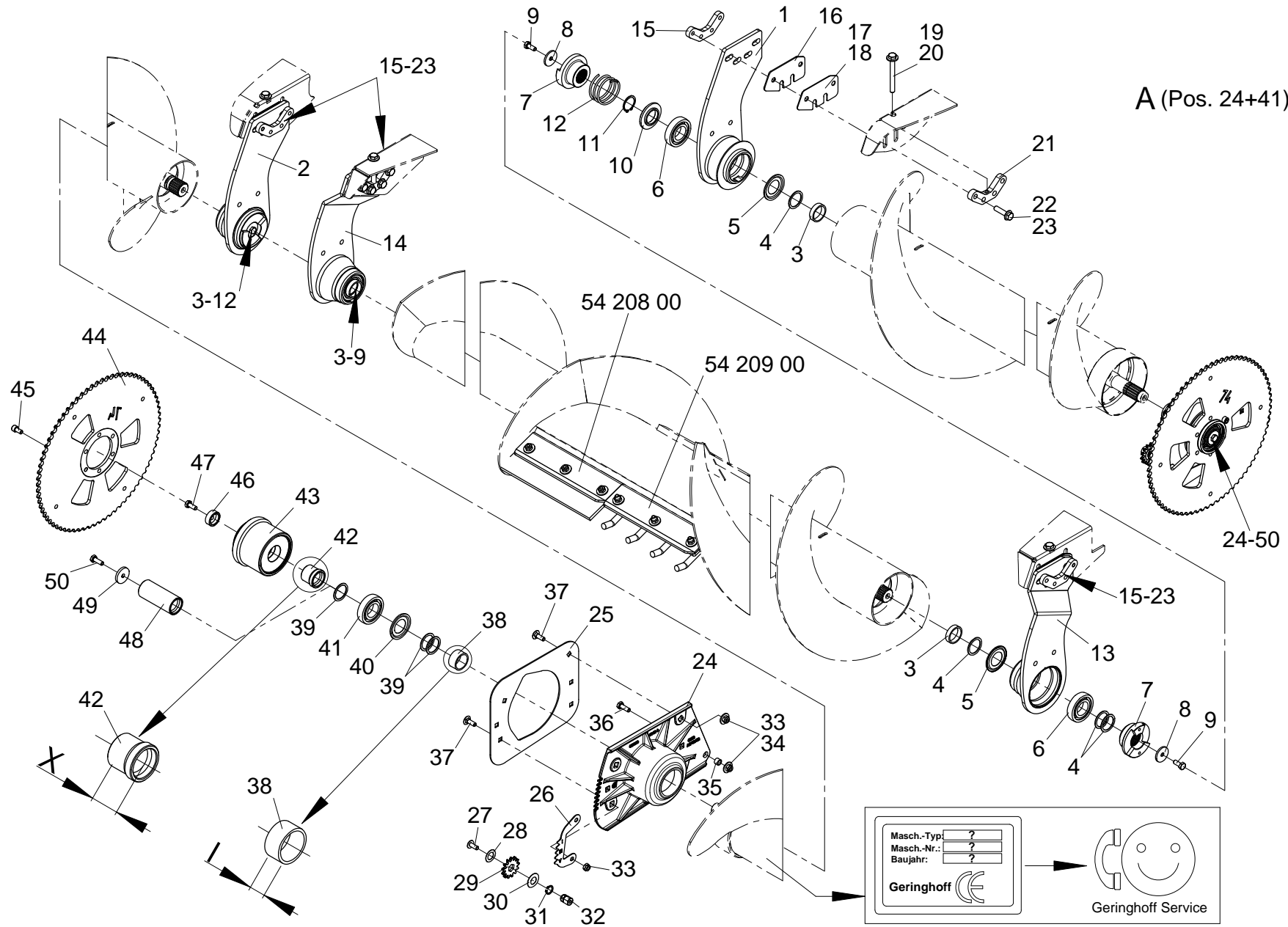
Masch.-Typ:	?
Masch.-Nr.:	?
Baujahr:	?

Geringhoff 


 Geringhoff Service

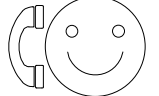
Pos.	Artikelnummer Article Number	Menge Quantity	Beschreibung	Description	Anmerkung Comment
1	313644	1	Schneckenhalter	Auger holder	
2	313645	1	Schneckenhalter	Auger holder	
3	313514	1	Distanzbuchse Ø48,3x3,6x12	Distance sleeve Ø48,3x3,6x12	
4	040138	6	Paßscheibe 40x50x2 - DIN 988	Shim 40x50x2 - DIN 988	
5	025225	1	Nilos-Ring 6208 Z AV	Nilos ring 6208 Z AV	
6	025292	1	Einstell-Rillenkugellager 208 NPPB	Deep groove ball bearing 208 NPPB	
7	910670	1	Schaltmuffe	Shift collar	
8	042106	2	Scheibe 43x10,5x4	Washer 43x10,5x4	
9	040544	3	Skt.-Schraube M10x25 - DIN 933	Bolt hex M10x25 - DIN 933	
10	910671	1	Federführung	Spring guide	
11	041029	1	Sicherungsring 40x1,75 - DIN 471	Snap ring 40x1,75 - DIN 471	
12	041978	1	Druckfeder D-339F	Compression spring D-339F	
13	313635	1	Schneckenhalter	Auger holder	
14	313636	1	Schneckenhalter	Auger holder	
15	313650	1	Verstellplatte mit Gewinde	Adjusting plate with thread	
16	313648	4	Distanzblech t=3	Distance plate t=3	
17	313647	4	Distanzblech t=2	Distance plate t=2	
18	313652	0	Distanzblech t=1	Distance plate t=1	
19	040217	8	Scheibe 10,5 - DIN 9021	Washer 10,5 - DIN 9021	
20	040508	4	Skt.-Schraube M10x110 - DIN 933	Bolt hex M10x110 - DIN 933	
21	313649	1	Verstellplatte ohne Gewinde	Adjusting plate without thread	
22	040124	1	Contact-Scheibe Form M - DIN 1524	Washer contact from M - DIN 1524	
23	040695	1	Skt.-Schraube M12x50 - DIN 931, verz.	Bolt hex M12x50 - DIN 931, galv.	
A	313661	2	Schneckenlagerblech	Auger bearing sheet metal	24+41
24	313663	1	Schneckenlagerblech	Auger bearing sheet metal	

A (Pos. 24+41)



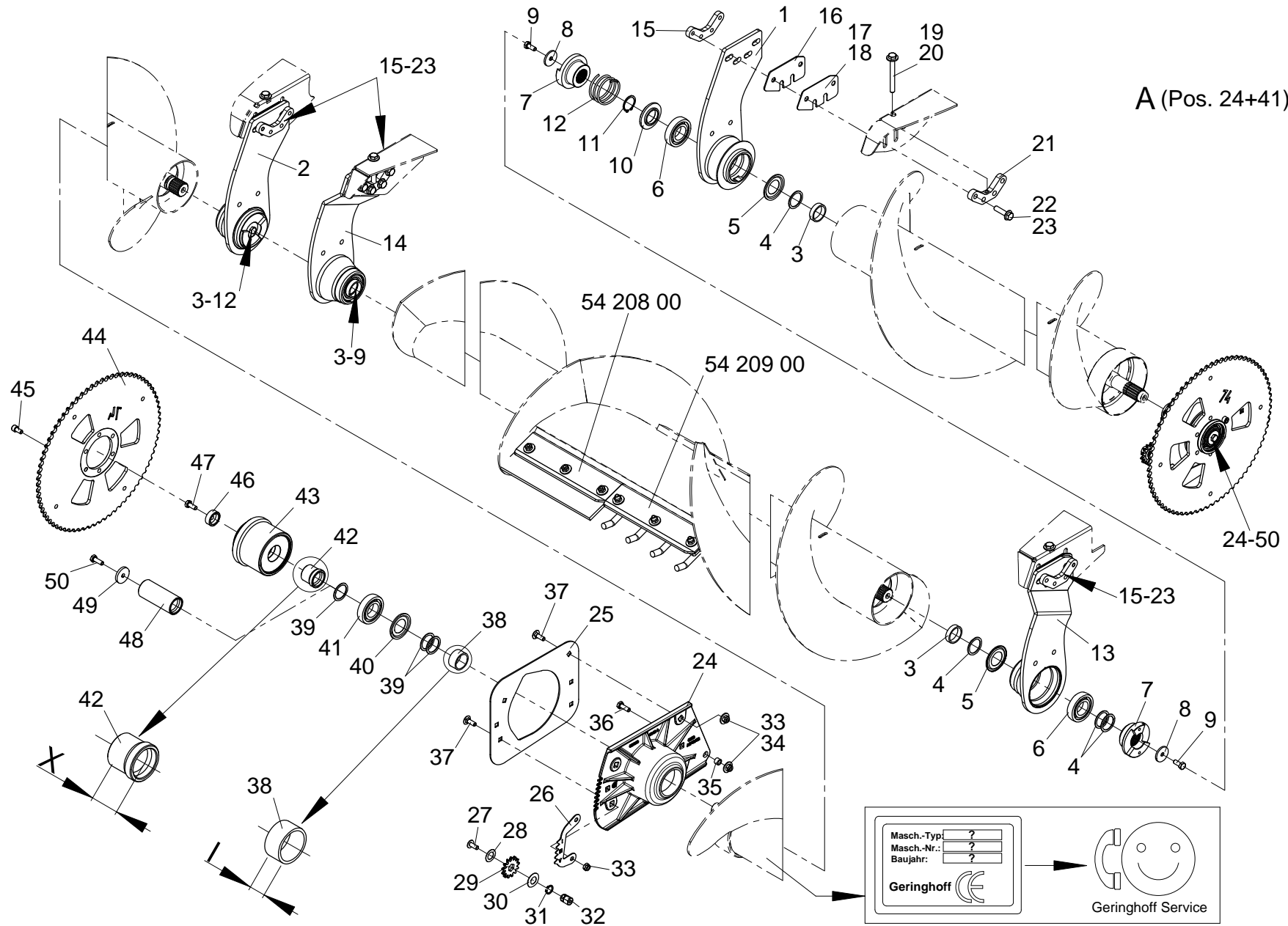
Masch.-Typ:	?
Masch.-Nr.:	?
Baujahr:	?

Geringhoff 


 Geringhoff Service

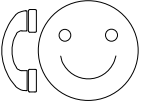
Pos.	Artikelnummer Article Number	Menge Quantity	Beschreibung	Description	Anmerkung Comment
25	5388194	2	Blech	Plate Mounting	
26	313727	1	Schneckenanzeige	Auger Position Indicator	
27	040969	4	Linsen-Flanschkopf-Schr. mit Innensechskant M10x25	Bolt flange allen head with hexagon socket M10x25	
28	042842	1	Scheibe 21x35x0,5 PTFE	Washer 21x35x0,5 PTFE	
29	313620	1	Ritzel 3/4 z=13	Pinion 3/4 z=13	
30	042143	2	Tellerfeder B40x20,4x1 - DIN 2093	Disc spring B40x20,4x1 - DIN 2093	
31	042924	1	Sicherungsring 20x1,75 - DIN 471	Snap ring 20x1,75 - DIN 471	
32	313619	1	Sechskant	Nut Special	
33	040009	8	Skt.-Mutter M10 - DIN 985	Hex nut M10 - DIN 985	
34	040217	8	Scheibe 10,5 - DIN 9021	Washer 10,5 - DIN 9021	
35	313659	1	Hülse 10,5mm	Sleeve 10,5mm	
36	040438	4	Skt.-Schraube M10x30 - DIN 933	Bolt hex M10x30 - DIN 933	
37	040452	2	DIN603-M10x30-8.8-A3C	Bolt Carriage DIN603-M10x30-8.8-A3C	
38	313515	1	Distanzbuchse Ø48,3x3,6x24	Distance sleeve Ø48,3x3,6x24	"l=24mm; Antrieb ATP  Drive ATP"
38	313514	1	Distanzbuchse Ø48,3x3,6x12	Distance sleeve Ø48,3x3,6x12	"l=12mm; Antrieb Reihe  Drive row"
39	040138	6	Paßscheibe 40x50x2 - DIN 988	Shim 40x50x2 - DIN 988	
40	025225	1	Nilos-Ring 6208 Z AV	Nilos ring 6208 Z AV	
41	025293	1	Einstell-Rillenkugellager GS 208 - B122	Bearing Ball	
42	313518	1	Führungshülse	Bushing Guide	"X=48,5mm; Antrieb ATP  Drive ATP"
42	313540	1	Führungshülse	Guide sleeve	"X=55,5mm; Antrieb Reihe  Drive row"
43	027119	1	Antriebskupplung	Clutch	
44	030127	1	"Kettenradscheibe Z=65 3/4""	"Sprocket Z=65 3/4""	"z=65-3/4""
44	030147	1	Kettenrad	Sprocket Auger 74 tooth	"z=74-3/4""
44	030095	1	Kettenrad	Sprocket Auger 80 tooth	"z=80-3/4""
45	042203	6	Zylinderschr. M10x20 - ISO 4762	Bolt Allen Head M10x20 - ISO 4762	

A (Pos. 24+41)



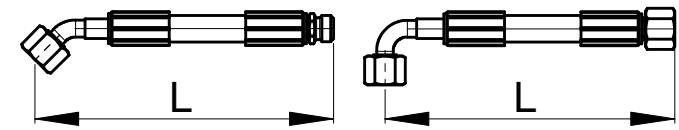
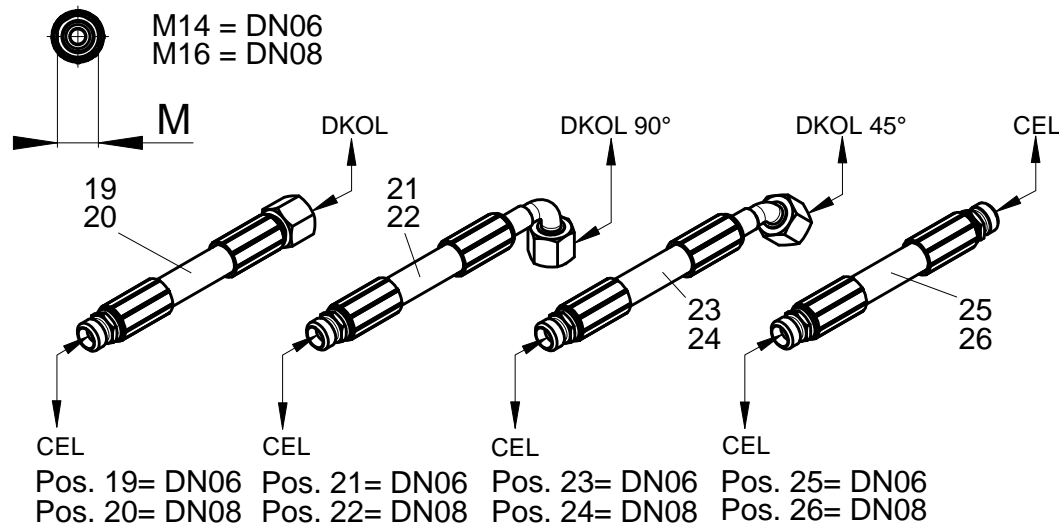
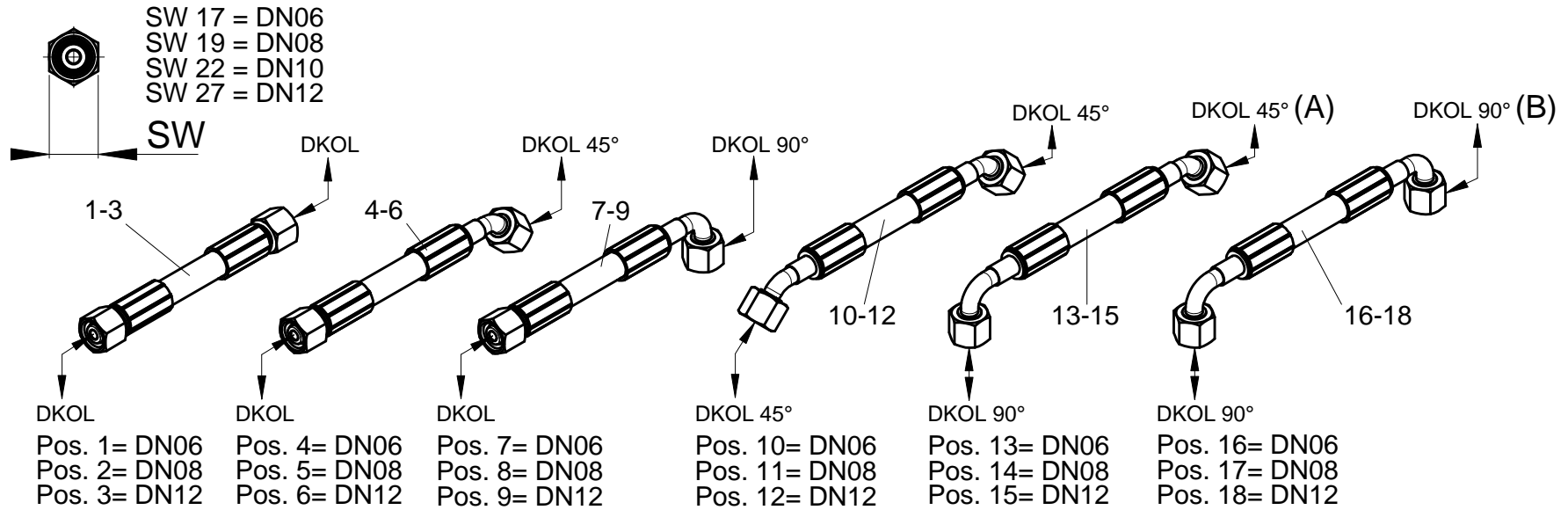
Masch.-Typ:	?
Masch.-Nr.:	?
Baujahr:	?

Geringhoff 

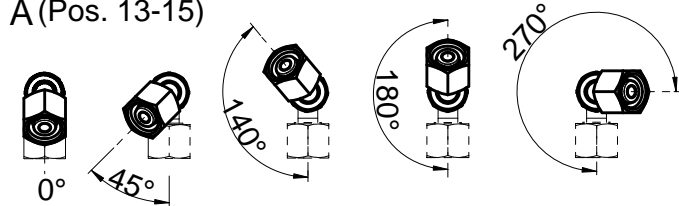
 Geringhoff Service



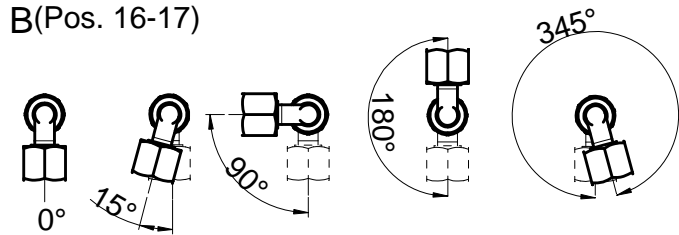
Pos.	Artikelnummer Article Number	Menge Quantity	Beschreibung	Description	Anmerkung Comment
46	510087	1	Sicherungshülse	Locking sleeve	
47	040544	3	Skt.-Schraube M10x25 - DIN 933	Bolt hex M10x25 - DIN 933	
48	313538	2	Distanzhülse Ø51x8x116,5	Distance sleeve Ø51x8x116,5	
49	042135	1	Scheibe 21x35x0,5 PTFE	Washer 21x35x0,5 PTFE	
50	040438	4	Skt.-Schraube M10x30 - DIN 933	Bolt hex M10x30 - DIN 933	



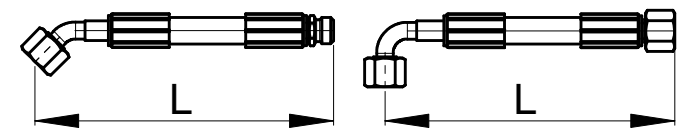
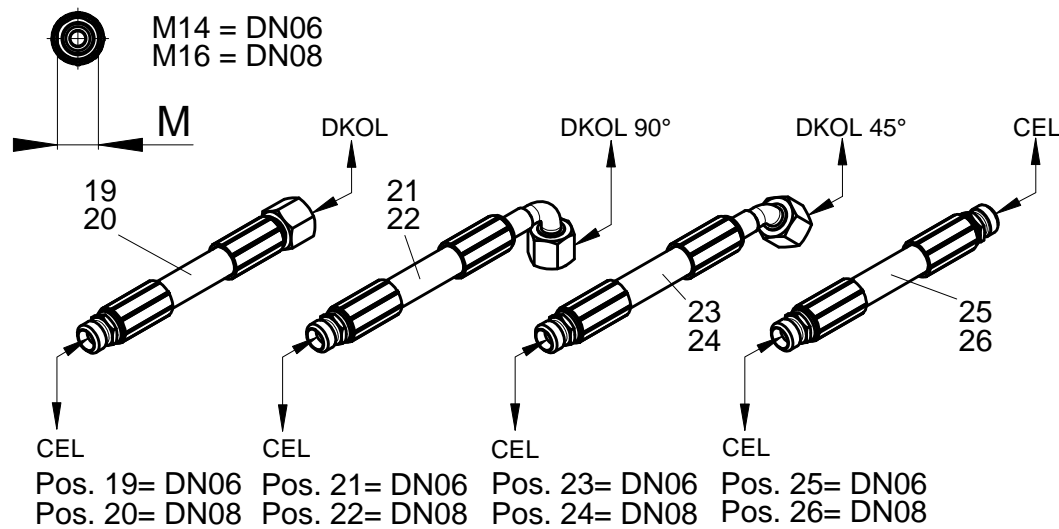
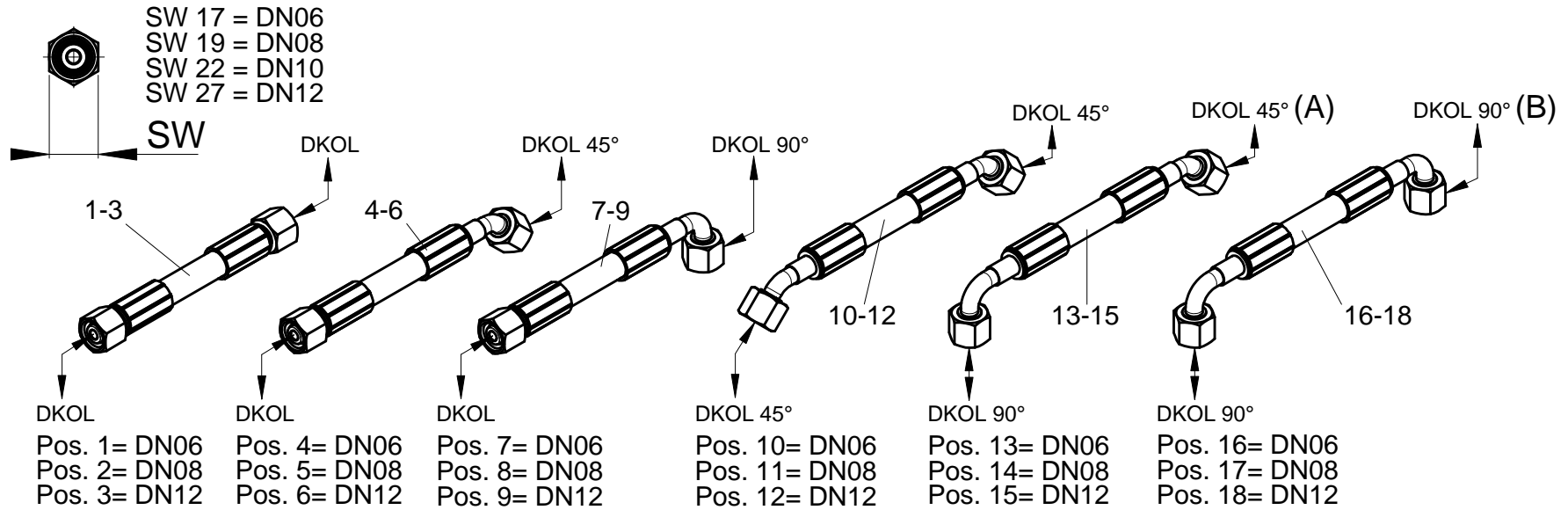
A (Pos. 13-15)



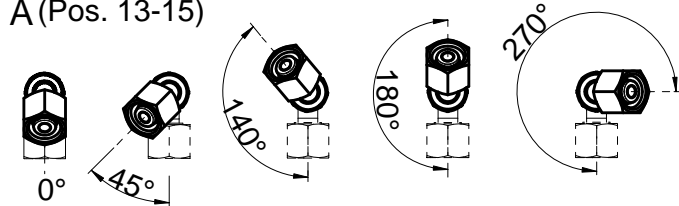
B (Pos. 16-17)



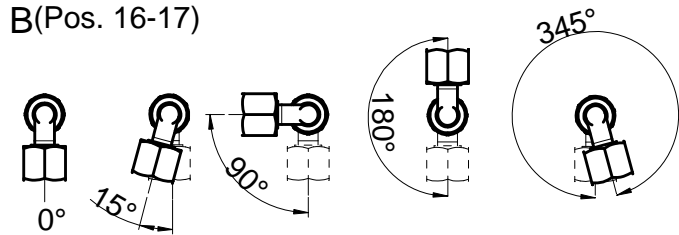
Pos.	Artikelnummer Article Number	Menge Quantity	Beschreibung	Description	Anmerkung Comment
1	049488	2	Hydraulikschlauch 2SC-DN06-DKOL-DKOL-140	Hydraulic tube 2SC-DN06-DKOL-DKOL-140	L=140mm
1	049489	1	DKOL / DKOL	DKOL / DKOL	L=190mm
1	049857	1	DKOL / DKOL	DKOL / DKOL	L=240mm
1	026309	1	DKOL / DKOL	DKOL / DKOL	L=250mm
1	049797	1	DKOL / DKOL	DKOL / DKOL	L=280mm
1	049355	1	DKOL / DKOL	DKOL / DKOL	L=300mm
1	026312	1	DKOL / DKOL	DKOL / DKOL	L=330mm
1	026862	1	DKOL / DKOL	DKOL / DKOL	L=370mm
1	049278	1	DKOL / DKOL	DKOL / DKOL	L=350mm
1	049435	1	DKOL / DKOL	DKOL / DKOL	L=380mm
1	049356	1	DKOL / DKOL	DKOL / DKOL	L=400mm
1	049279	1	DKOL / DKOL	DKOL / DKOL	L=450mm
1	049354	1	DKOL / DKOL	DKOL / DKOL	L=550mm
1	049307	1	DKOL / DKOL	DKOL / DKOL	L=560mm
1	049257	1	DKOL / DKOL	DKOL / DKOL	L=640mm
1	026333	1	DKOL / DKOL	DKOL / DKOL	L=670mm
1	026924	2	Hydraulikschlauch 2SC-DN06-DKOL-DKOL-700	Hydraulic tube 2SC-DN06-DKOL-DKOL-700	L=700mm
1	049256	1	DKOL / DKOL	DKOL / DKOL	L=720mm
1	026925	1	DKOL / DKOL	DKOL / DKOL	L=750mm
1	026996	1	DKOL / DKOL	DKOL / DKOL	L=800mm
1	026151	1	DKOL / DKOL	DKOL / DKOL	L=850mm
1	048899	1	DKOL / DKOL	DKOL / DKOL	L=900mm
1	049481	1	DKOL / DKOL	DKOL / DKOL	L=950mm
1	049792	1	DKOL / DKOL	DKOL / DKOL	L=960mm
1	049605	1	DKOL / DKOL	DKOL / DKOL	L=970mm



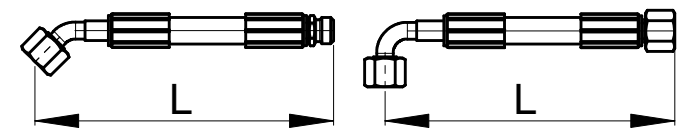
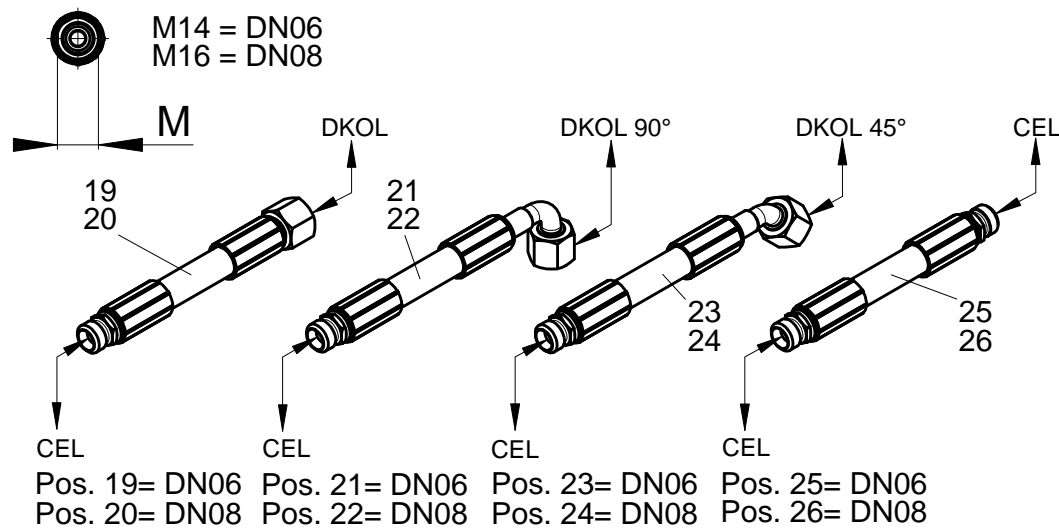
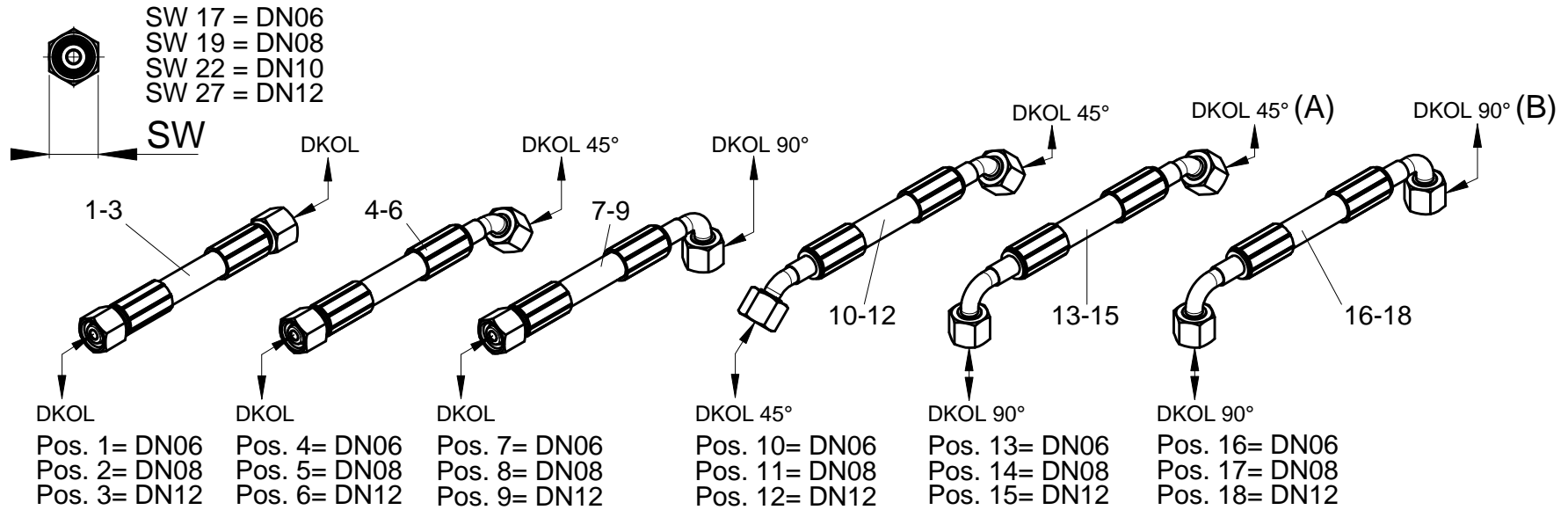
A (Pos. 13-15)



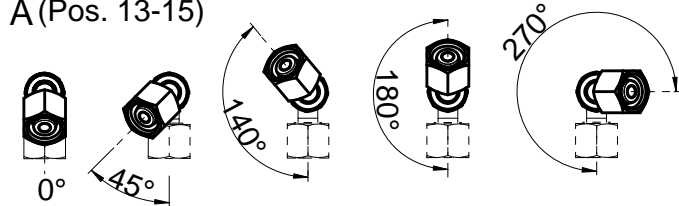
B (Pos. 16-17)



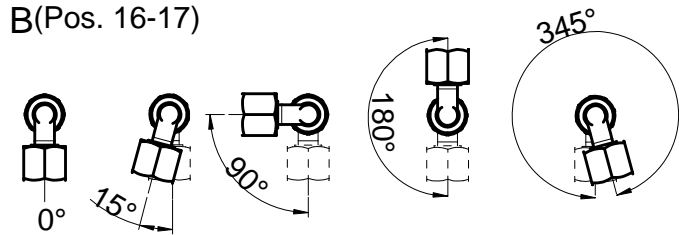
Pos.	Artikelnummer Article Number	Menge Quantity	Beschreibung	Description	Anmerkung Comment
1	026157	1	DKOL / DKOL	DKOL / DKOL	L=1000mm
1	026334	1	DKOL / DKOL	DKOL / DKOL	L=1050mm
1	049353	1	DKOL / DKOL	DKOL / DKOL	L=1100mm
1	026307	1	DKOL / DKOL	DKOL / DKOL	L=1150mm
1	049195	1	DKOL / DKOL	DKOL / DKOL	L=1200mm
1	049192	2	Hydraulikschlauch 2SC-DN06-DKOL-DKOL-1250	Hydraulic hose 2SC-DN06-DKOL-DKOL-1250	L=1250mm
1	048555	1	DKOL / DKOL	DKOL / DKOL	L=1300mm
1	048890	1	DKOL / DKOL	DKOL / DKOL	L=1350mm
1	048890	1	DKOL / DKOL	DKOL / DKOL	L=1360mm
1	049911	1	DKOL / DKOL	DKOL / DKOL	L=1370mm
1	026359	1	DKOL / DKOL	DKOL / DKOL	L=1400mm
1	026335	1	DKOL / DKOL	DKOL / DKOL	L=1460mm
1	048884	1	DKOL / DKOL	DKOL / DKOL	L=1500mm
1	026382	1	DKOL / DKOL	DKOL / DKOL	L=1520mm
1	048815	1	DKOL / DKOL	DKOL / DKOL	L=1550mm
1	048816	1	DKOL / DKOL	DKOL / DKOL	L=1600mm
1	048817	1	DKOL / DKOL	DKOL / DKOL	L=1700mm
1	048888	1	DKOL / DKOL	DKOL / DKOL	L=1750mm
1	049490	1	DKOL / DKOL	DKOL / DKOL	L=1760mm
1	048818	1	DKOL / DKOL	DKOL / DKOL	L=1800mm
1	048882	1	DKOL / DKOL	DKOL / DKOL	L=1850mm
1	048819	1	DKOL / DKOL	DKOL / DKOL	L=1900mm
1	049294	1	DKOL / DKOL	DKOL / DKOL	L=1950mm
1	048820	1	DKOL / DKOL	DKOL / DKOL	L=2000mm
1	049910	1	DKOL / DKOL	DKOL / DKOL	L=2030mm



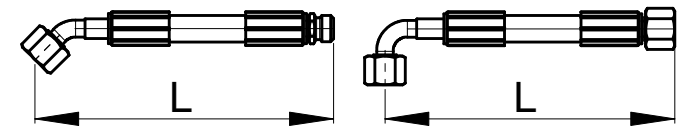
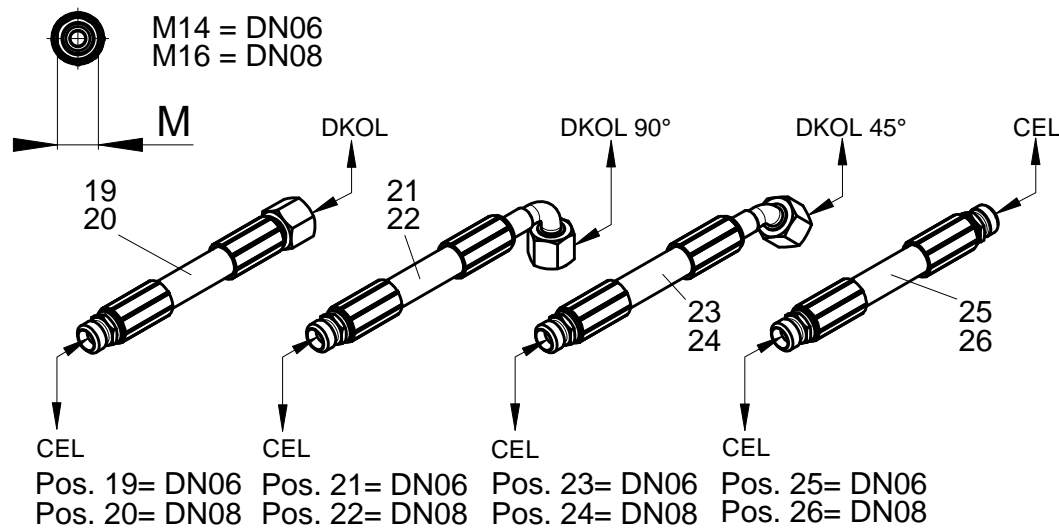
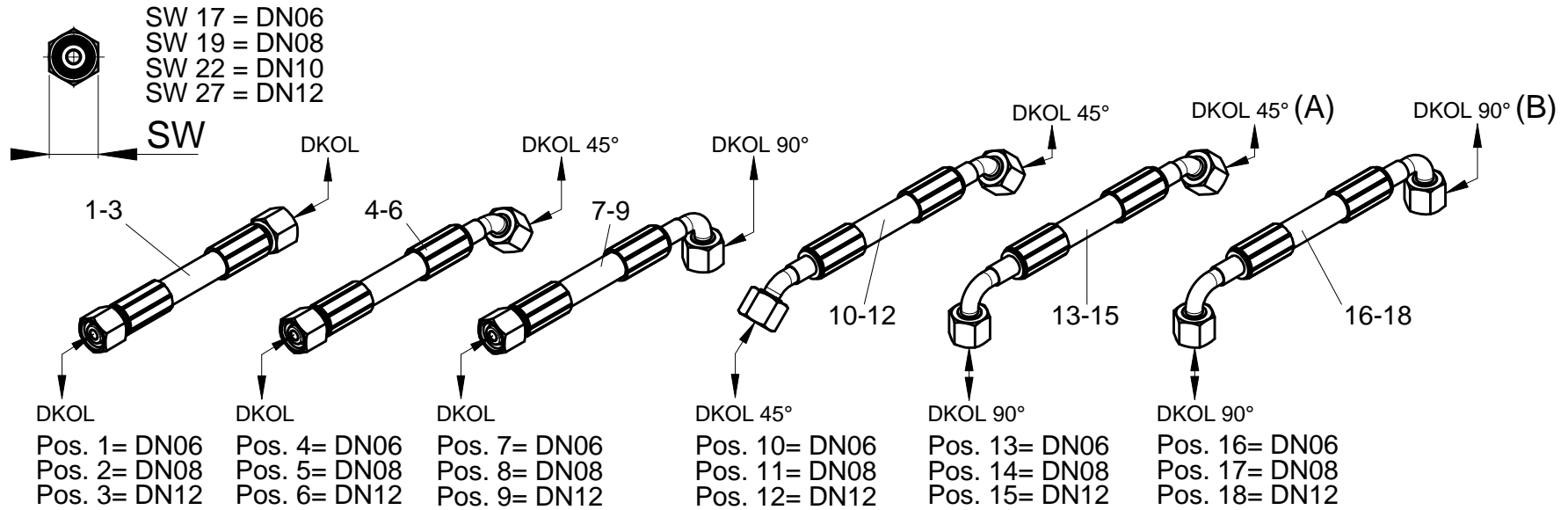
A (Pos. 13-15)



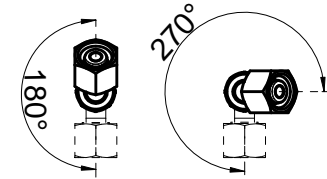
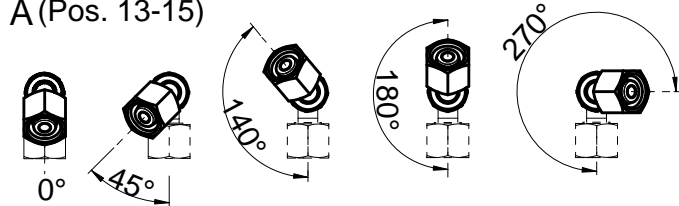
B (Pos. 16-17)



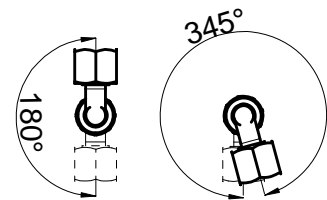
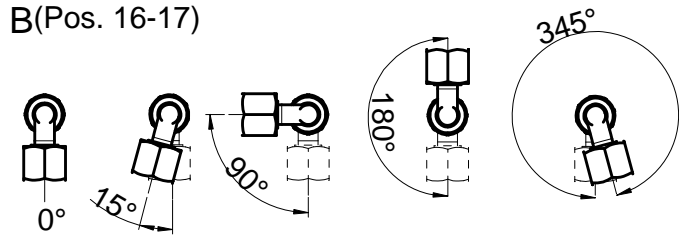
Pos.	Artikelnummer Article Number	Menge Quantity	Beschreibung	Description	Anmerkung Comment
1	047018	1	DKOL / DKOL	DKOL / DKOL	L=2050mm
1	048821	1	DKOL / DKOL	DKOL / DKOL	L=2100mm
1	026199	1	DKOL / DKOL	DKOL / DKOL	L=2120mm
1	048885	1	DKOL / DKOL	DKOL / DKOL	L=2150mm
1	048822	1	DKOL / DKOL	DKOL / DKOL	L=2200mm
1	048891	1	DKOL / DKOL	DKOL / DKOL	L=2250mm
1	048823	1	DKOL / DKOL	DKOL / DKOL	L=2300mm
1	049073	1	DKOL / DKOL	DKOL / DKOL	L=2350mm
1	048824	1	DKOL / DKOL	DKOL / DKOL	L=2400mm
1	048881	1	DKOL / DKOL	DKOL / DKOL	L=2450mm
1	048825	1	DKOL / DKOL	DKOL / DKOL	L=2500mm
1	049491	1	DKOL / DKOL	DKOL / DKOL	L=2540mm
1	048814	1	DKOL / DKOL	DKOL / DKOL	L=2550mm
1	048826	1	DKOL / DKOL	DKOL / DKOL	L=2600mm
1	049194	1	DKOL / DKOL	DKOL / DKOL	L=2650mm
1	048827	1	DKOL / DKOL	DKOL / DKOL	L=2700mm
1	026868	1	DKOL / DKOL	DKOL / DKOL	L=2750mm
1	049492	1	DKOL / DKOL	DKOL / DKOL	L=2790mm
1	048828	1	DKOL / DKOL	DKOL / DKOL	L=2800mm
1	048883	1	DKOL / DKOL	DKOL / DKOL	L=2850mm
1	048829	1	DKOL / DKOL	DKOL / DKOL	L=2900mm
1	048894	1	DKOL / DKOL	DKOL / DKOL	L=2950mm
1	048830	1	DKOL / DKOL	DKOL / DKOL	L=3000mm
1	049270	1	DKOL / DKOL	DKOL / DKOL	L=3050mm
1	048831	1	DKOL / DKOL	DKOL / DKOL	L=3100mm



A (Pos. 13-15)

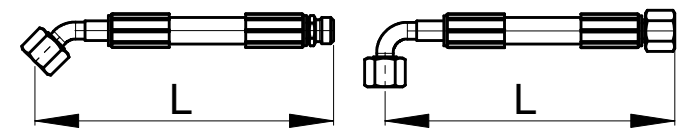
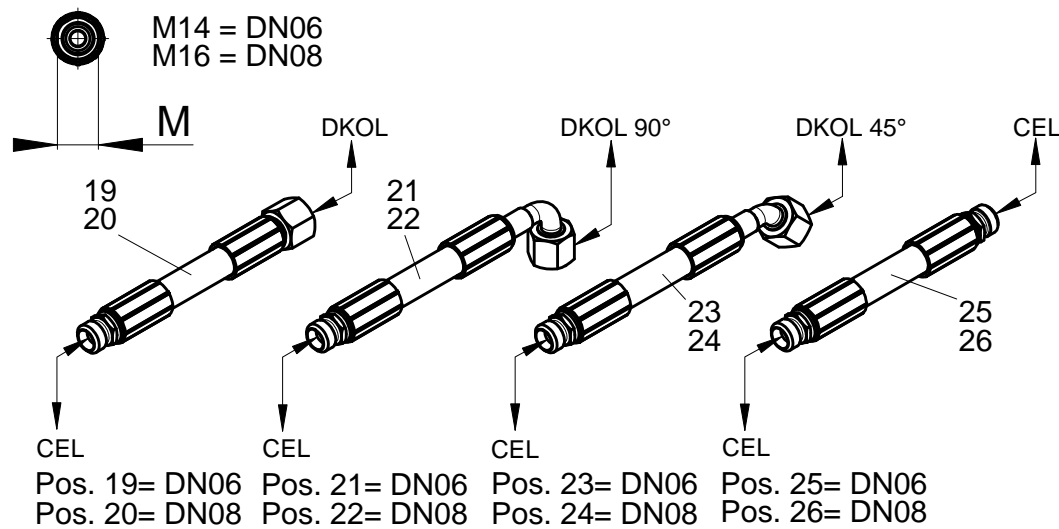
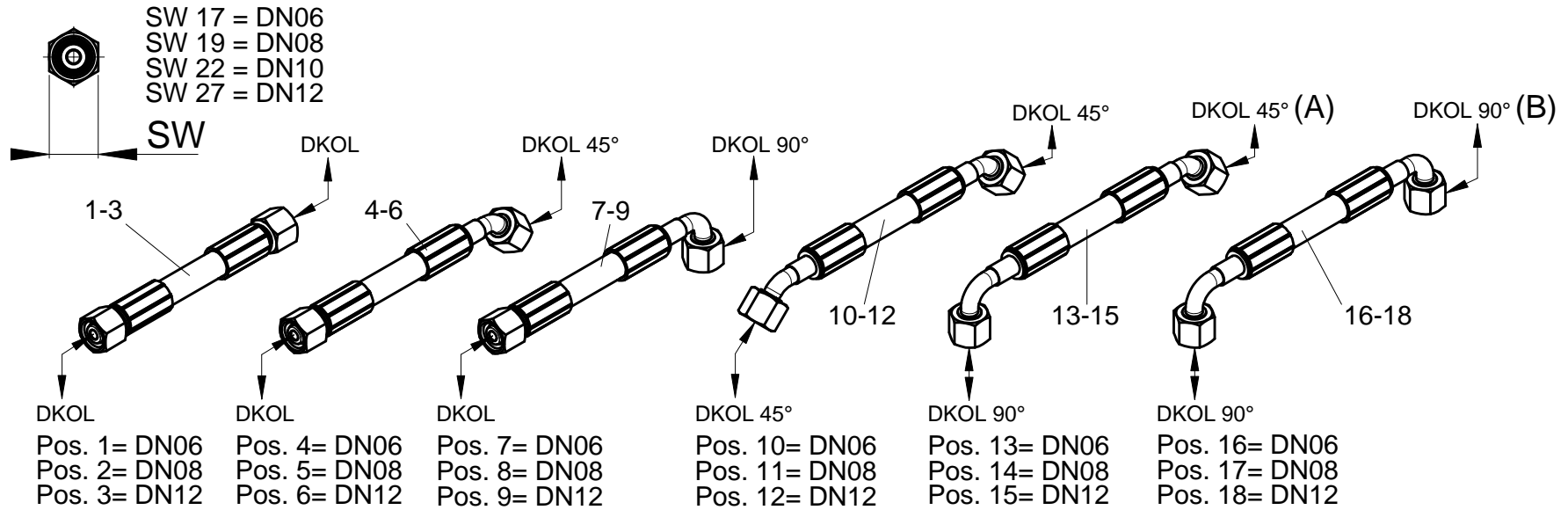


B (Pos. 16-17)

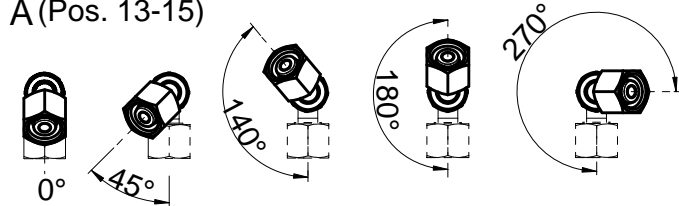




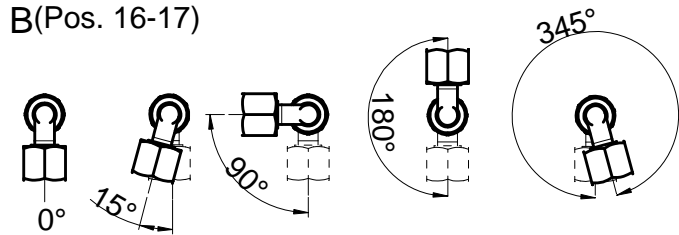
Pos.	Artikelnummer Article Number	Menge Quantity	Beschreibung	Description	Anmerkung Comment
1	048886	1	DKOL / DKOL	DKOL / DKOL	L=3150mm
1	048832	1	DKOL / DKOL	DKOL / DKOL	L=3200mm
1	049352	1	DKOL / DKOL	DKOL / DKOL	L=3250mm
1	048833	1	DKOL / DKOL	DKOL / DKOL	L=3300mm
1	048887	1	DKOL / DKOL	DKOL / DKOL	L=3350mm
1	048834	1	DKOL / DKOL	DKOL / DKOL	L=3400mm
1	049074	1	DKOL / DKOL	DKOL / DKOL	L=3450mm
1	048835	1	DKOL / DKOL	DKOL / DKOL	L=3500mm
1	049069	1	DKOL / DKOL	DKOL / DKOL	L=3550mm
1	048836	1	DKOL / DKOL	DKOL / DKOL	L=3600mm
1	049295	1	DKOL / DKOL	DKOL / DKOL	L=3650mm
1	048837	1	DKOL / DKOL	DKOL / DKOL	L=3700mm
1	049296	1	DKOL / DKOL	DKOL / DKOL	L=3750mm
1	048838	1	DKOL / DKOL	DKOL / DKOL	L=3800mm
1	048839	1	DKOL / DKOL	DKOL / DKOL	L=3900mm
1	049470	1	DKOL / DKOL	DKOL / DKOL	L=3950mm
1	048840	1	DKOL / DKOL	DKOL / DKOL	L=4000mm
1	048897	1	DKOL / DKOL	DKOL / DKOL	L=4050mm
1	048841	1	DKOL / DKOL	DKOL / DKOL	L=4100mm
1	048889	1	DKOL / DKOL	DKOL / DKOL	L=4150mm
1	049493	1	DKOL / DKOL	DKOL / DKOL	L=4170mm
1	048842	1	DKOL / DKOL	DKOL / DKOL	L=4200mm
1	048898	1	DKOL / DKOL	DKOL / DKOL	L=4250mm
1	048843	1	DKOL / DKOL	DKOL / DKOL	L=4300mm
1	049369	1	DKOL / DKOL	DKOL / DKOL	L=4350mm



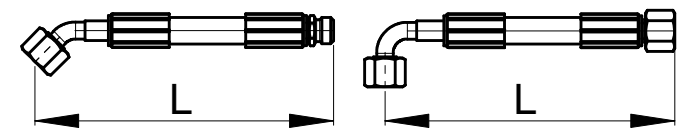
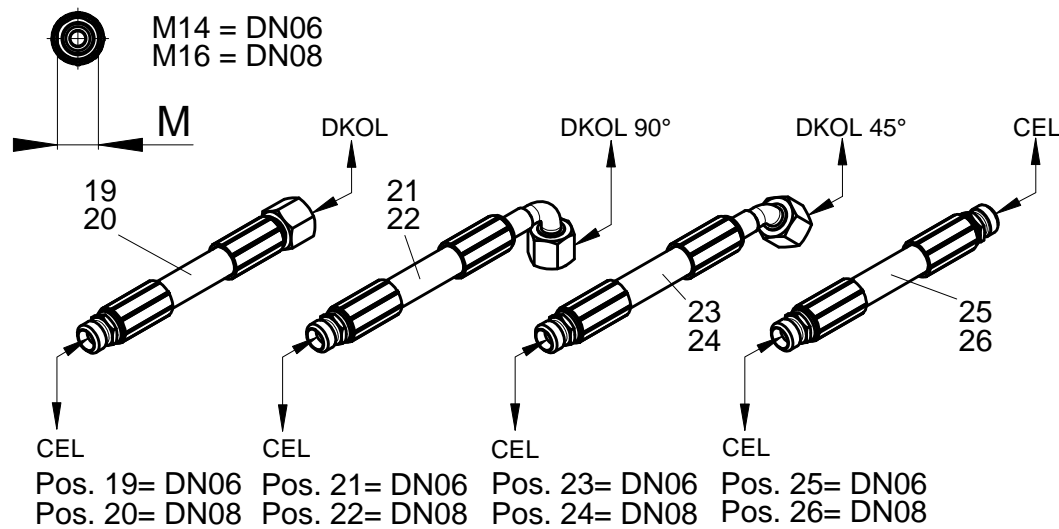
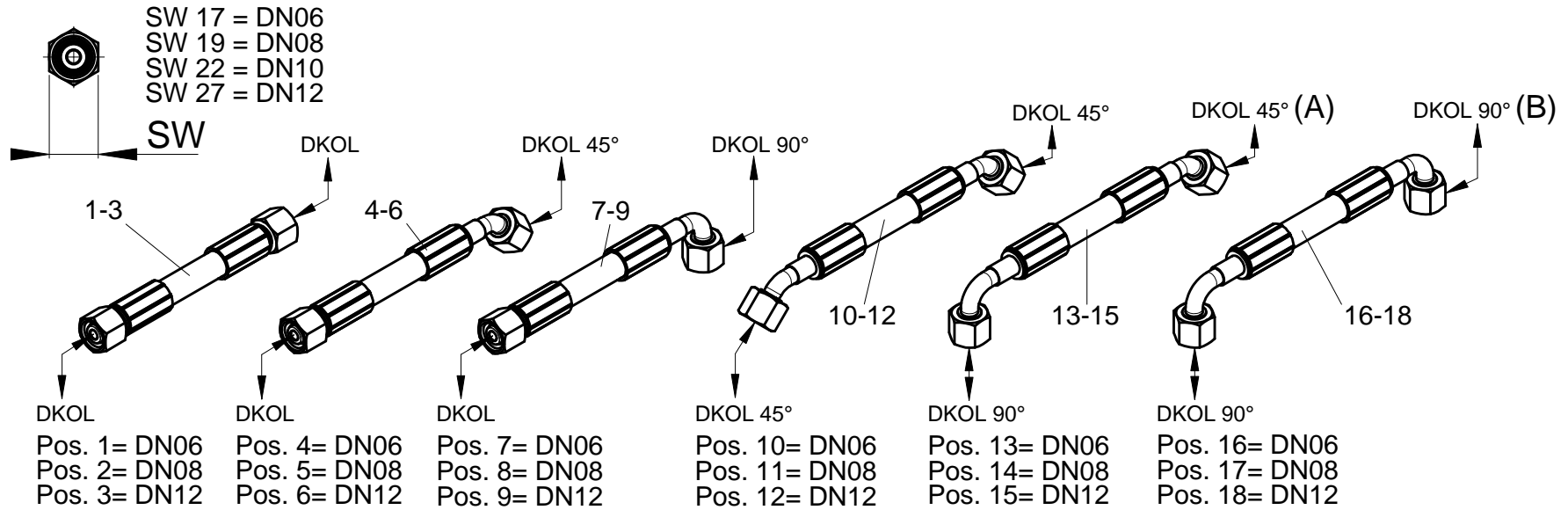
A (Pos. 13-15)



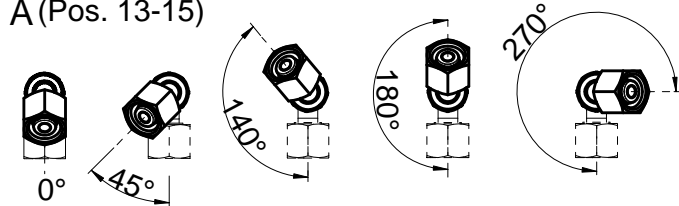
B (Pos. 16-17)



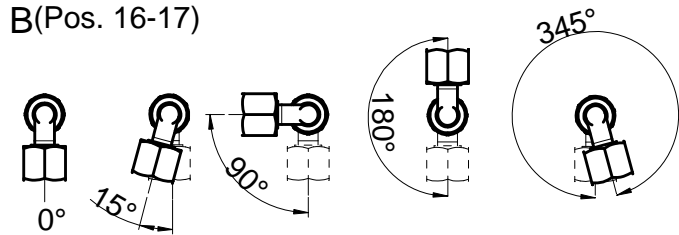
Pos.	Artikelnummer Article Number	Menge Quantity	Beschreibung	Description	Anmerkung Comment
1	048844	1	DKOL / DKOL	DKOL / DKOL	L=4400mm
1	048845	1	DKOL / DKOL	DKOL / DKOL	L=4500mm
1	048846	1	DKOL / DKOL	DKOL / DKOL	L=4600mm
1	049075	1	DKOL / DKOL	DKOL / DKOL	L=4650mm
1	048847	1	DKOL / DKOL	DKOL / DKOL	L=4700mm
1	048895	1	DKOL / DKOL	DKOL / DKOL	L=4750mm
1	048848	1	DKOL / DKOL	DKOL / DKOL	L=4800mm
1	048849	1	DKOL / DKOL	DKOL / DKOL	L=4900mm
1	048850	1	DKOL / DKOL	DKOL / DKOL	L=5000mm
1	048851	1	DKOL / DKOL	DKOL / DKOL	L=5100mm
1	048896	1	DKOL / DKOL	DKOL / DKOL	L=5150mm
1	048852	1	DKOL / DKOL	DKOL / DKOL	L=5200mm
1	049307	1	DKOL / DKOL	DKOL / DKOL	L=5250mm
1	048853	1	DKOL / DKOL	DKOL / DKOL	L=5300mm
1	048854	1	DKOL / DKOL	DKOL / DKOL	L=5400mm
1	048855	1	DKOL / DKOL	DKOL / DKOL	L=5500mm
1	048856	1	DKOL / DKOL	DKOL / DKOL	L=5600mm
1	048893	1	DKOL / DKOL	DKOL / DKOL	L=5650mm
1	048857	1	DKOL / DKOL	DKOL / DKOL	L=5700mm
1	048858	1	DKOL / DKOL	DKOL / DKOL	L=5800mm
1	048892	1	DKOL / DKOL	DKOL / DKOL	L=5850mm
1	048859	1	DKOL / DKOL	DKOL / DKOL	L=5900mm
1	048860	1	DKOL / DKOL	DKOL / DKOL	L=6000mm
1	048811	1	DKOL / DKOL	DKOL / DKOL	L=6100mm
1	048812	1	DKOL / DKOL	DKOL / DKOL	L=6200mm



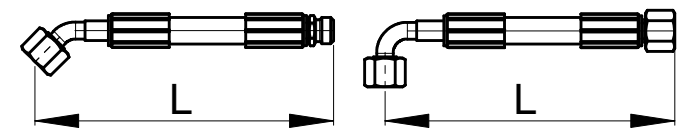
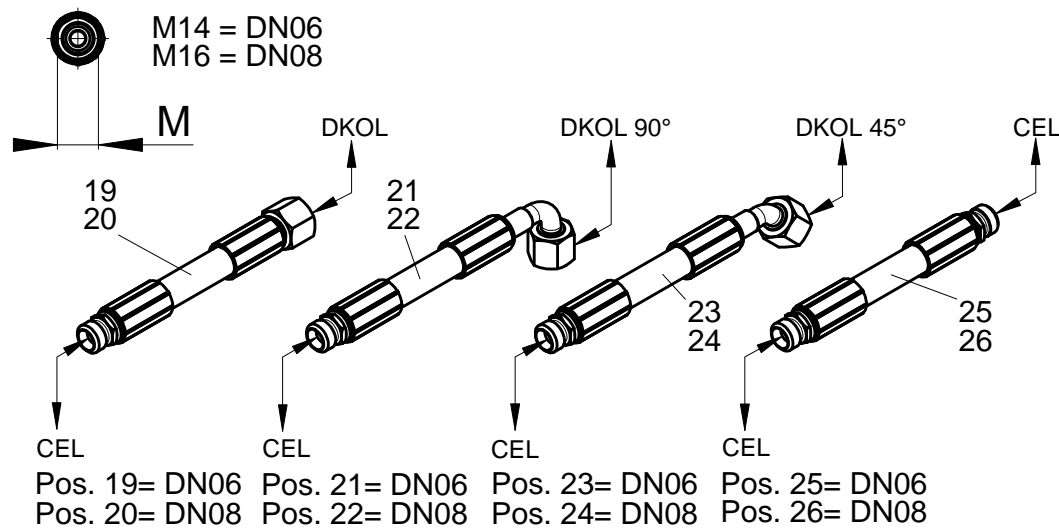
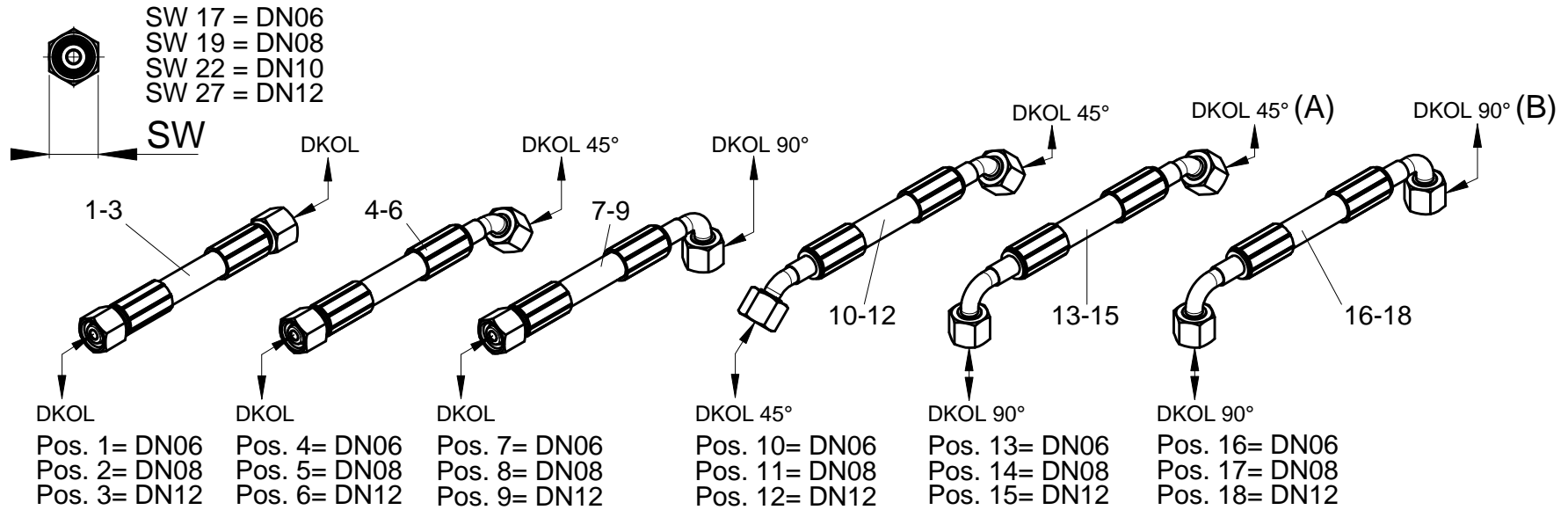
A (Pos. 13-15)



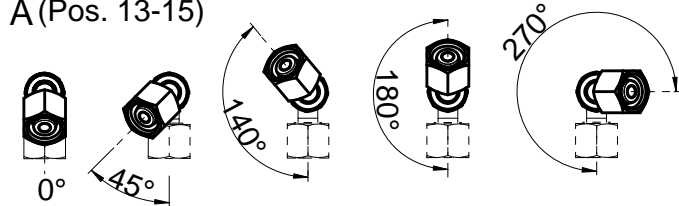
B (Pos. 16-17)



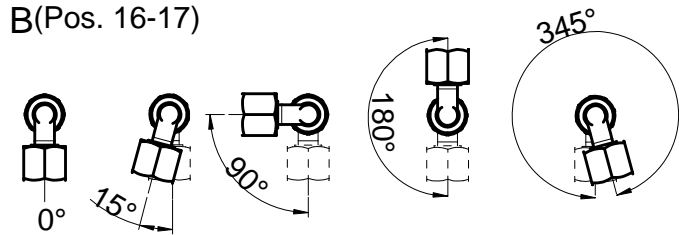
Pos.	Artikelnummer Article Number	Menge Quantity	Beschreibung	Description	Anmerkung Comment
1	048813	1	DKOL / DKOL	DKOL / DKOL	L=6300mm
1	048864	1	DKOL / DKOL	DKOL / DKOL	L=6400mm
1	048865	1	DKOL / DKOL	DKOL / DKOL	L=6500mm
1	048866	1	DKOL / DKOL	DKOL / DKOL	L=6600mm
1	048867	1	DKOL / DKOL	DKOL / DKOL	L=6700mm
1	048868	1	DKOL / DKOL	DKOL / DKOL	L=6800mm
1	048869	1	DKOL / DKOL	DKOL / DKOL	L=6900mm
1	048870	1	DKOL / DKOL	DKOL / DKOL	L=7000mm
1	048871	1	DKOL / DKOL	DKOL / DKOL	L=7100mm
1	048872	1	DKOL / DKOL	DKOL / DKOL	L=7200mm
1	048873	1	DKOL / DKOL	DKOL / DKOL	L=7300mm
1	048874	1	DKOL / DKOL	DKOL / DKOL	L=7400mm
1	048875	1	DKOL / DKOL	DKOL / DKOL	L=7500mm
1	048876	1	DKOL / DKOL	DKOL / DKOL	L=7600mm
1	048877	1	DKOL / DKOL	DKOL / DKOL	L=7700mm
1	048878	1	DKOL / DKOL	DKOL / DKOL	L=7800mm
1	048879	1	DKOL / DKOL	DKOL / DKOL	L=7900mm
1	048880	1	DKOL / DKOL	DKOL / DKOL	L=8000mm
2	049888	1	DKOL / DKOL	DKOL / DKOL	L=300mm
2	049896	1	DKOL / DKOL	DKOL / DKOL	L=330mm
2	049916	1	DKOL / DKOL	DKOL / DKOL	L=350mm
2	049862	1	DKOL / DKOL	DKOL / DKOL	L=430mm
2	048066	1	DKOL / DKOL	DKOL / DKOL	L=460mm
2	049464	1	DKOL / DKOL	DKOL / DKOL	L=500mm
2	048059	1	DKOL / DKOL	DKOL / DKOL	L=630mm



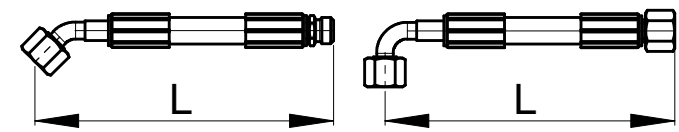
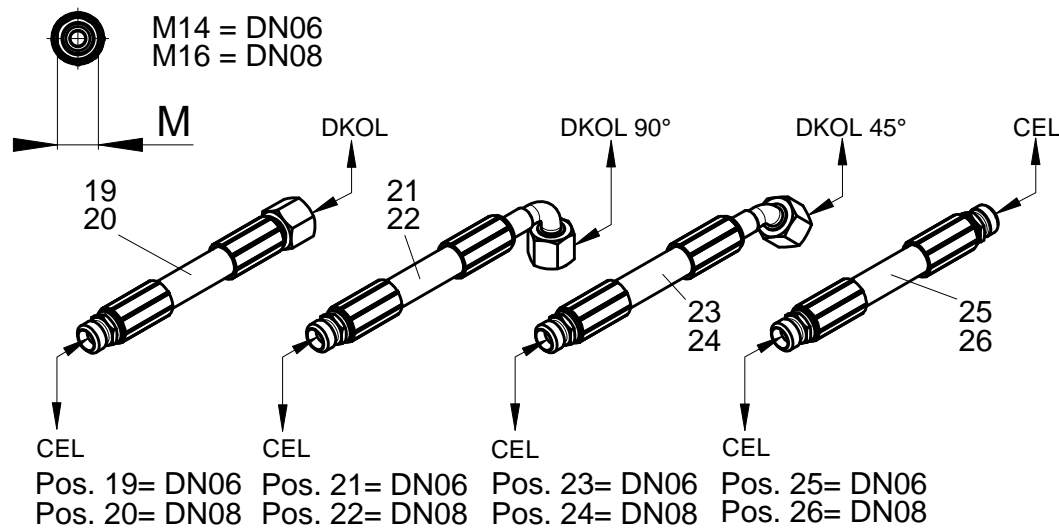
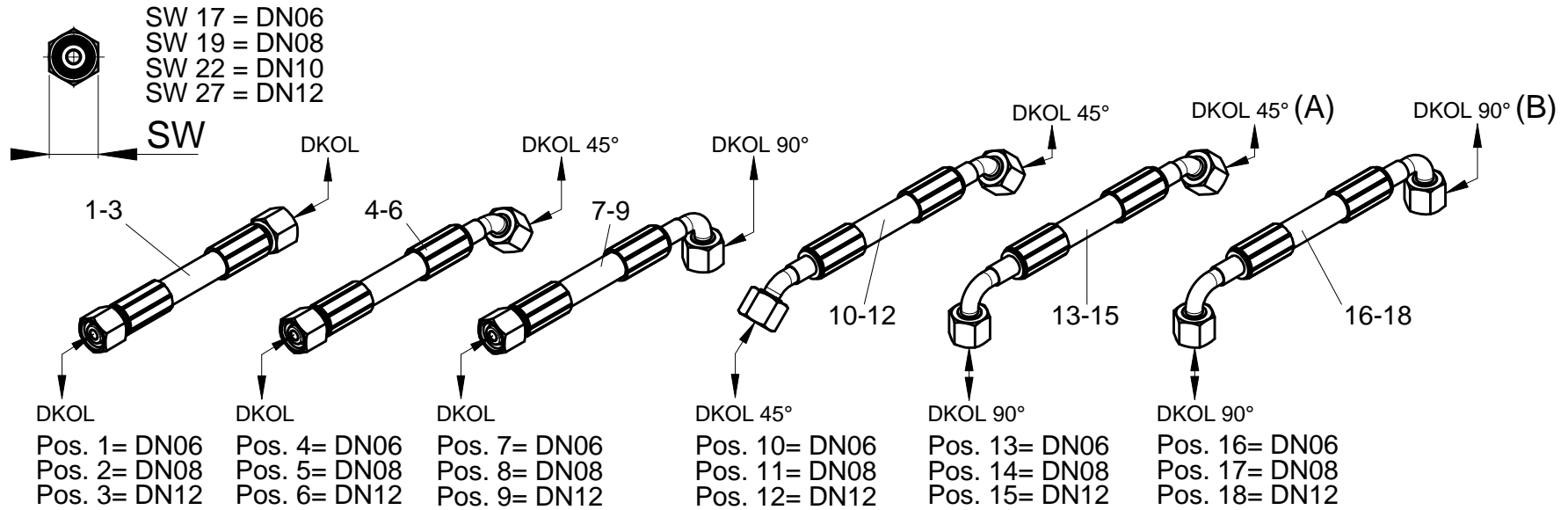
A (Pos. 13-15)



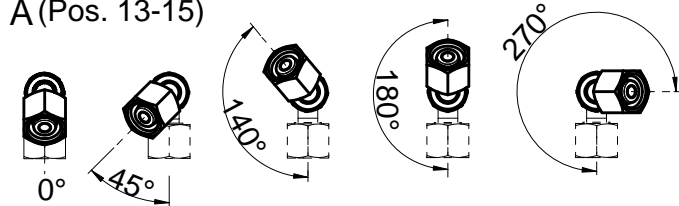
B (Pos. 16-17)



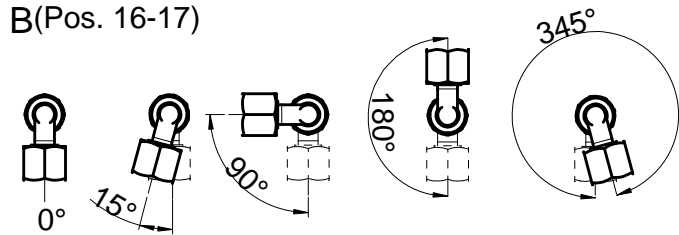
Pos.	Artikelnummer Article Number	Menge Quantity	Beschreibung	Description	Anmerkung Comment
2	049913	1	DKOL / DKOL	DKOL / DKOL	L=700mm
2	049914	1	DKOL / DKOL	DKOL / DKOL	L=750mm
2	049848	1	DKOL / DKOL	DKOL / DKOL	L=900mm
2	049906	1	DKOL / DKOL	DKOL / DKOL	L=1000mm
2	049465	1	DKOL / DKOL	DKOL / DKOL	L=1100mm
2	048062	1	DKOL / DKOL	DKOL / DKOL	L=1120mm
2	049861	1	DKOL / DKOL	DKOL / DKOL	L=1150mm
2	048533	1	DKOL / DKOL	DKOL / DKOL	L=1250mm
2	048534	1	DKOL / DKOL	DKOL / DKOL	L=1300mm
2	049853	1	DKOL / DKOL	DKOL / DKOL	L=1350mm
2	049907	1	DKOL / DKOL	DKOL / DKOL	L=1400mm
2	048516	1	DKOL / DKOL	DKOL / DKOL	L=1450mm
2	048518	1	DKOL / DKOL	DKOL / DKOL	L=1500mm
2	048519	1	DKOL / DKOL	DKOL / DKOL	L=1600mm
2	048517	1	DKOL / DKOL	DKOL / DKOL	L=1700mm
2	048520	1	DKOL / DKOL	DKOL / DKOL	L=1800mm
2	049305	1	DKOL / DKOL	DKOL / DKOL	L=1850mm
2	048416	1	DKOL / DKOL	DKOL / DKOL	L=1930mm
2	048521	1	DKOL / DKOL	DKOL / DKOL	L=2000mm
2	048522	1	DKOL / DKOL	DKOL / DKOL	L=2100mm
2	049905	1	DKOL / DKOL	DKOL / DKOL	L=2150mm
2	048523	1	DKOL / DKOL	DKOL / DKOL	L=2200mm
2	048525	1	DKOL / DKOL	DKOL / DKOL	L=2400mm
2	048418	1	DKOL / DKOL	DKOL / DKOL	L=2430mm
2	048346	1	DKOL / DKOL	DKOL / DKOL	L=2500mm



A (Pos. 13-15)

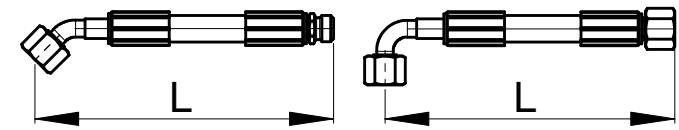
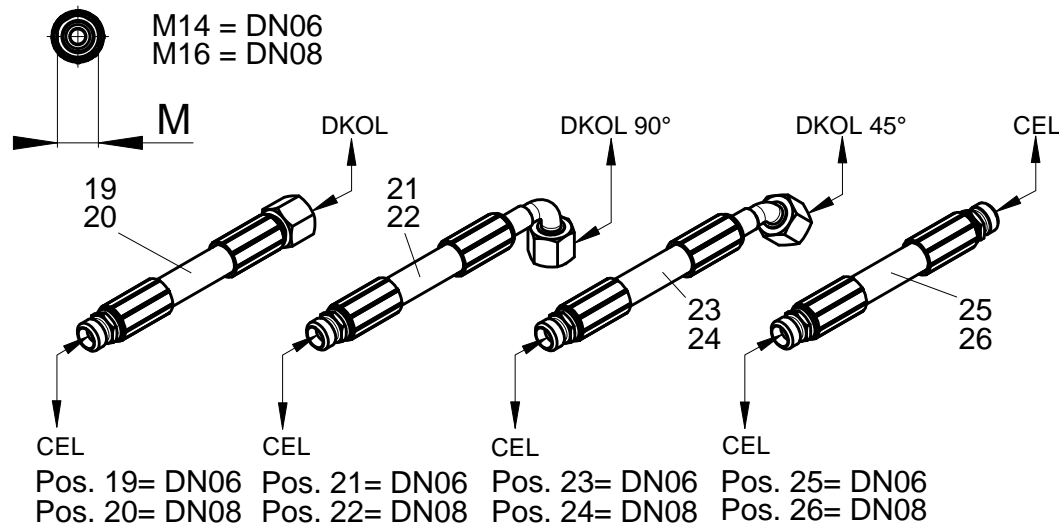
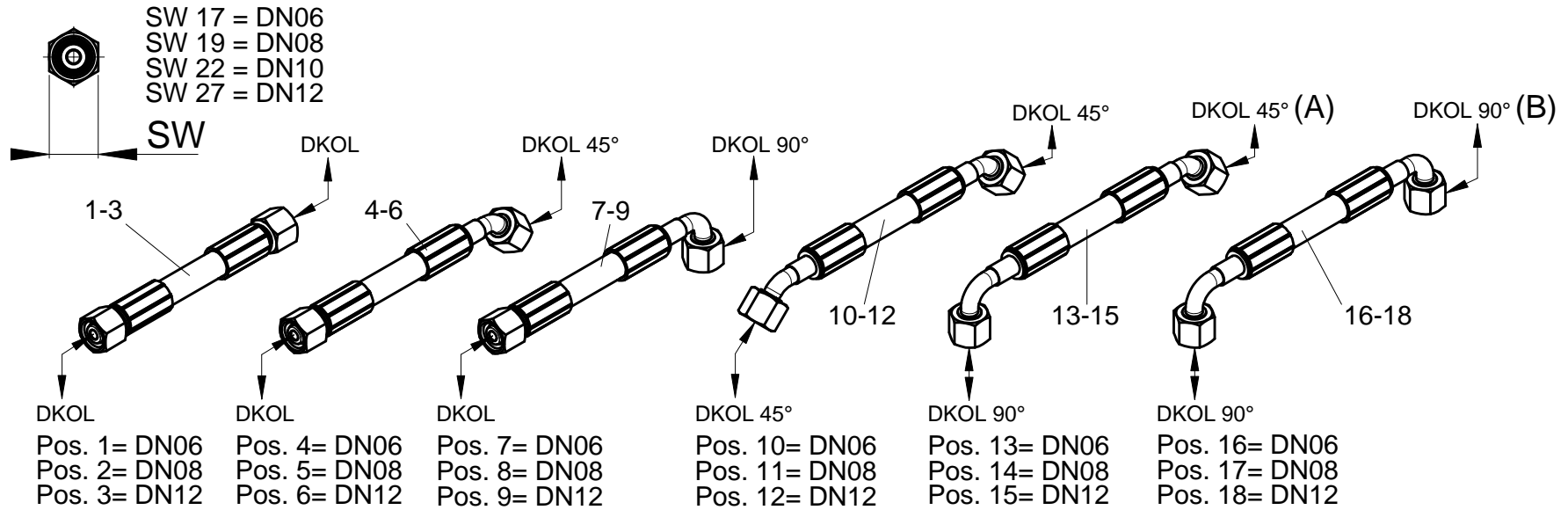


B (Pos. 16-17)

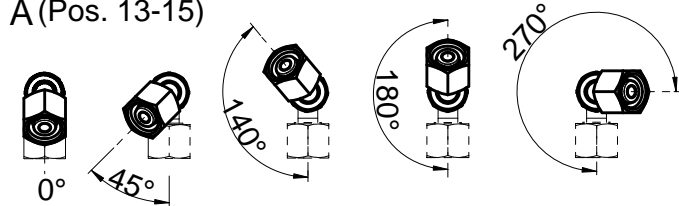




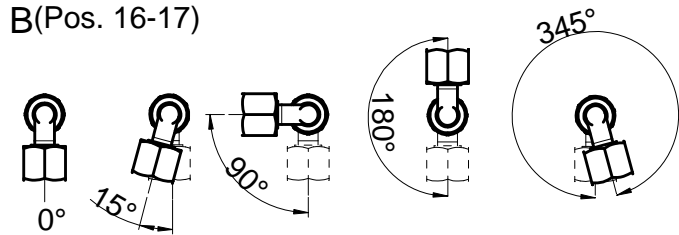
Pos.	Artikelnummer Article Number	Menge Quantity	Beschreibung	Description	Anmerkung Comment
2	048524	1	DKOL / DKOL	DKOL / DKOL	L=2600mm
2	048671	1	DKOL / DKOL	DKOL / DKOL	L=2700mm
2	048061	1	DKOL / DKOL	DKOL / DKOL	L=2750mm
2	048526	1	DKOL / DKOL	DKOL / DKOL	L=2800mm
2	049171	1	DKOL / DKOL	DKOL / DKOL	L=2950mm
2	048527	1	DKOL / DKOL	DKOL / DKOL	L=3000mm
2	048535	1	DKOL / DKOL	DKOL / DKOL	L=3100mm
2	048596	1	DKOL / DKOL	DKOL / DKOL	L=3200mm
2	049908	1	DKOL / DKOL	DKOL / DKOL	L=3220mm
2	048598	1	DKOL / DKOL	DKOL / DKOL	L=3400mm
2	048599	1	DKOL / DKOL	DKOL / DKOL	L=3600mm
2	048597	1	DKOL / DKOL	DKOL / DKOL	L=3800mm
2	048450	1	DKOL / DKOL	DKOL / DKOL	L=4000mm
2	049909	1	DKOL / DKOL	DKOL / DKOL	L=4080mm
2	048536	1	DKOL / DKOL	DKOL / DKOL	L=4100mm
2	048504	1	DKOL / DKOL	DKOL / DKOL	L=4350mm
2	048419	1	DKOL / DKOL	DKOL / DKOL	L=4400mm
2	048452	1	DKOL / DKOL	DKOL / DKOL	L=4500mm
2	048417	1	DKOL / DKOL	DKOL / DKOL	L=4580mm
2	049444	1	DKOL / DKOL	DKOL / DKOL	L=4600mm
2	048505	1	DKOL / DKOL	DKOL / DKOL	L=4650mm
2	048506	1	DKOL / DKOL	DKOL / DKOL	L=4850mm
2	048511	1	DKOL / DKOL	DKOL / DKOL	L=5000mm
2	048345	1	DKOL / DKOL	DKOL / DKOL	L=5200mm
2	048507	1	DKOL / DKOL	DKOL / DKOL	L=5400mm



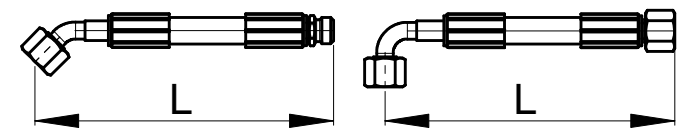
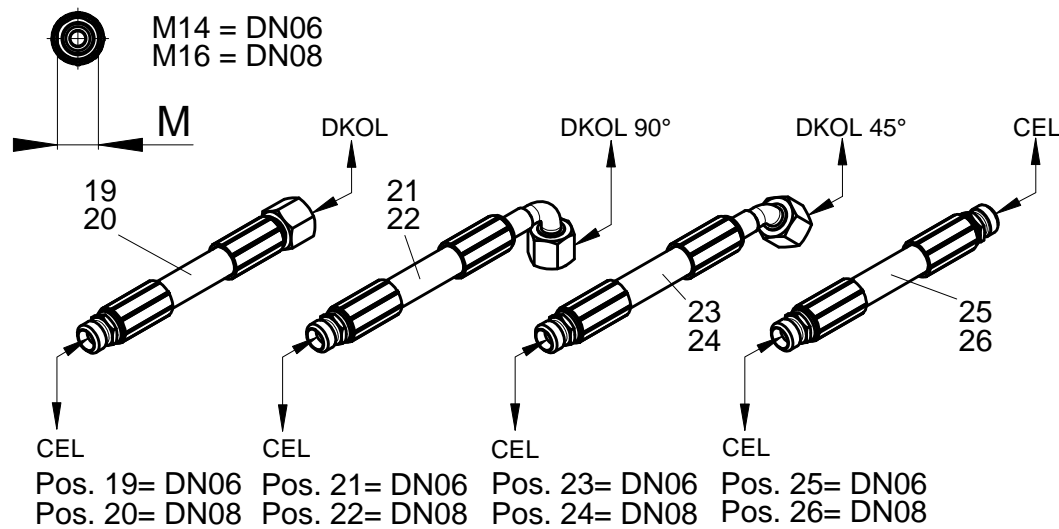
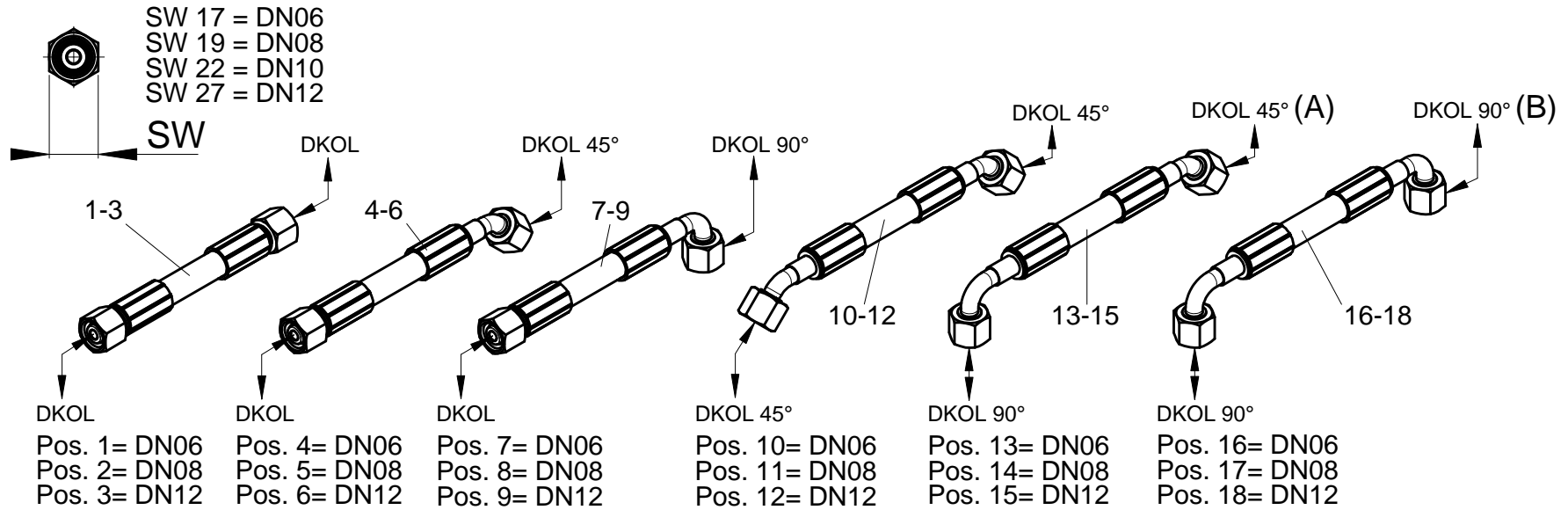
A (Pos. 13-15)



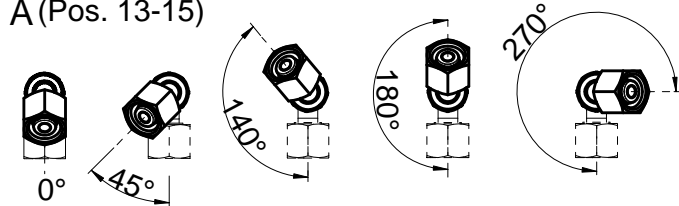
B (Pos. 16-17)



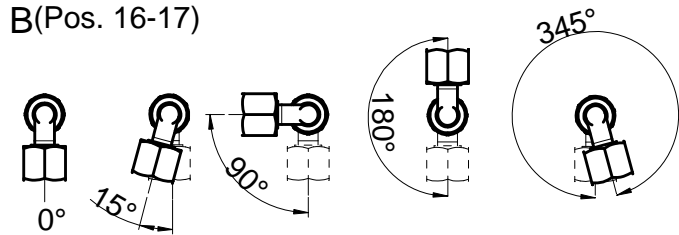
Pos.	Artikelnummer Article Number	Menge Quantity	Beschreibung	Description	Anmerkung Comment
2	049440	1	DKOL / DKOL	DKOL / DKOL	L=5600mm
2	048508	1	DKOL / DKOL	DKOL / DKOL	L=5700mm
2	049181	1	DKOL / DKOL	DKOL / DKOL	L=5850mm
2	048510	1	DKOL / DKOL	DKOL / DKOL	L=5900mm
2	049084	1	DKOL / DKOL	DKOL / DKOL	L=5950mm
2	048451	1	DKOL / DKOL	DKOL / DKOL	L=6000mm
2	049445	1	DKOL / DKOL	DKOL / DKOL	L=6100mm
2	048509	1	DKOL / DKOL	DKOL / DKOL	L=6200mm
2	049446	1	DKOL / DKOL	DKOL / DKOL	L=6300mm
2	048344	1	DKOL / DKOL	DKOL / DKOL	L=6500mm
2	048515	1	DKOL / DKOL	DKOL / DKOL	L=7100mm
2	049449	1	DKOL / DKOL	DKOL / DKOL	L=7200mm
2	048512	1	DKOL / DKOL	DKOL / DKOL	L=7400mm
2	048449	1	DKOL / DKOL	DKOL / DKOL	L=7500mm
2	048513	1	DKOL / DKOL	DKOL / DKOL	L=7700mm
2	048514	1	DKOL / DKOL	DKOL / DKOL	L=8200mm
2	049443	1	DKOL / DKOL	DKOL / DKOL	L=8300mm
2	048529	1	DKOL / DKOL	DKOL / DKOL	L=8700mm
2	049083	1	DKOL / DKOL	DKOL / DKOL	L=8850mm
2	049447	1	DKOL / DKOL	DKOL / DKOL	L=9300mm
2	049441	1	DKOL / DKOL	DKOL / DKOL	L=9600mm
2	048453	1	DKOL / DKOL	DKOL / DKOL	L=10000mm
2	048532	1	DKOL / DKOL	DKOL / DKOL	L=10800mm
2	048530	1	DKOL / DKOL	DKOL / DKOL	L=11000mm
2	048531	1	DKOL / DKOL	DKOL / DKOL	L=11700mm



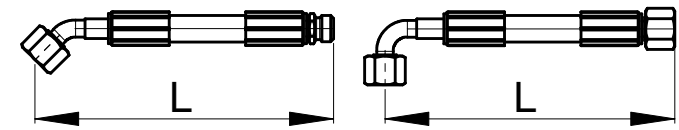
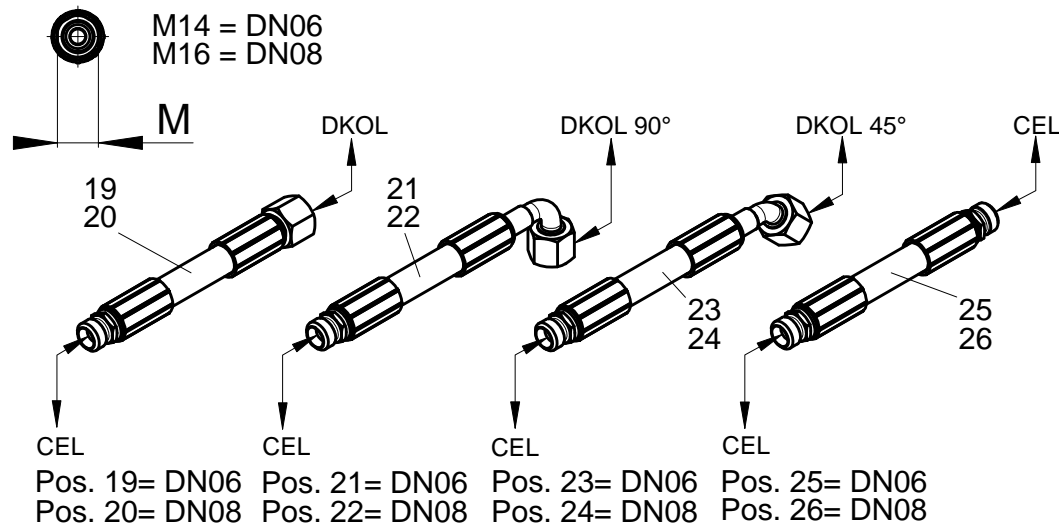
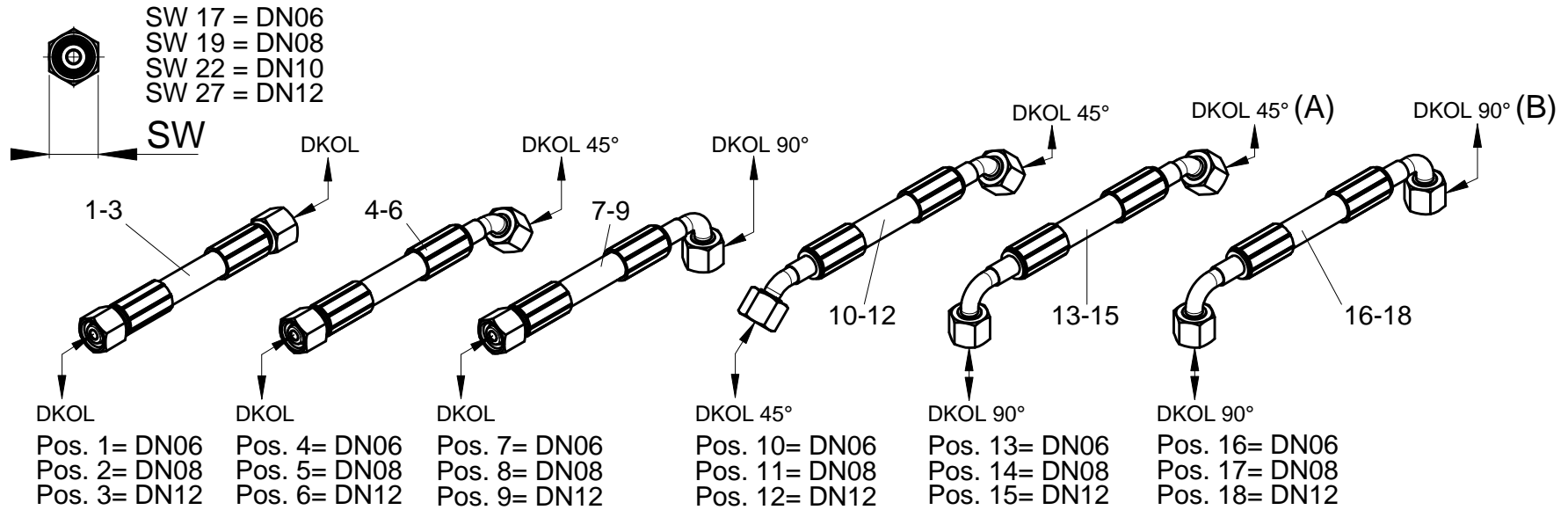
A (Pos. 13-15)



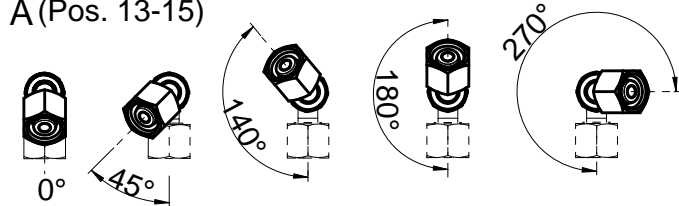
B (Pos. 16-17)



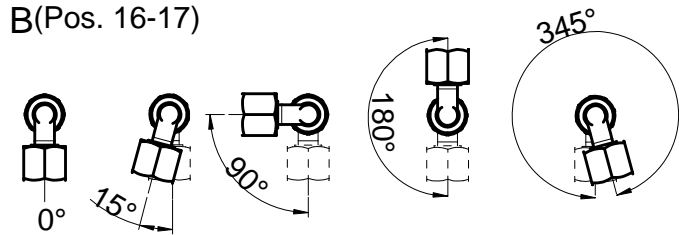
Pos.	Artikelnummer Article Number	Menge Quantity	Beschreibung	Description	Anmerkung Comment
2	049274	1	DKOL / DKOL	DKOL / DKOL	L=11800mm
2	049448	1	DKOL / DKOL	DKOL / DKOL	L=12300mm
2	049442	1	DKOL / DKOL	DKOL / DKOL	L=12600mm
2	048448	1	DKOL / DKOL	DKOL / DKOL	L=13000mm
3	049165	1	DKOL / DKOL	DKOL / DKOL	L=350mm
3	048094	1	DKOL / DKOL	DKOL / DKOL	L=850mm
3	047116	1	DKOL / DKOL	DKOL / DKOL	L=1000mm
3	048111	1	DKOL / DKOL	DKOL / DKOL	L=1100mm
3	048106	1	DKOL / DKOL	DKOL / DKOL	L=1300mm
3	049066	1	DKOL / DKOL	DKOL / DKOL	L=1400mm
3	048107	1	DKOL / DKOL	DKOL / DKOL	L=1500mm
3	048112	1	DKOL / DKOL	DKOL / DKOL	L=2000mm
3	049297	1	DKOL / DKOL	DKOL / DKOL	L=2200mm
3	049213	1	DKOL / DKOL	DKOL / DKOL	L=2400mm
3	049201	1	DKOL / DKOL	DKOL / DKOL	L=2500mm
3	049214	1	DKOL / DKOL	DKOL / DKOL	L=2700mm
3	049360	1	DKOL / DKOL	DKOL / DKOL	L=2900mm
3	049204	1	DKOL / DKOL	DKOL / DKOL	L=3000mm
3	049215	1	DKOL / DKOL	DKOL / DKOL	L=3100mm
3	049292	1	DKOL / DKOL	DKOL / DKOL	L=3150mm
3	049205	1	DKOL / DKOL	DKOL / DKOL	L=3300mm
3	049207	1	DKOL / DKOL	DKOL / DKOL	L=3600mm
3	049221	1	DKOL / DKOL	DKOL / DKOL	L=3650mm
3	049212	1	DKOL / DKOL	DKOL / DKOL	L=3900mm
3	026923	1	DKOL / DKOL	DKOL / DKOL	L=4000mm



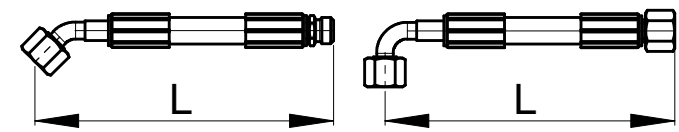
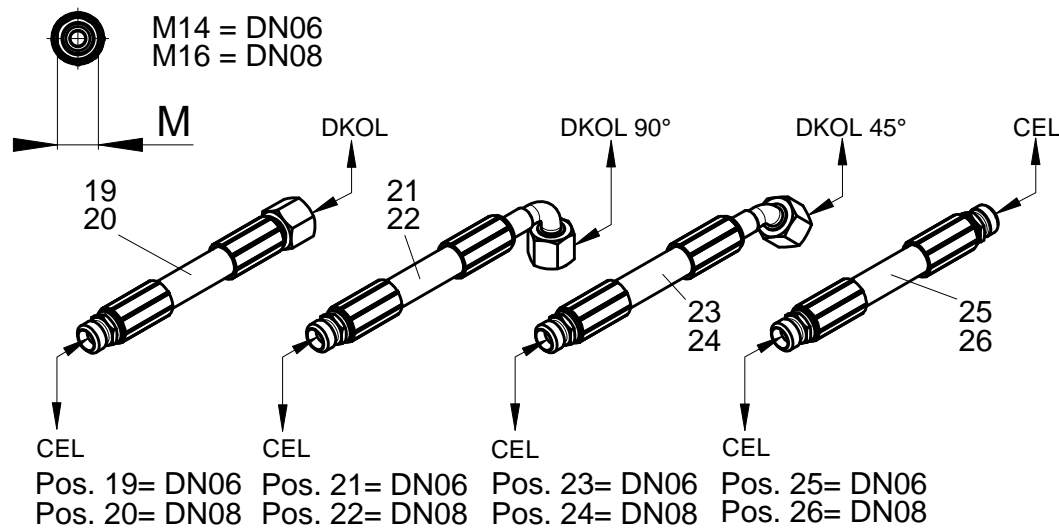
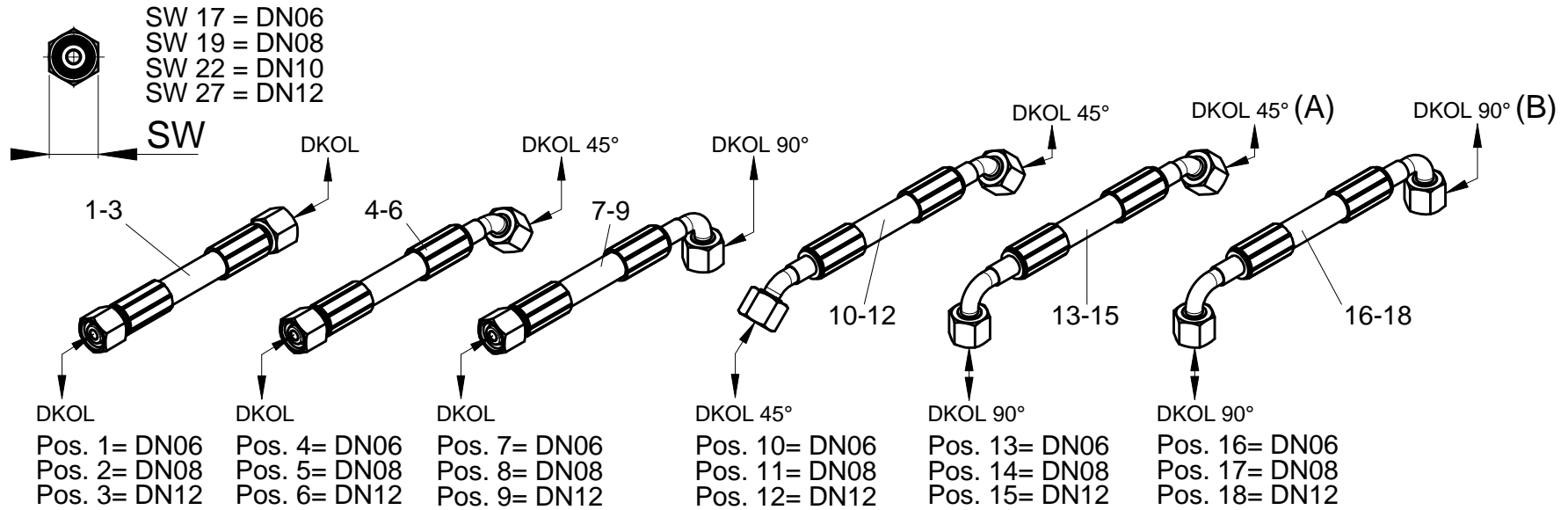
A (Pos. 13-15)



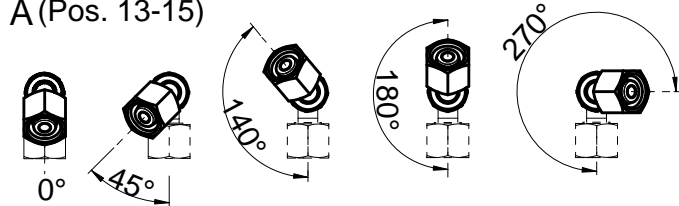
B (Pos. 16-17)



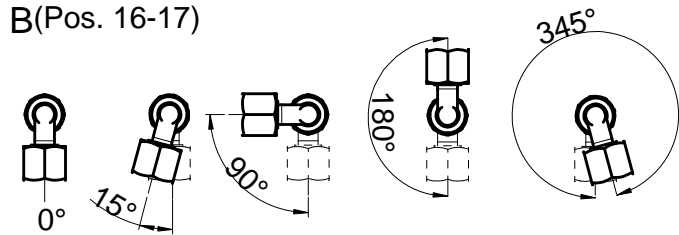
Pos.	Artikelnummer Article Number	Menge Quantity	Beschreibung	Description	Anmerkung Comment
3	026347	1	DKOL / DKOL	DKOL / DKOL	L=4575mm
4	026366	1	DKOL / DKOL45°	DKOL / DKOL45°	L=245mm
4	026850	1	DKOL / DKOL45°	DKOL / DKOL45°	L=300mm
4	026848	1	DKOL / DKOL45°	DKOL / DKOL45°	L=350mm
4	026383	1	DKOL / DKOL45°	DKOL / DKOL45°	L=450mm
4	049260	1	DKOL / DKOL45°	DKOL / DKOL45°	L=540mm
4	026869	1	DKOL / DKOL45°	DKOL / DKOL45°	L=550mm
4	026849	1	DKOL / DKOL45°	DKOL / DKOL45°	L=650mm
4	026853	1	DKOL / DKOL45°	DKOL / DKOL45°	L=800mm
4	026159	1	DKOL / DKOL45°	DKOL / DKOL45°	L=830mm
4	026308	1	DKOL / DKOL45°	DKOL / DKOL45°	L=840mm
4	049920	1	DKOL / DKOL45°	DKOL / DKOL45°	L=960mm
4	049399	1	DKOL / DKOL45°	DKOL / DKOL45°	L=1000mm
4	049934	1	DKOL / DKOL45°	DKOL / DKOL45°	L=1670mm
4	049936	1	DKOL / DKOL45°	DKOL / DKOL45°	L=3400mm
5	049870	1	DKOL / DKOL45°	DKOL / DKOL45°	L=400mm
5	047120	1	DKOL / DKOL45°	DKOL / DKOL45°	L=450mm
5	048069	1	DKOL / DKOL45°	DKOL / DKOL45°	L=520mm
5	048081	1	DKOL / DKOL45°	DKOL / DKOL45°	L=820mm
5	049849	1	DKOL / DKOL45°	DKOL / DKOL45°	L=900mm
5	048123	1	DKOL / DKOL45°	DKOL / DKOL45°	L=1000mm
5	049894	1	DKOL / DKOL45°	DKOL / DKOL45°	L=1100mm
5	049332	1	DKOL / DKOL45°	DKOL / DKOL45°	L=1800mm
5	049937	1	DKOL / DKOL45°	DKOL / DKOL45°	L=3250mm
5	049267	1	DKOL / DKOL45°	DKOL / DKOL45°	L=3450mm



A (Pos. 13-15)

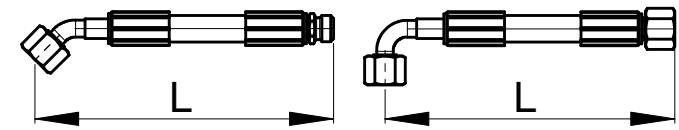
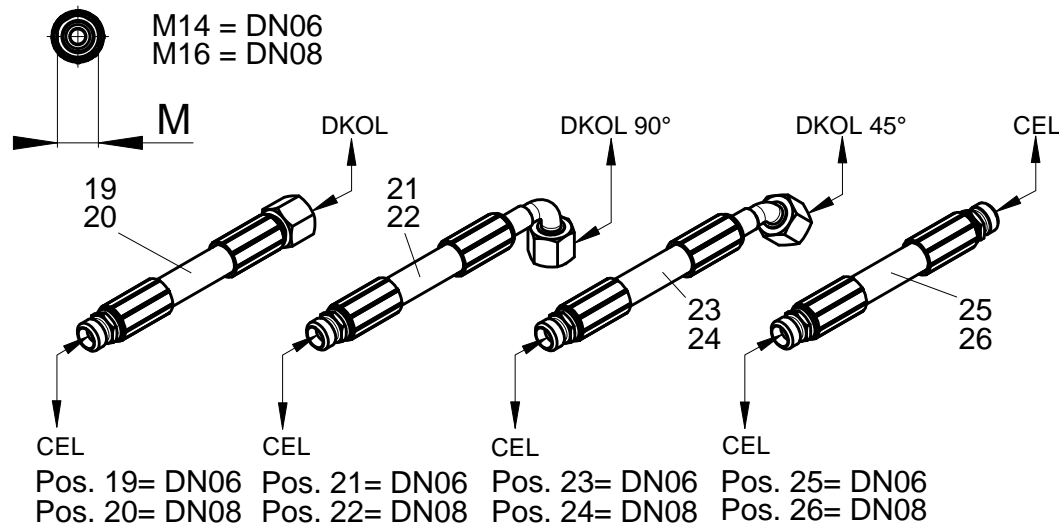
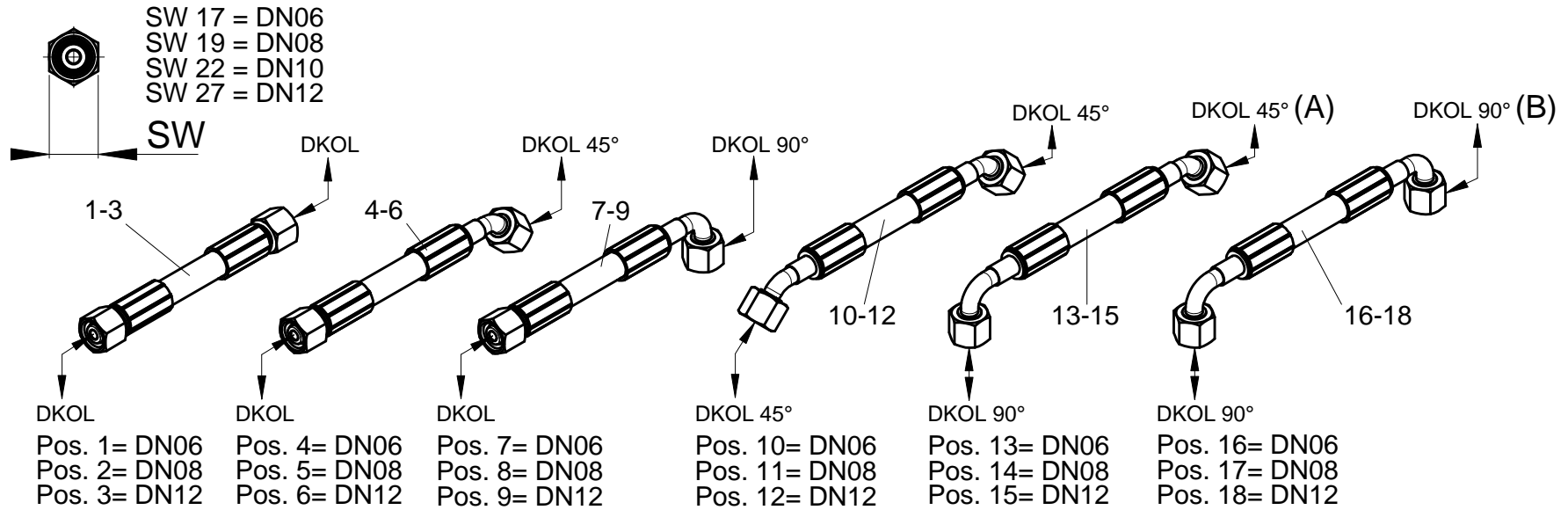


B (Pos. 16-17)

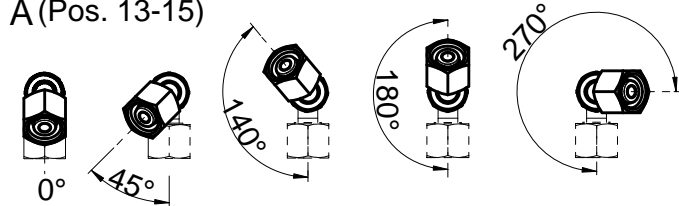




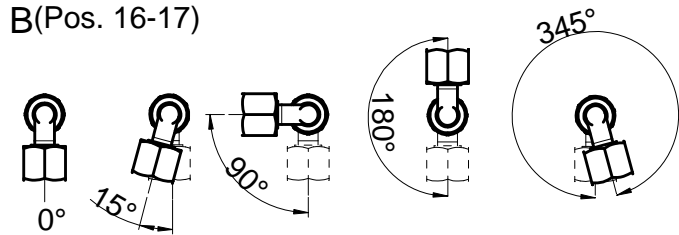
Pos.	Artikelnummer Article Number	Menge Quantity	Beschreibung	Description	Anmerkung Comment
5	049368	1	DKOL / DKOL45°	DKOL / DKOL45°	L=4400mm
5	049224	1	DKOL / DKOL45°	DKOL / DKOL45°	L=4850mm
5	049225	1	DKOL / DKOL45°	DKOL / DKOL45°	L=5500mm
5	049226	1	DKOL / DKOL45°	DKOL / DKOL45°	L=6100mm
5	049227	1	DKOL / DKOL45°	DKOL / DKOL45°	L=6700mm
5	049228	1	DKOL / DKOL45°	DKOL / DKOL45°	L=7600mm
5	049229	1	DKOL / DKOL45°	DKOL / DKOL45°	L=9100mm
6	026343	1	DKOL / DKOL45°	DKOL / DKOL45°	L=400mm
6	026791	1	DKOL / DKOL45°	DKOL / DKOL45°	L=850mm
6	026345	1	DKOL / DKOL45°	DKOL / DKOL45°	L=960mm
6	026344	1	DKOL / DKOL45°	DKOL / DKOL45°	L=1040mm
6	026792	1	DKOL / DKOL45°	DKOL / DKOL45°	L=1300mm
6	049468	1	DKOL / DKOL45°	DKOL / DKOL45°	L=1700mm
6	026356	1	DKOL / DKOL45°	DKOL / DKOL45°	L=5500mm
6	026942	1	DKOL / DKOL45°	DKOL / DKOL45°	L=6200mm
7	049261	1	DKOL / DKOL90°	DKOL / DKOL90°	L=200mm
7	049290	1	DKOL / DKOL90°	DKOL / DKOL90°	L=210mm
7	026429	1	DKOL / DKOL90°	DKOL / DKOL90°	L=220mm
7	049184	1	DKOL / DKOL90°	DKOL / DKOL90°	L=250mm
7	049258	1	DKOL / DKOL90°	DKOL / DKOL90°	L=260mm
7	026363	1	DKOL / DKOL90°	DKOL / DKOL90°	L=270mm
7	026426	1	DKOL / DKOL90°	DKOL / DKOL90°	L=300mm
7	049277	1	DKOL / DKOL90°	DKOL / DKOL90°	L=310mm
7	026161	1	DKOL / DKOL90°	DKOL / DKOL90°	L=330mm
7	026386	1	DKOL / DKOL90°	DKOL / DKOL90°	L=350mm



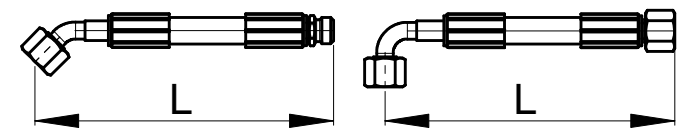
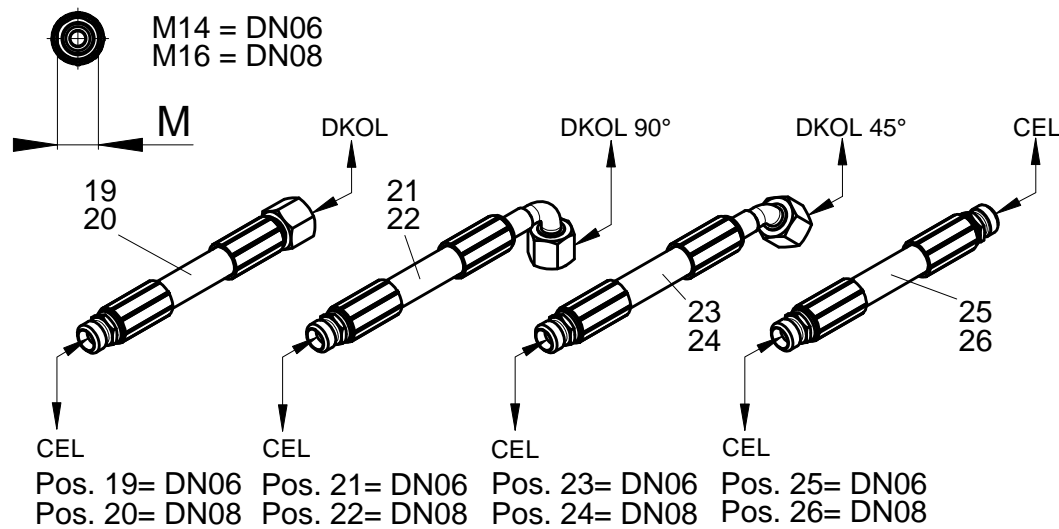
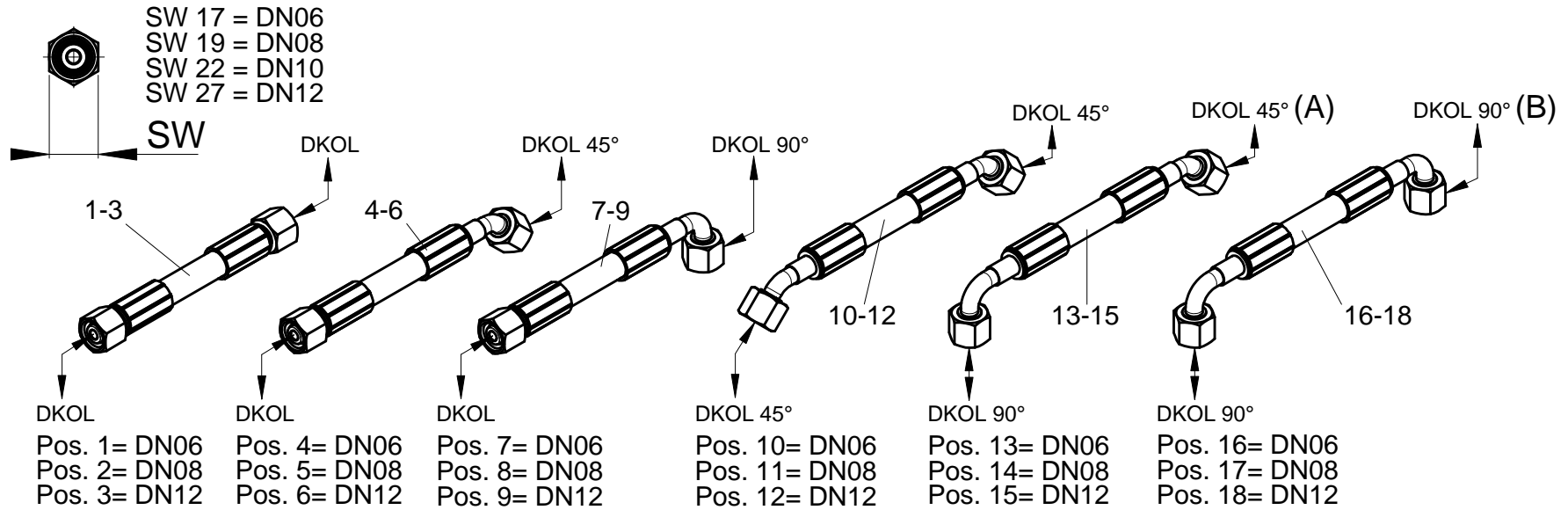
A (Pos. 13-15)



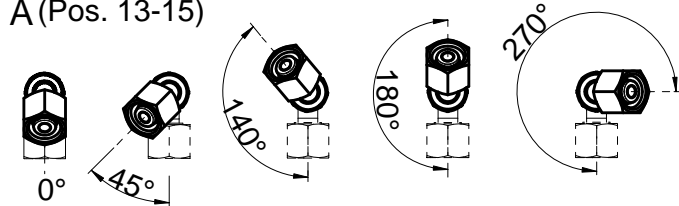
B (Pos. 16-17)



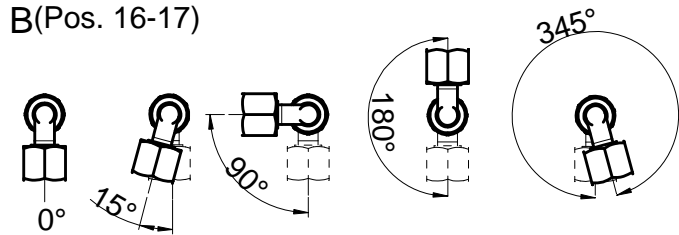
Pos.	Artikelnummer Article Number	Menge Quantity	Beschreibung	Description	Anmerkung Comment
7	026385	1	Hydraulikschlauch	Hydraulic tube	L=400mm
7	026158	1	DKOL / DKOL90°	DKOL / DKOL90°	L=405mm
7	026332	1	DKOL / DKOL90°	DKOL / DKOL90°	L=480mm
7	026033	2	Hydraulikschlauch 2SC-DN06-DKOL-DKOL90-500	Hydraulic tube 2SC-DN06-DKOL-DKOL90-500	L=500mm
7	049496	1	DKOL / DKOL90°	DKOL / DKOL90°	L=520mm
7	026330	1	DKOL / DKOL90°	DKOL / DKOL90°	L=530mm
7	049497	1	DKOL / DKOL90°	DKOL / DKOL90°	L=540mm
7	026827	1	DKOL / DKOL90°	DKOL / DKOL90°	L=550mm
7	026851	1	DKOL / DKOL90°	DKOL / DKOL90°	L=600mm
7	049477	1	DKOL / DKOL90°	DKOL / DKOL90°	L=610mm
7	049265	1	DKOL / DKOL90°	DKOL / DKOL90°	L=640mm
7	049475	1	DKOL / DKOL90°	DKOL / DKOL90°	L=650mm
7	026150	1	DKOL / DKOL90°	DKOL / DKOL90°	L=670mm
7	049264	1	DKOL / DKOL90°	DKOL / DKOL90°	L=680mm
7	026107	1	DKOL / DKOL90°	DKOL / DKOL90°	L=700mm
7	026929	1	DKOL / DKOL90°	DKOL / DKOL90°	L=750mm
7	049606	1	DKOL / DKOL90°	DKOL / DKOL90°	L=780mm
7	026362	1	DKOL / DKOL90°	DKOL / DKOL90°	L=800mm
7	049263	1	DKOL / DKOL90°	DKOL / DKOL90°	L=810mm
7	049180	1	DKOL / DKOL90°	DKOL / DKOL90°	L=850mm
7	049301	1	DKOL / DKOL90°	DKOL / DKOL90°	L=900mm
7	026360	1	DKOL / DKOL90°	DKOL / DKOL90°	L=950mm
7	026232	1	DKOL / DKOL90°	DKOL / DKOL90°	L=1000mm
7	026358	1	DKOL / DKOL90°	DKOL / DKOL90°	L=1040mm
7	049359	1	DKOL / DKOL90°	DKOL / DKOL90°	L=1050mm



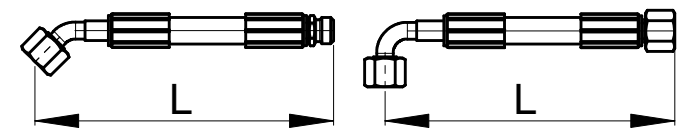
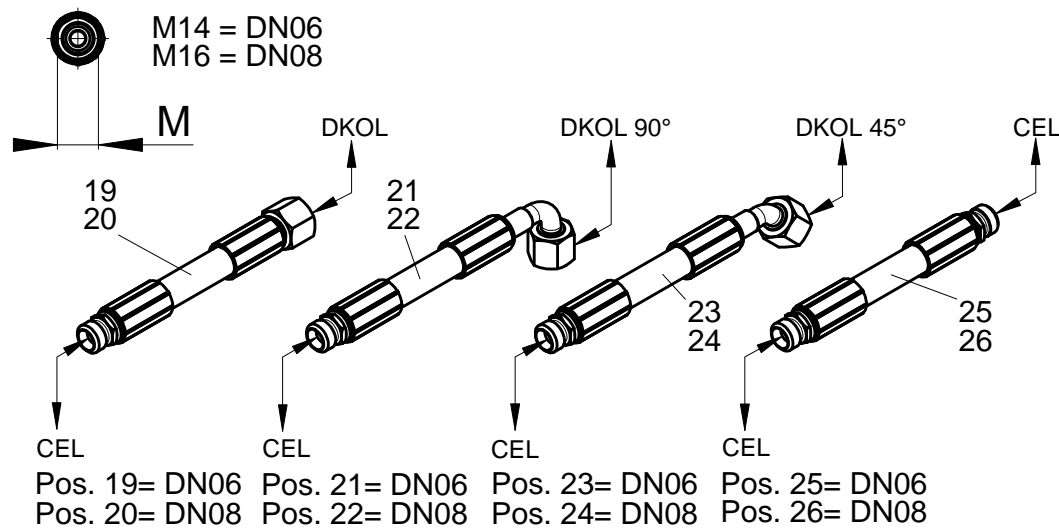
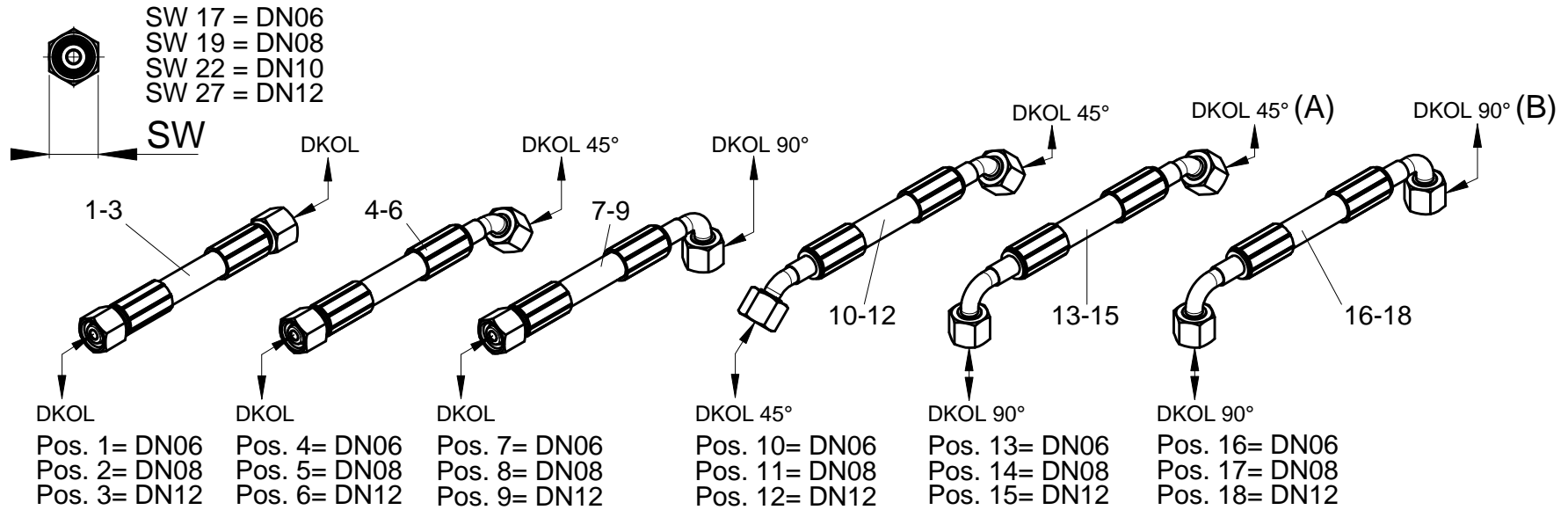
A (Pos. 13-15)



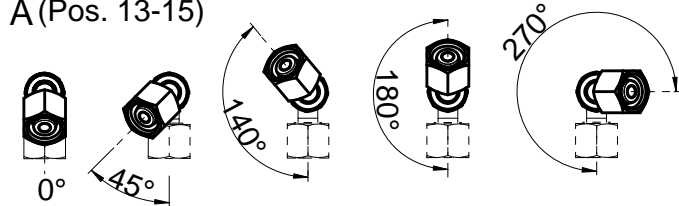
B (Pos. 16-17)



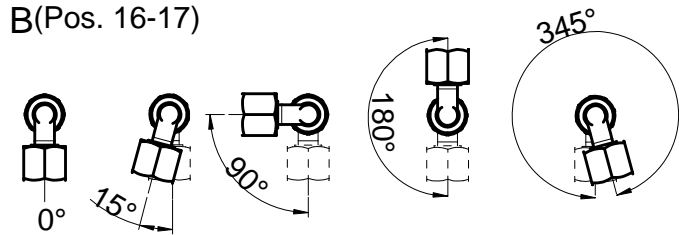
Pos.	Artikelnummer Article Number	Menge Quantity	Beschreibung	Description	Anmerkung Comment
7	026326	1	DKOL / DKOL90°	DKOL / DKOL90°	L=1085mm
7	026425	1	DKOL / DKOL90°	DKOL / DKOL90°	L=1100mm
7	026830	1	DKOL / DKOL90°	DKOL / DKOL90°	L=1160mm
7	049193	1	DKOL / DKOL90°	DKOL / DKOL90°	L=1250mm
7	026111	1	DKOL / DKOL90°	DKOL / DKOL90°	L=1300mm
7	026361	1	DKOL / DKOL90°	DKOL / DKOL90°	L=1400mm
7	026993	2	2SC-DN06-DKOL-DKOL90°-1500	2SC-DN06-DKOL-DKOL90°-1500	L=1500mm
7	026875	1	DKOL / DKOL90°	DKOL / DKOL90°	L=1550mm
7	026311	1	DKOL / DKOL90°	DKOL / DKOL90°	L=1600mm
7	049303	1	DKOL / DKOL90°	DKOL / DKOL90°	L=1700mm
7	026427	1	DKOL / DKOL90°	DKOL / DKOL90°	L=1750mm
7	047021	1	DKOL / DKOL90°	DKOL / DKOL90°	L=1800mm
7	049358	1	DKOL / DKOL90°	DKOL / DKOL90°	L=1900mm
7	047019	1	DKOL / DKOL90°	DKOL / DKOL90°	L=1950mm
7	047026	1	DKOL / DKOL90°	DKOL / DKOL90°	L=2000mm
7	026368	1	DKOL / DKOL90°	DKOL / DKOL90°	L=2200mm
7	047027	1	DKOL / DKOL90°	DKOL / DKOL90°	L=2400mm
7	026230	1	DKOL / DKOL90°	DKOL / DKOL90°	L=2500mm
7	047022	1	DKOL / DKOL90°	DKOL / DKOL90°	L=2600mm
7	048617	1	DKOL / DKOL90°	DKOL / DKOL90°	L=2650mm
7	047029	1	DKOL / DKOL90°	DKOL / DKOL90°	L=2700mm
7	047030	1	DKOL / DKOL90°	DKOL / DKOL90°	L=2800mm
7	048616	1	DKOL / DKOL90°	DKOL / DKOL90°	L=2900mm
7	047025	1	DKOL / DKOL90°	DKOL / DKOL90°	L=3150mm
7	047024	1	DKOL / DKOL90°	DKOL / DKOL90°	L=3250mm



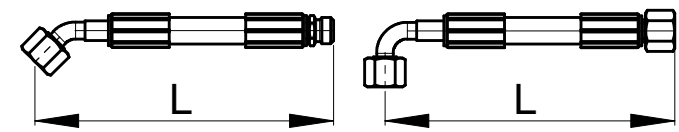
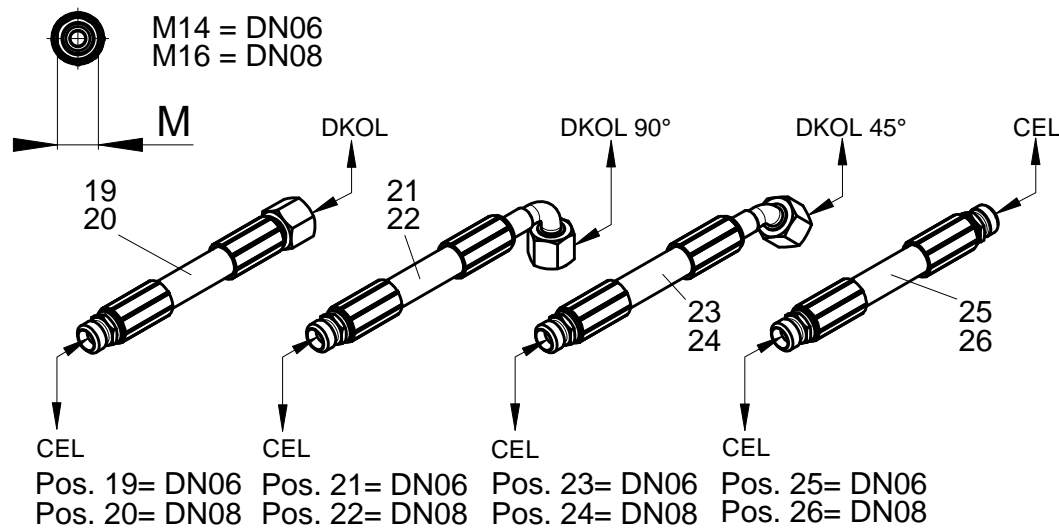
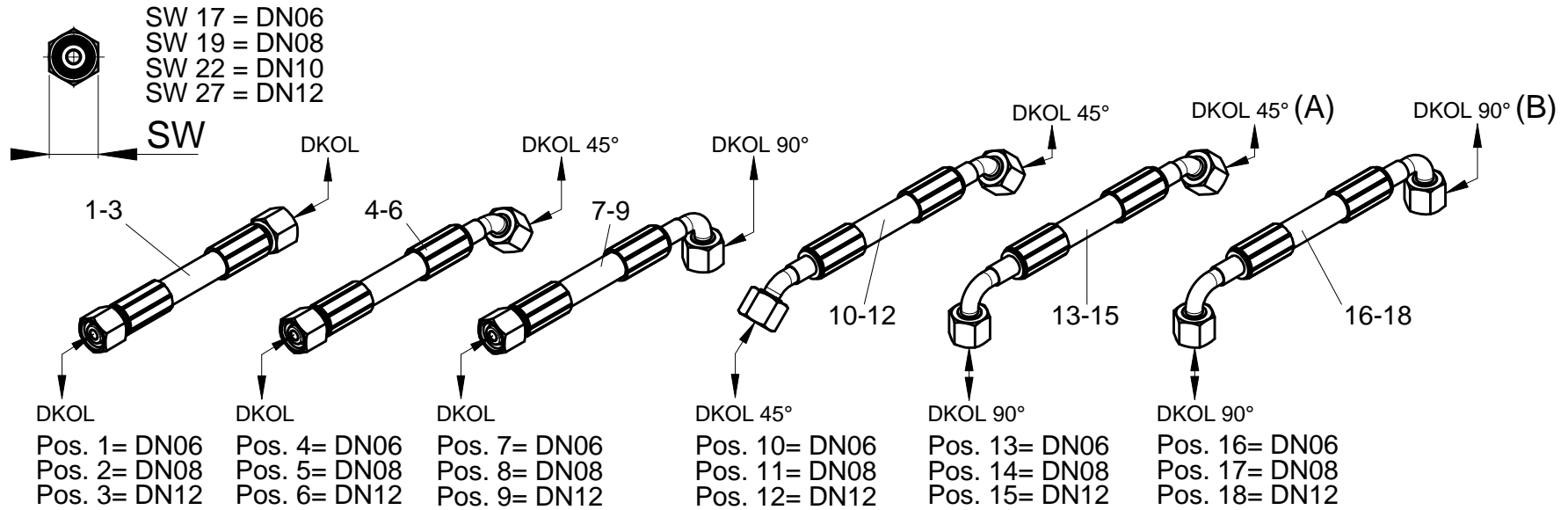
A (Pos. 13-15)



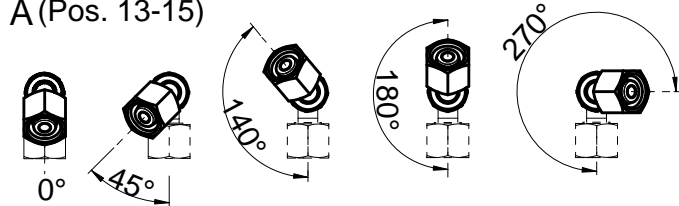
B (Pos. 16-17)



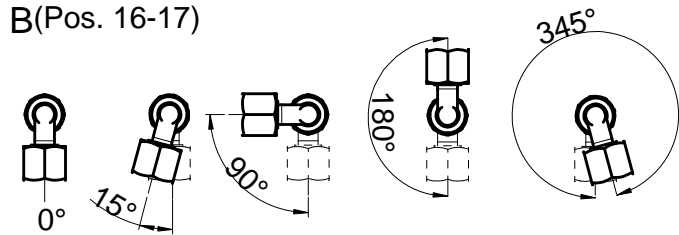
Pos.	Artikelnummer Article Number	Menge Quantity	Beschreibung	Description	Anmerkung Comment
7	047031	1	DKOL / DKOL90°	DKOL / DKOL90°	L=3400mm
7	047028	1	DKOL / DKOL90°	DKOL / DKOL90°	L=3550mm
7	047020	1	DKOL / DKOL90°	DKOL / DKOL90°	L=3600mm
7	047023	1	DKOL / DKOL90°	DKOL / DKOL90°	L=3750mm
7	049398	1	DKOL / DKOL90°	DKOL / DKOL90°	L=3800mm
7	047114	1	DKOL / DKOL90°	DKOL / DKOL90°	L=4000mm
7	047032	1	DKOL / DKOL90°	DKOL / DKOL90°	L=4900mm
7	026369	1	DKOL / DKOL90°	DKOL / DKOL90°	L=6700mm
8	049871	1	DKOL / DKOL90°	DKOL / DKOL90°	L=300mm
8	048374	1	DKOL / DKOL90°	DKOL / DKOL90°	L=340mm
8	049895	1	DKOL / DKOL90°	DKOL / DKOL90°	L=500mm
8	049262	1	DKOL / DKOL90°	DKOL / DKOL90°	L=510mm
8	048068	1	DKOL / DKOL90°	DKOL / DKOL90°	L=640mm
8	048064	1	DKOL / DKOL90°	DKOL / DKOL90°	L=770mm
8	026867	1	DKOL / DKOL90°	DKOL / DKOL90°	L=850mm
8	048128	1	DKOL / DKOL90°	DKOL / DKOL90°	L=900mm
8	049889	1	DKOL / DKOL90°	DKOL / DKOL90°	L=1100mm
8	049781	1	DKOL / DKOL90°	DKOL / DKOL90°	L=1300mm
8	048065	1	DKOL / DKOL90°	DKOL / DKOL90°	L=1330mm
8	049903	1	DKOL / DKOL90°	DKOL / DKOL90°	L=1360mm
8	049780	1	DKOL / DKOL90°	DKOL / DKOL90°	L=1400mm
8	049904	1	DKOL / DKOL90°	DKOL / DKOL90°	L=1420mm
8	049932	1	DKOL / DKOL90°	DKOL / DKOL90°	L=1800mm
8	049900	1	DKOL / DKOL90°	DKOL / DKOL90°	L=1900mm
8	049466	1	DKOL / DKOL90°	DKOL / DKOL90°	L=2000mm



A (Pos. 13-15)

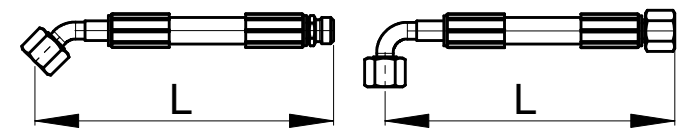
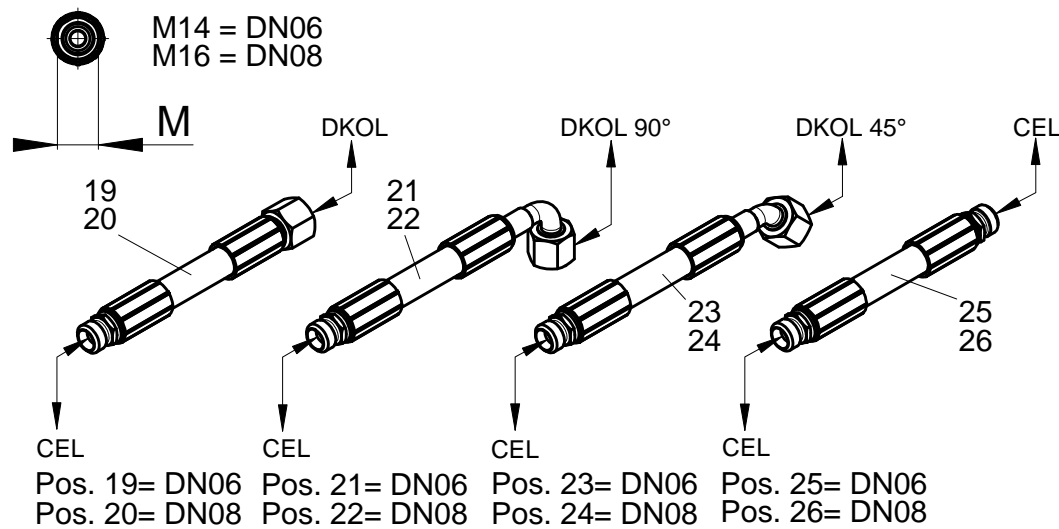
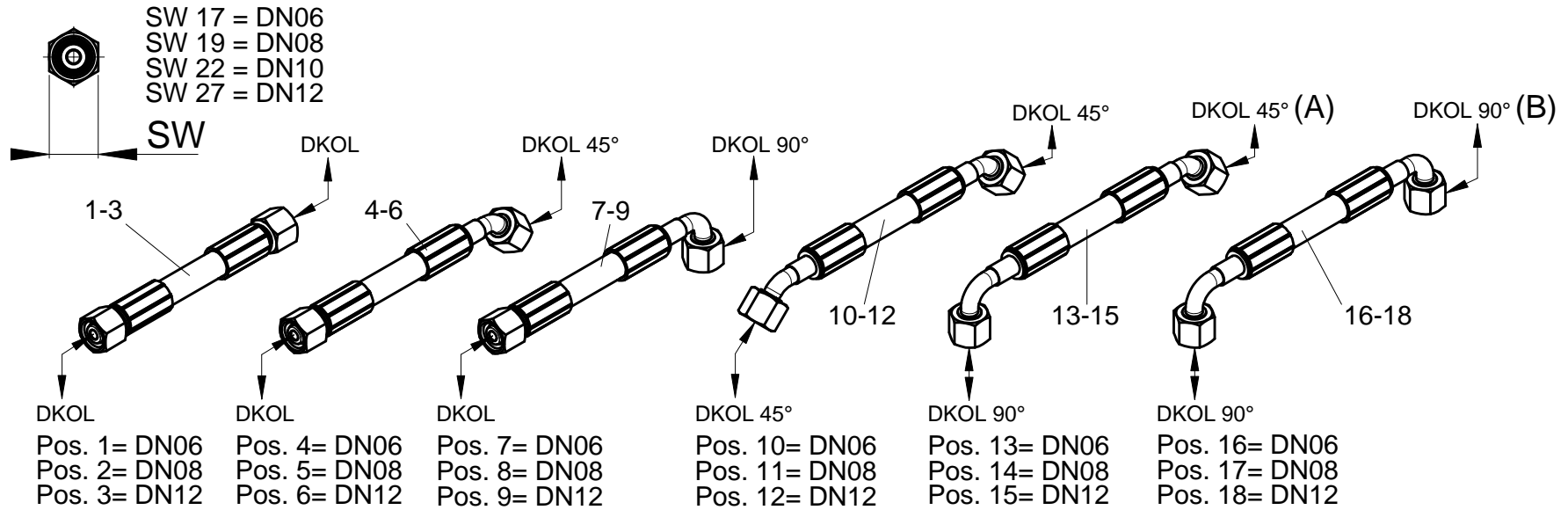


B (Pos. 16-17)

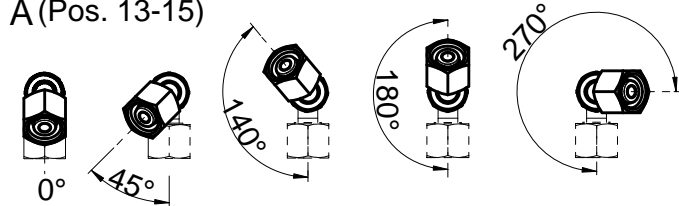




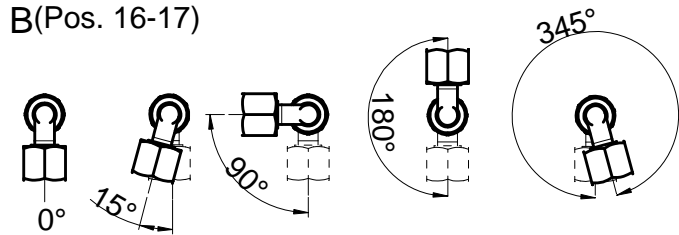
Pos.	Artikelnummer Article Number	Menge Quantity	Beschreibung	Description	Anmerkung Comment
8	049901	1	DKOL / DKOL90°	DKOL / DKOL90°	L=2100mm
8	049902	1	DKOL / DKOL90°	DKOL / DKOL90°	L=2120mm
8	049923	1	DKOL / DKOL90°	DKOL / DKOL90°	L=2250mm
8	049926	1	DKOL / DKOL90°	DKOL / DKOL90°	L=2300mm
8	049924	1	DKOL / DKOL90°	DKOL / DKOL90°	L=2400mm
8	049930	1	DKOL / DKOL90°	DKOL / DKOL90°	L=2600mm
8	049791	1	DKOL / DKOL90°	DKOL / DKOL90°	L=2650mm
8	049788	1	DKOL / DKOL90°	DKOL / DKOL90°	L=2700mm
8	049935	1	DKOL / DKOL90°	DKOL / DKOL90°	L=2800mm
8	049787	1	DKOL / DKOL90°	DKOL / DKOL90°	L=2900mm
8	049784	1	DKOL / DKOL90°	DKOL / DKOL90°	L=2950mm
8	026464	1	DKOL / DKOL90°	DKOL / DKOL90°	L=3000mm
8	049785	1	DKOL / DKOL90°	DKOL / DKOL90°	L=3100mm
8	049912	1	DKOL / DKOL90°	DKOL / DKOL90°	L=3250mm
8	049699	1	DKOL / DKOL90°	DKOL / DKOL90°	L=3400mm
8	049778	1	DKOL / DKOL90°	DKOL / DKOL90°	L=3500mm
8	049777	1	DKOL / DKOL90°	DKOL / DKOL90°	L=3650mm
9	049166	1	DKOL / DKOL90°	DKOL / DKOL90°	L=350mm
9	026339	1	DKOL / DKOL90°	DKOL / DKOL90°	L=655mm
9	049218	1	DKOL / DKOL90°	DKOL / DKOL90°	L=850mm
9	026457	1	DKOL / DKOL90°	DKOL / DKOL90°	L=1000mm
9	026809	1	DKOL / DKOL90°	DKOL / DKOL90°	L=1240mm
9	049467	1	DKOL / DKOL90°	DKOL / DKOL90°	L=2100mm
9	049293	1	DKOL / DKOL90°	DKOL / DKOL90°	L=2150mm
9	049230	1	DKOL / DKOL90°	DKOL / DKOL90°	L=2350mm



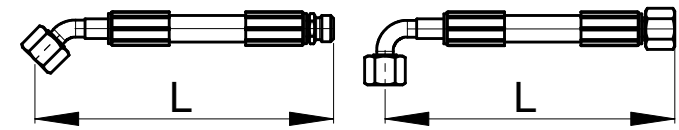
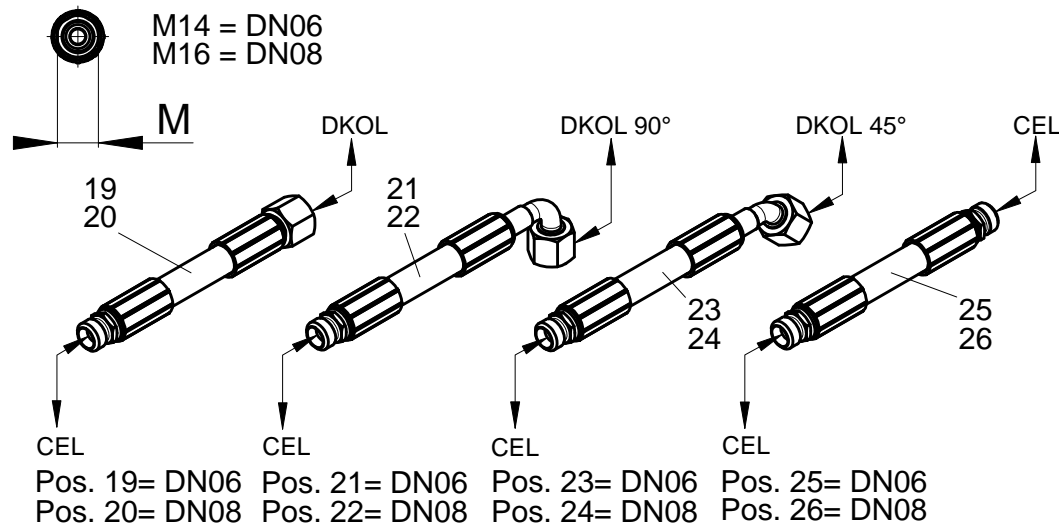
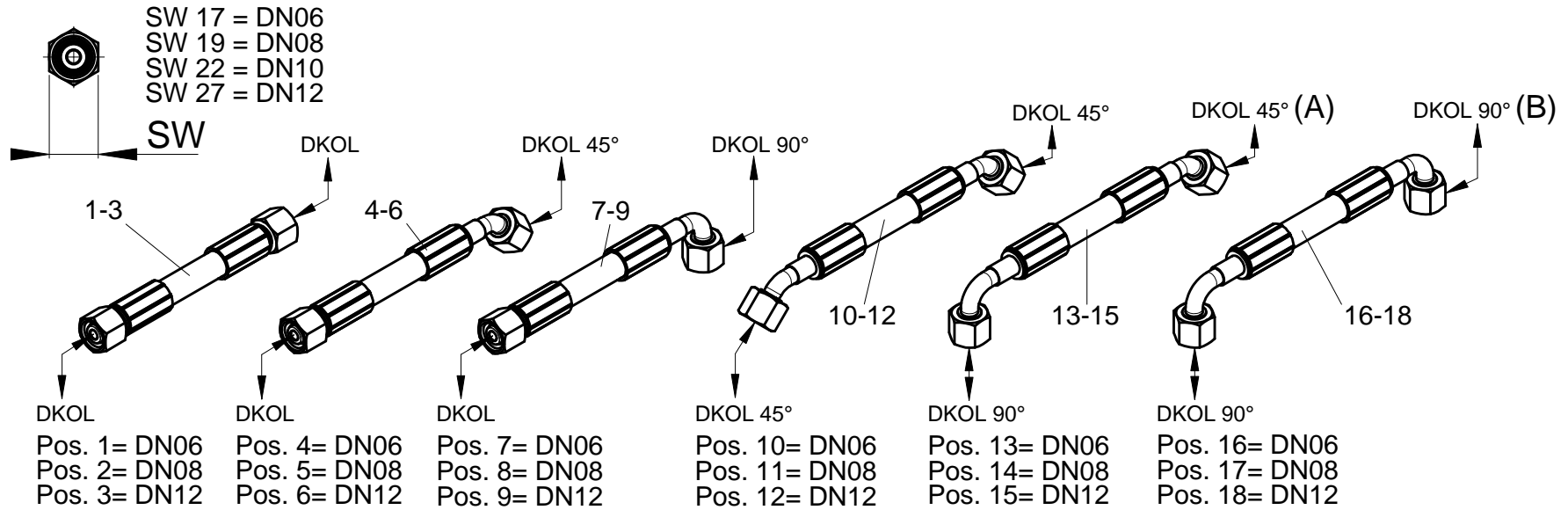
A (Pos. 13-15)



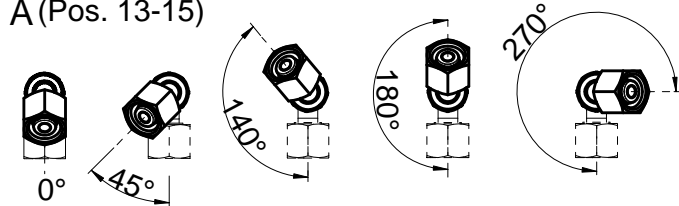
B (Pos. 16-17)



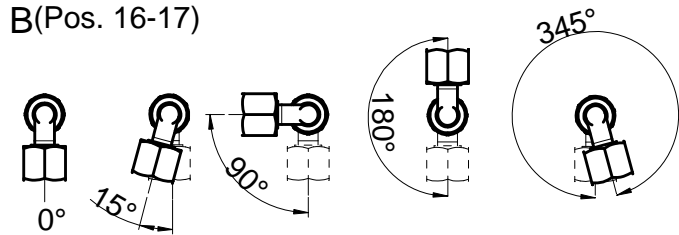
Pos.	Artikelnummer Article Number	Menge Quantity	Beschreibung	Description	Anmerkung Comment
9	049209	1	DKOL / DKOL90°	DKOL / DKOL90°	L=2400mm
9	049202	1	DKOL / DKOL90°	DKOL / DKOL90°	L=2500mm
9	049210	1	DKOL / DKOL90°	DKOL / DKOL90°	L=2700mm
9	049203	1	DKOL / DKOL90°	DKOL / DKOL90°	L=2800mm
9	049216	1	DKOL / DKOL90°	DKOL / DKOL90°	L=3100mm
9	049222	1	DKOL / DKOL90°	DKOL / DKOL90°	L=3150mm
9	049206	1	DKOL / DKOL90°	DKOL / DKOL90°	L=3300mm
9	049269	1	DKOL / DKOL90°	DKOL / DKOL90°	L=3350mm
9	049217	1	DKOL / DKOL90°	DKOL / DKOL90°	L=3600mm
9	049211	1	DKOL / DKOL90°	DKOL / DKOL90°	L=3900mm
10	026163	1	DKOL45° / DKOL45°	DKOL45° / DKOL45°	L=540mm
10	026310	1	DKOL45° / DKOL45°	DKOL45° / DKOL45°	L=600mm
10	026992	1	DKOL45° / DKOL45°	DKOL45° / DKOL45°	L=650mm
10	049273	1	DKOL45° / DKOL45°	DKOL45° / DKOL45°	L=700mm
10	049283	1	DKOL45° / DKOL45°	DKOL45° / DKOL45°	L=960mm
10	026164	1	DKOL45° / DKOL45°	DKOL45° / DKOL45°	L=1600mm
11	048060	1	DKOL45° / DKOL45°	DKOL45° / DKOL45°	L=650mm
11	049282	1	DKOL45° / DKOL45°	DKOL45° / DKOL45°	L=1000mm
11	049933	1	DKOL45° / DKOL45°	DKOL45° / DKOL45°	L=6200mm
12	049876	1	DKOL45° / DKOL45°	DKOL45° / DKOL45°	L=600mm
13	049611	1	DKOL90° / DKOL45°	DKOL90° / DKOL45°	L=480mm
13	049483	1	DKOL90° / DKOL45°	DKOL90° / DKOL45°	"L=500mm; A=180°"
13	049487	1	DKOL90° / DKOL45°	DKOL90° / DKOL45°	L=510mm
13	026327	1	DKOL90° / DKOL45°	DKOL90° / DKOL45°	L=520mm
13	049604	1	DKOL90° / DKOL45°	DKOL90° / DKOL45°	L=560mm



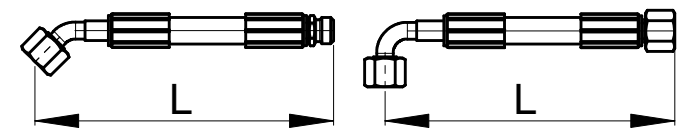
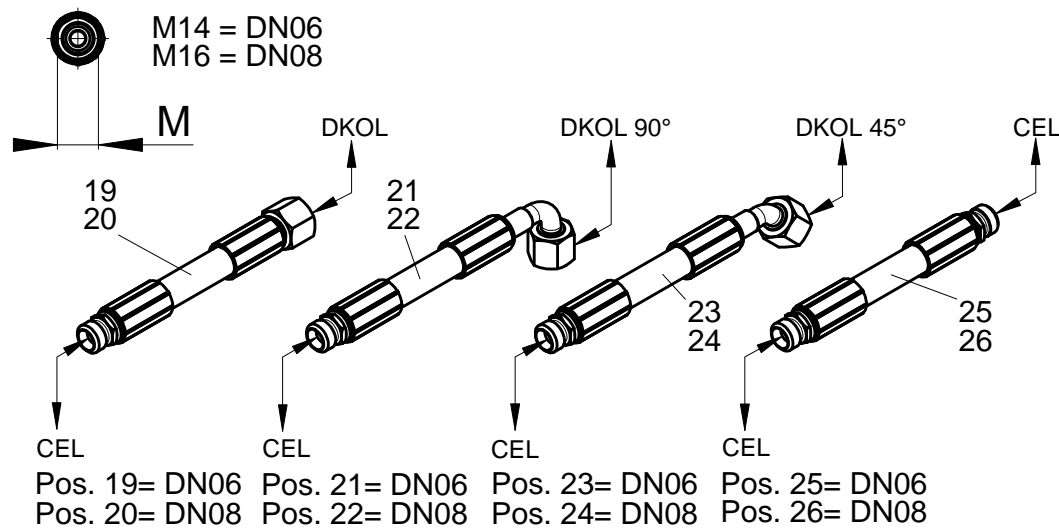
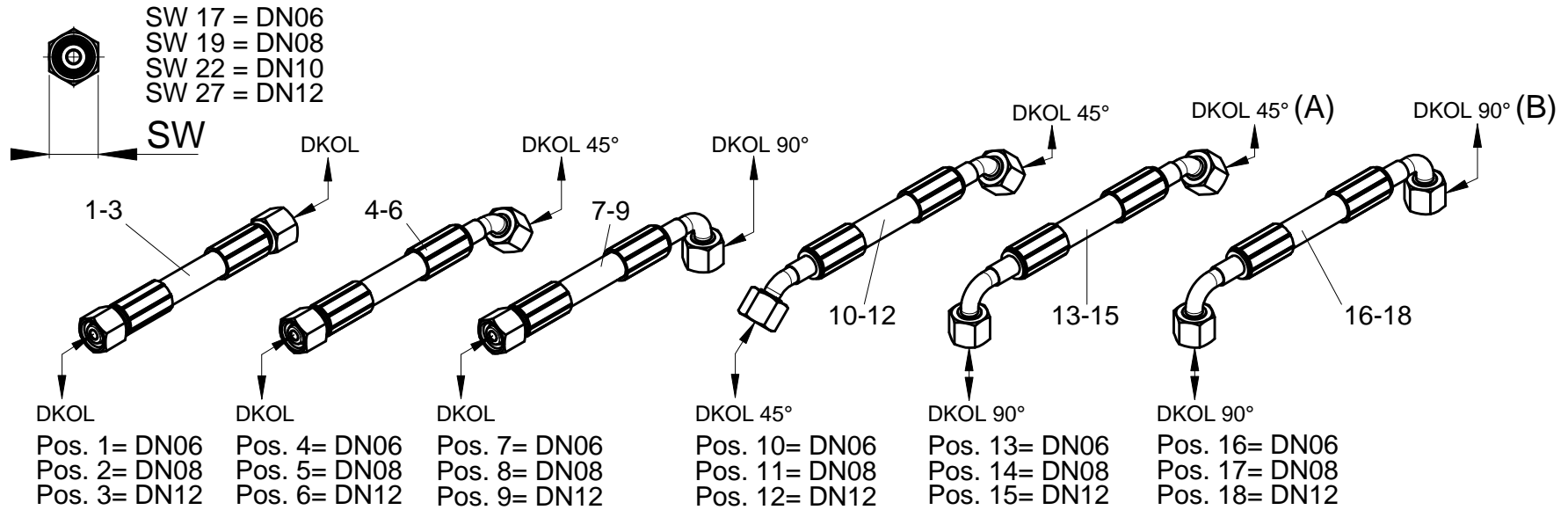
A (Pos. 13-15)



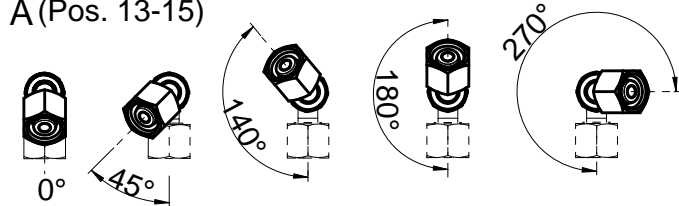
B (Pos. 16-17)



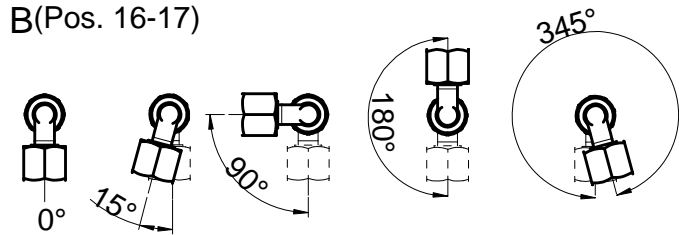
Pos.	Artikelnummer Article Number	Menge Quantity	Beschreibung	Description	Anmerkung Comment
13	049478	1	DKOL90° / DKOL45°	DKOL90° / DKOL45°	"L=650mm; A=180°"
13	026152	1	DKOL90° / DKOL45°	DKOL90° / DKOL45°	L=700mm
13	049255	1	DKOL90° / DKOL45°	DKOL90° / DKOL45°	L=850mm
13	026153	1	DKOL90° / DKOL45°	DKOL90° / DKOL45°	L=900mm
13	047090	1	DKOL90° / DKOL45°	DKOL90° / DKOL45°	L=1150mm
13	047091	1	DKOL90° / DKOL45°	DKOL90° / DKOL45°	L=1250mm
13	047092	1	DKOL90° / DKOL45°	DKOL90° / DKOL45°	L=1300mm
13	047093	1	DKOL90° / DKOL45°	DKOL90° / DKOL45°	L=1450mm
13	047094	1	DKOL90° / DKOL45°	DKOL90° / DKOL45°	L=1500mm
13	047095	1	DKOL90° / DKOL45°	DKOL90° / DKOL45°	L=1700mm
13	047096	1	DKOL90° / DKOL45°	DKOL90° / DKOL45°	L=1750mm
13	047097	1	DKOL90° / DKOL45°	DKOL90° / DKOL45°	L=1950mm
13	047098	1	DKOL90° / DKOL45°	DKOL90° / DKOL45°	L=2000mm
13	047099	1	DKOL90° / DKOL45°	DKOL90° / DKOL45°	L=2300mm
13	047100	1	DKOL90° / DKOL45°	DKOL90° / DKOL45°	L=2350mm
13	047101	1	DKOL90° / DKOL45°	DKOL90° / DKOL45°	L=2500mm
13	047079	1	DKOL90° / DKOL45°	DKOL90° / DKOL45°	L=2700mm
13	047102	1	DKOL90° / DKOL45°	DKOL90° / DKOL45°	L=2800mm
13	047103	1	DKOL90° / DKOL45°	DKOL90° / DKOL45°	L=3000mm
13	047104	1	DKOL90° / DKOL45°	DKOL90° / DKOL45°	L=3050mm
13	047105	1	DKOL90° / DKOL45°	DKOL90° / DKOL45°	L=3300mm
13	047106	1	DKOL90° / DKOL45°	DKOL90° / DKOL45°	L=3350mm
13	047107	1	DKOL90° / DKOL45°	DKOL90° / DKOL45°	L=3400mm
13	047108	1	DKOL90° / DKOL45°	DKOL90° / DKOL45°	L=3450mm
13	047109	1	DKOL90° / DKOL45°	DKOL90° / DKOL45°	L=3550mm



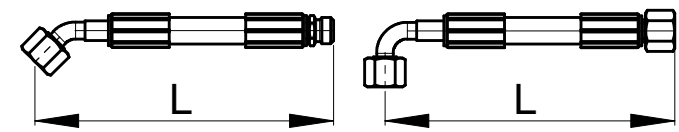
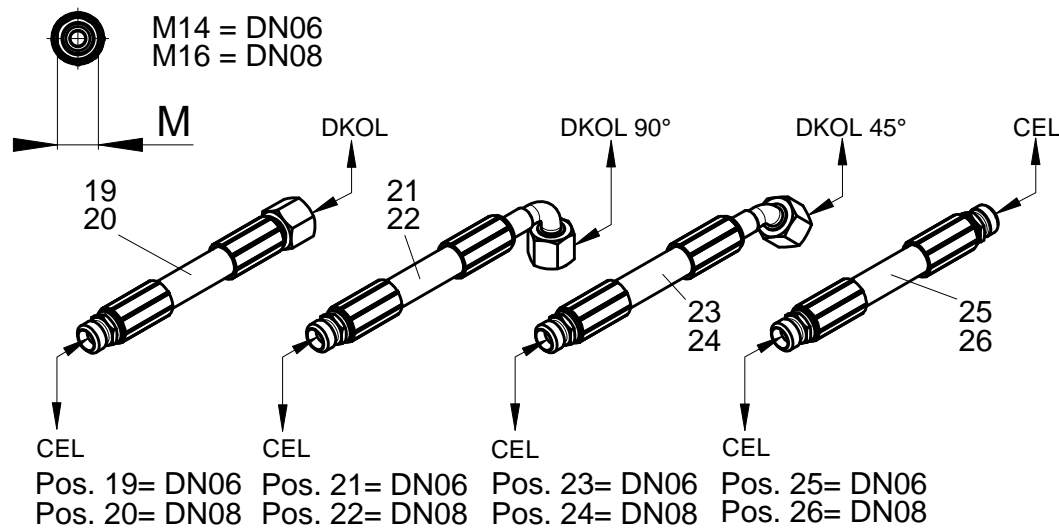
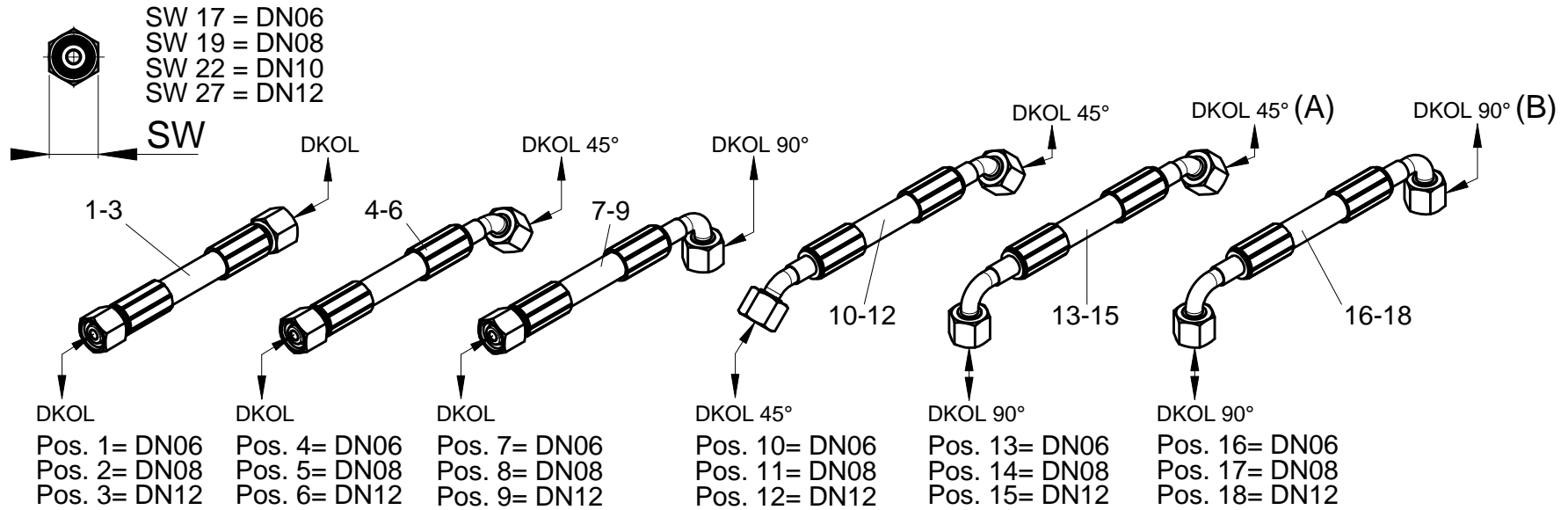
A (Pos. 13-15)



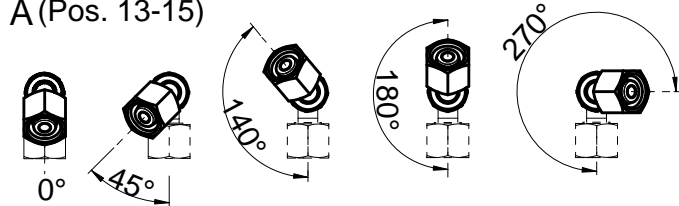
B (Pos. 16-17)



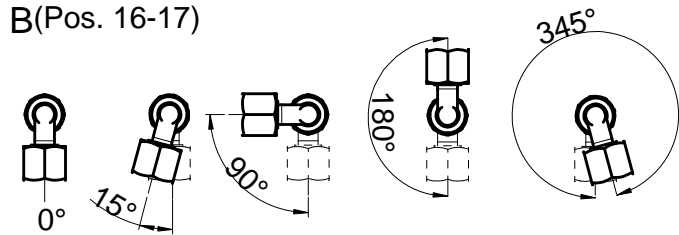
Pos.	Artikelnummer Article Number	Menge Quantity	Beschreibung	Description	Anmerkung Comment
13	047110	1	DKOL90° / DKOL45°	DKOL90° / DKOL45°	L=3750mm
13	047111	1	DKOL90° / DKOL45°	DKOL90° / DKOL45°	L=3900mm
13	047112	1	DKOL90° / DKOL45°	DKOL90° / DKOL45°	L=4050mm
14	049859	1	DKOL90° / DKOL45°	DKOL90° / DKOL45°	L=550mm
14	049223	1	DKOL90° / DKOL45°	DKOL90° / DKOL45°	"L=650mm; A=180°"
14	049927	1	DKOL90° / DKOL45°	DKOL90° / DKOL45°	"L=950mm; A=180°"
14	049925	1	DKOL90° / DKOL45°	DKOL90° / DKOL45°	"L=1000mm; A=45° "
15	026346	1	DKOL90° / DKOL45°	DKOL90° / DKOL45°	"L=610mm; A=140°"
15	048129	1	DKOL90° / DKOL45°	DKOL90° / DKOL45°	"L=620mm; A=180°"
15	026808	1	DKOL90° / DKOL45°	DKOL90° / DKOL45°	"L=1110mm; A=270°"
16	026365	1	DKOL90° / DKOL90°	DKOL90° / DKOL90°	L=200mm
16	049291	1	DKOL90° / DKOL90°	DKOL90° / DKOL90°	"L=200mm; B=180°"
16	049259	1	DKOL90° / DKOL90°	DKOL90° / DKOL90°	"L=250mm; B=90°"
16	049867	1	DKOL90° / DKOL90°	DKOL90° / DKOL90°	L=320mm
16	026377	1	DKOL90° / DKOL90°	DKOL90° / DKOL90°	"L=530mm; B=15°"
16	026381	1	DKOL90° / DKOL90°	DKOL90° / DKOL90°	"L=530mm; B=90°"
16	026378	1	DKOL90° / DKOL90°	DKOL90° / DKOL90°	"L=530mm; B=345°"
16	049482	1	DKOL90° / DKOL90°	DKOL90° / DKOL90°	L=650mm
16	026328	1	DKOL90° / DKOL90°	DKOL90° / DKOL90°	L=654mm
16	049474	1	DKOL90° / DKOL90°	DKOL90° / DKOL90°	L=680mm
16	026154	1	DKOL90° / DKOL90°	DKOL90° / DKOL90°	L=710mm
16	049480	1	DKOL90° / DKOL90°	DKOL90° / DKOL90°	L=750mm
16	026155	1	DKOL90° / DKOL90°	DKOL90° / DKOL90°	L=770mm
16	026329	1	DKOL90° / DKOL90°	DKOL90° / DKOL90°	L=800mm
16	049612	1	DKOL90° / DKOL90°	DKOL90° / DKOL90°	L=900mm



A (Pos. 13-15)

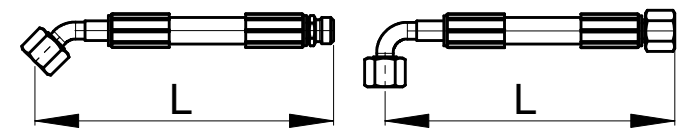
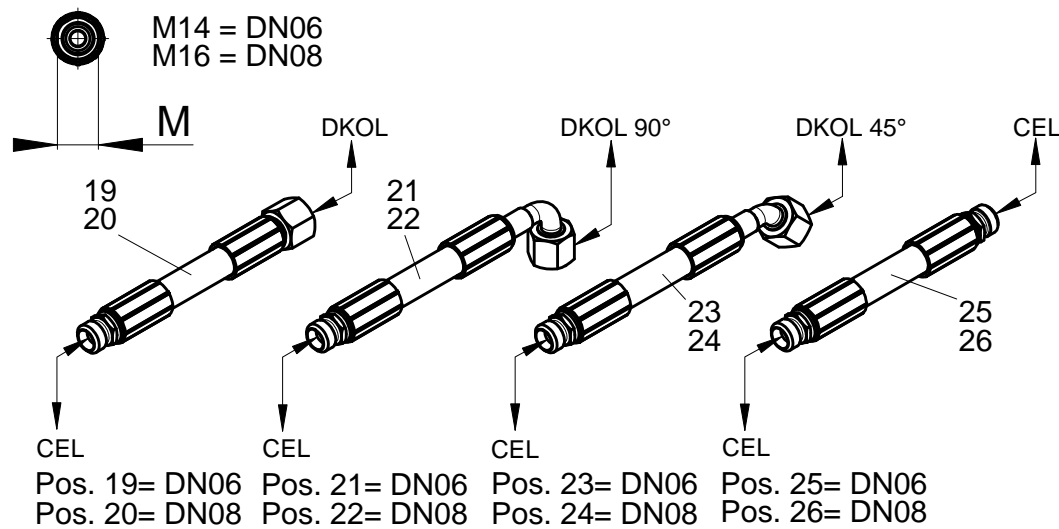
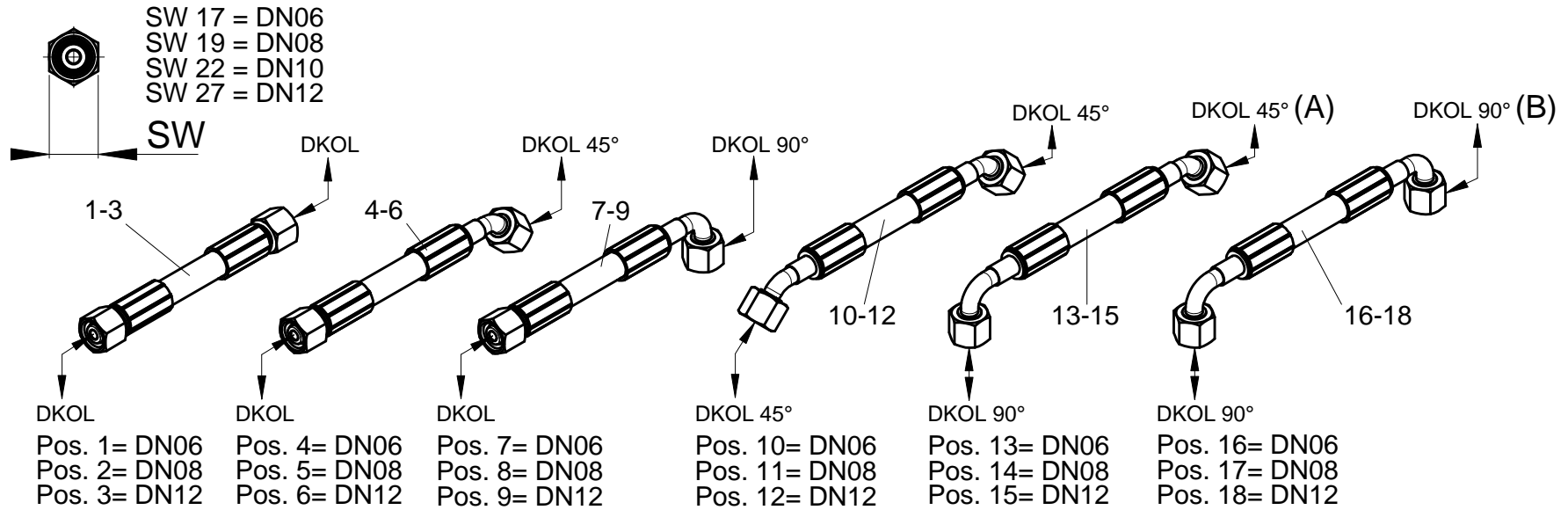


B (Pos. 16-17)

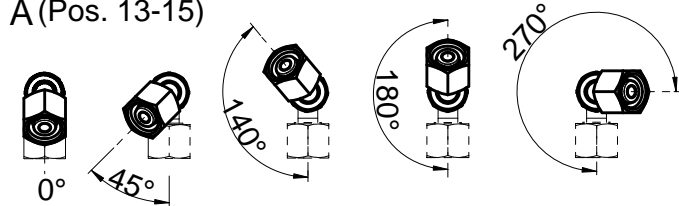




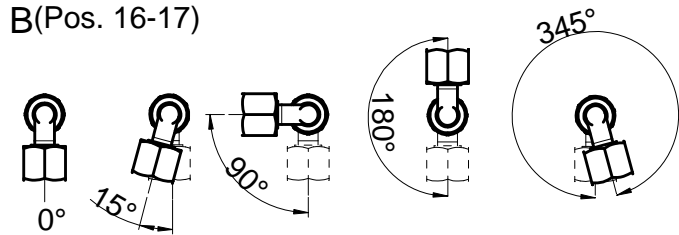
Pos.	Artikelnummer Article Number	Menge Quantity	Beschreibung	Description	Anmerkung Comment
16	026178	1	DKOL90° / DKOL90°	DKOL90° / DKOL90°	L=1500mm
17	049872	1	DKOL90° / DKOL90°	DKOL90° / DKOL90°	L=320mm
17	048070	1	DKOL90° / DKOL90°	DKOL90° / DKOL90°	"L=580mm; B=180°"
17	049081	1	DKOL90° / DKOL90°	DKOL90° / DKOL90°	"L=640mm; B=90°"
17	049182	1	DKOL90° / DKOL90°	DKOL90° / DKOL90°	L=730mm
17	049183	1	DKOL90° / DKOL90°	DKOL90° / DKOL90°	L=770mm
17	048125	1	DKOL90° / DKOL90°	DKOL90° / DKOL90°	L=1000mm
17	049085	1	DKOL90° / DKOL90°	DKOL90° / DKOL90°	"L=1000mm; B=90°"
17	049869	1	DKOL90° / DKOL90°	DKOL90° / DKOL90°	L=1050mm
17	048126	1	DKOL90° / DKOL90°	DKOL90° / DKOL90°	"L=1200mm; B=90°"
17	049080	1	DKOL90° / DKOL90°	DKOL90° / DKOL90°	"L=1200mm; B=180°"
17	048058	1	DKOL90° / DKOL90°	DKOL90° / DKOL90°	L=1260mm
17	048063	1	DKOL90° / DKOL90°	DKOL90° / DKOL90°	"L=1400mm; B=90°"
18	048104	1	DKOL90° / DKOL90°	DKOL90° / DKOL90°	L=750mm
18	048105	1	DKOL90° / DKOL90°	DKOL90° / DKOL90°	L=2050mm
19	049864	1	CEL / DKOL	CEL / DKOL	L=300mm
19	049774	1	CEL / DKOL	CEL / DKOL	L=350mm
19	049698	1	CEL / DKOL	CEL / DKOL	L=400mm
19	049769	1	CEL / DKOL	CEL / DKOL	L=450mm
19	049281	1	CEL / DKOL	CEL / DKOL	L=620mm
19	049439	1	CEL / DKOL	CEL / DKOL	L=650mm
19	049851	1	CEL / DKOL	CEL / DKOL	L=700mm
19	049860	1	CEL / DKOL	CEL / DKOL	L=850mm
19	049284	1	CEL / DKOL	CEL / DKOL	L=950mm
19	049484	1	CEL / DKOL	CEL / DKOL	L=1000mm



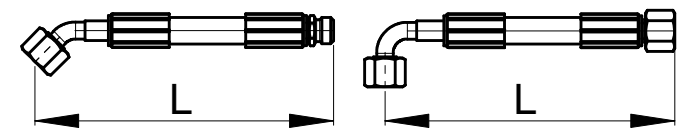
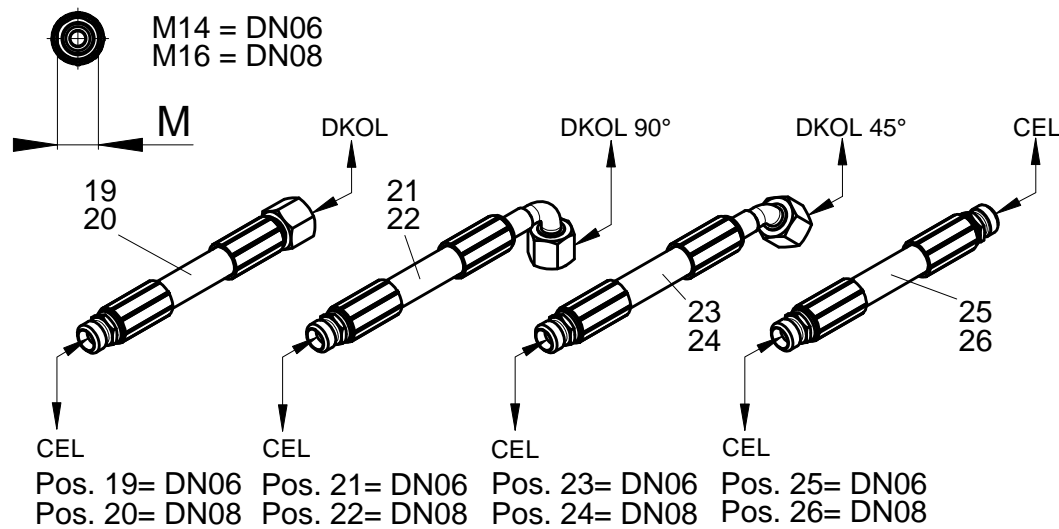
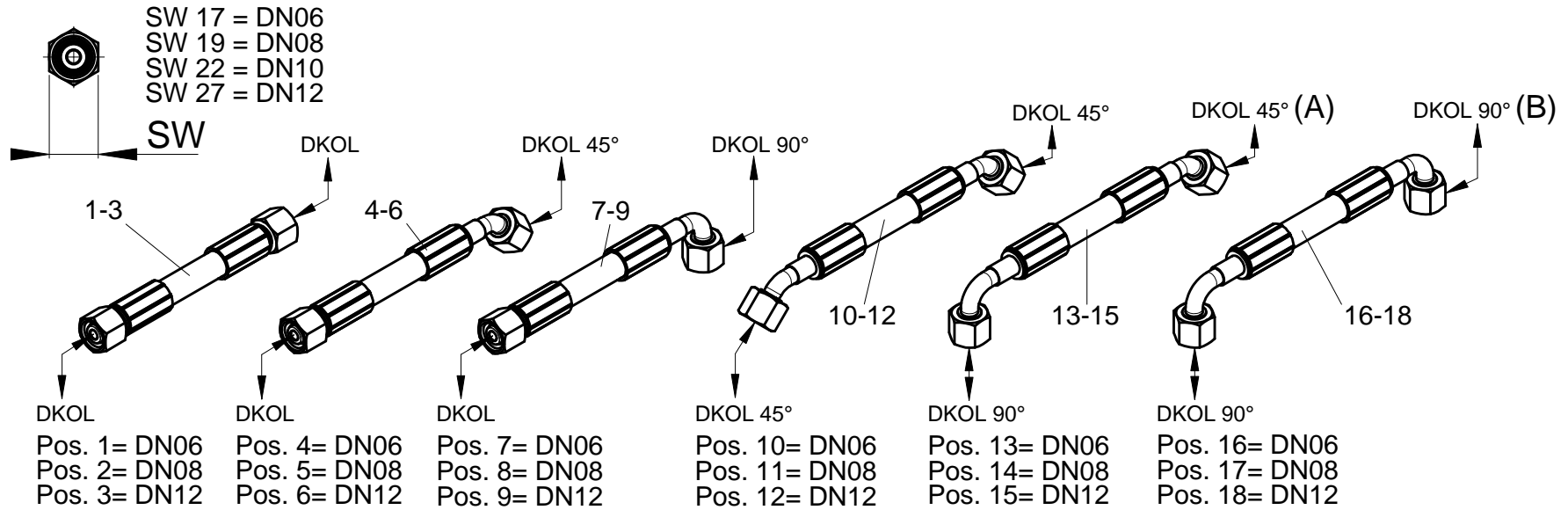
A (Pos. 13-15)



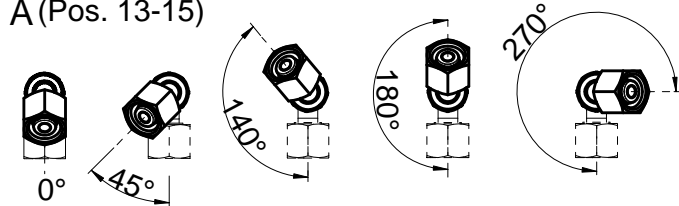
B (Pos. 16-17)



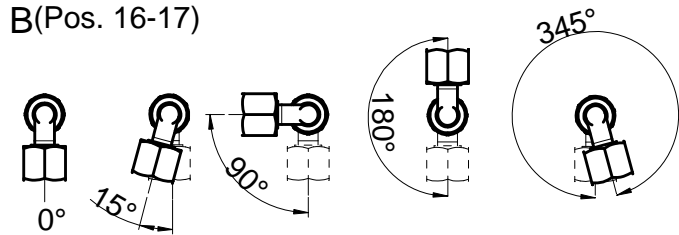
Pos.	Artikelnummer Article Number	Menge Quantity	Beschreibung	Description	Anmerkung Comment
19	049469	1	CEL / DKOL	CEL / DKOL	L=1150mm
19	047129	1	CEL / DKOL	CEL / DKOL	L=1200mm
19	049285	1	CEL / DKOL	CEL / DKOL	L=1270mm
19	047123	1	CEL / DKOL	CEL / DKOL	L=1300mm
19	049766	1	CEL / DKOL	CEL / DKOL	L=1380mm
19	049288	1	CEL / DKOL	CEL / DKOL	L=1420mm
19	047125	1	CEL / DKOL	CEL / DKOL	L=1500mm
19	049764	1	CEL / DKOL	CEL / DKOL	L=1550mm
19	049289	1	CEL / DKOL	CEL / DKOL	L=1570mm
19	047126	1	CEL / DKOL	CEL / DKOL	L=1600mm
19	049697	1	CEL / DKOL	CEL / DKOL	L=1770mm
19	049841	1	CEL / DKOL	CEL / DKOL	L=1800mm
19	047122	1	CEL / DKOL	CEL / DKOL	L=2900mm
20	049866	1	CEL / DKOL	CEL / DKOL	L=130mm
20	049899	1	CEL / DKOL	CEL / DKOL	L=280mm
20	049854	1	CEL / DKOL	CEL / DKOL	L=300mm
20	049898	1	CEL / DKOL	CEL / DKOL	L=310mm
20	049863	1	CEL / DKOL	CEL / DKOL	L=380mm
20	049897	1	CEL / DKOL	CEL / DKOL	L=400mm
20	049776	1	CEL / DKOL	CEL / DKOL	L=450mm
20	049775	1	CEL / DKOL	CEL / DKOL	L=550mm
20	049271	1	CEL / DKOL	CEL / DKOL	L=650mm
20	049845	1	CEL / DKOL	CEL / DKOL	L=920mm
20	049846	1	CEL / DKOL	CEL / DKOL	L=950mm
20	049922	1	CEL / DKOL	CEL / DKOL	L=970mm



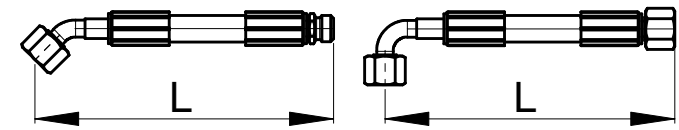
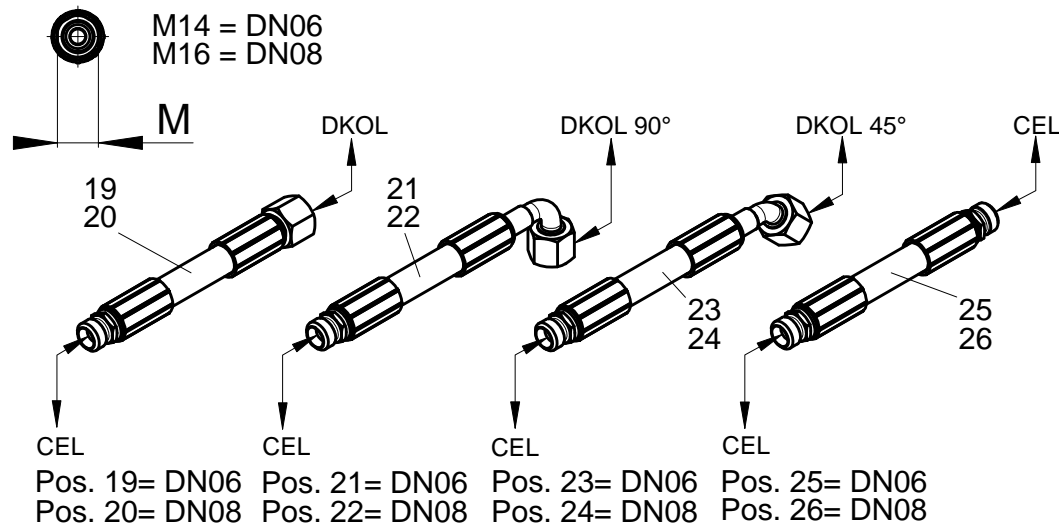
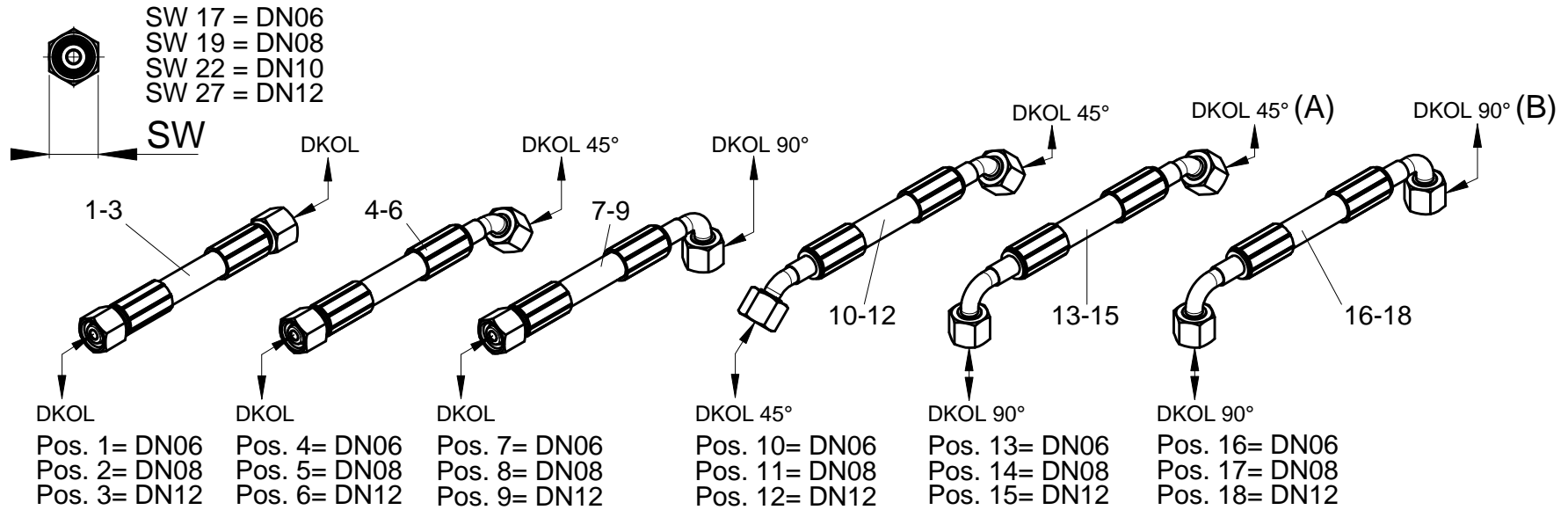
A (Pos. 13-15)



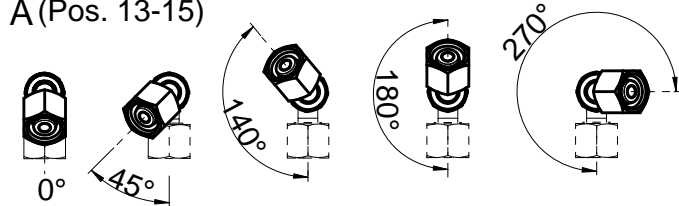
B (Pos. 16-17)



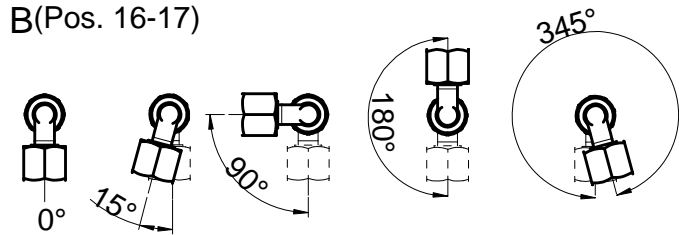
Pos.	Artikelnummer Article Number	Menge Quantity	Beschreibung	Description	Anmerkung Comment
20	049795	1	CEL / DKOL	CEL / DKOL	L=1030mm
20	049852	1	CEL / DKOL	CEL / DKOL	L=1100mm
20	049844	1	CEL / DKOL	CEL / DKOL	L=1350mm
20	049179	1	CEL / DKOL	CEL / DKOL	L=1900mm
20	049178	1	CEL / DKOL	CEL / DKOL	L=2150mm
20	049189	1	CEL / DKOL	CEL / DKOL	L=2300mm
20	049176	1	CEL / DKOL	CEL / DKOL	L=2690mm
20	049185	1	CEL / DKOL	CEL / DKOL	L=2700mm
20	049304	1	CEL / DKOL	CEL / DKOL	L=2850mm
20	049190	1	CEL / DKOL	CEL / DKOL	L=3400mm
20	049276	1	CEL / DKOL	CEL / DKOL	L=3800mm
20	049186	1	CEL / DKOL	CEL / DKOL	L=4450mm
20	049275	1	CEL / DKOL	CEL / DKOL	L=6450mm
21	049770	1	CEL / DKOL90°	CEL / DKOL90°	L=270mm
21	049771	1	CEL / DKOL90°	CEL / DKOL90°	L=280mm
21	049865	1	CEL / DKOL90°	CEL / DKOL90°	L=300mm
21	049873	1	CEL / DKOL90°	CEL / DKOL90°	L=400mm
21	049856	1	CEL / DKOL90°	CEL / DKOL90°	L=450mm
21	049855	1	CEL / DKOL90°	CEL / DKOL90°	L=520mm
21	047124	1	CEL / DKOL90°	CEL / DKOL90°	L=900mm
21	049485	1	CEL / DKOL90°	CEL / DKOL90°	L=970mm
21	049486	1	CEL / DKOL90°	CEL / DKOL90°	L=1000mm
21	049479	1	CEL / DKOL90°	CEL / DKOL90°	L=1100mm
21	049786	1	CEL / DKOL90°	CEL / DKOL90°	L=1250mm
21	049996	1	CEL / DKOL90°	CEL / DKOL90°	L=1300mm



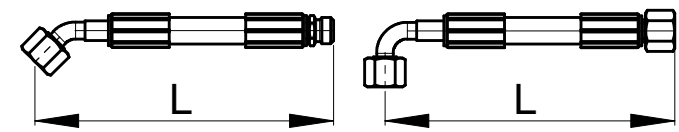
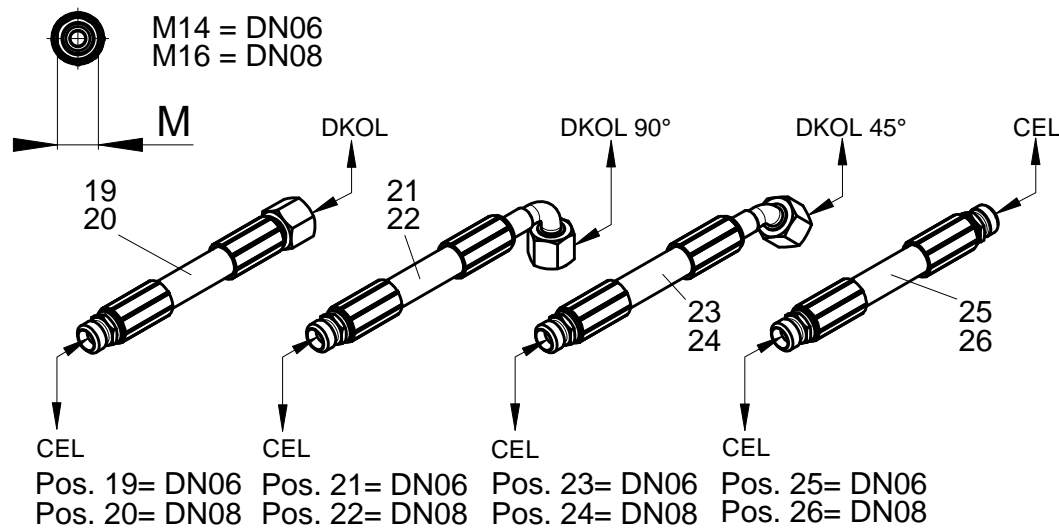
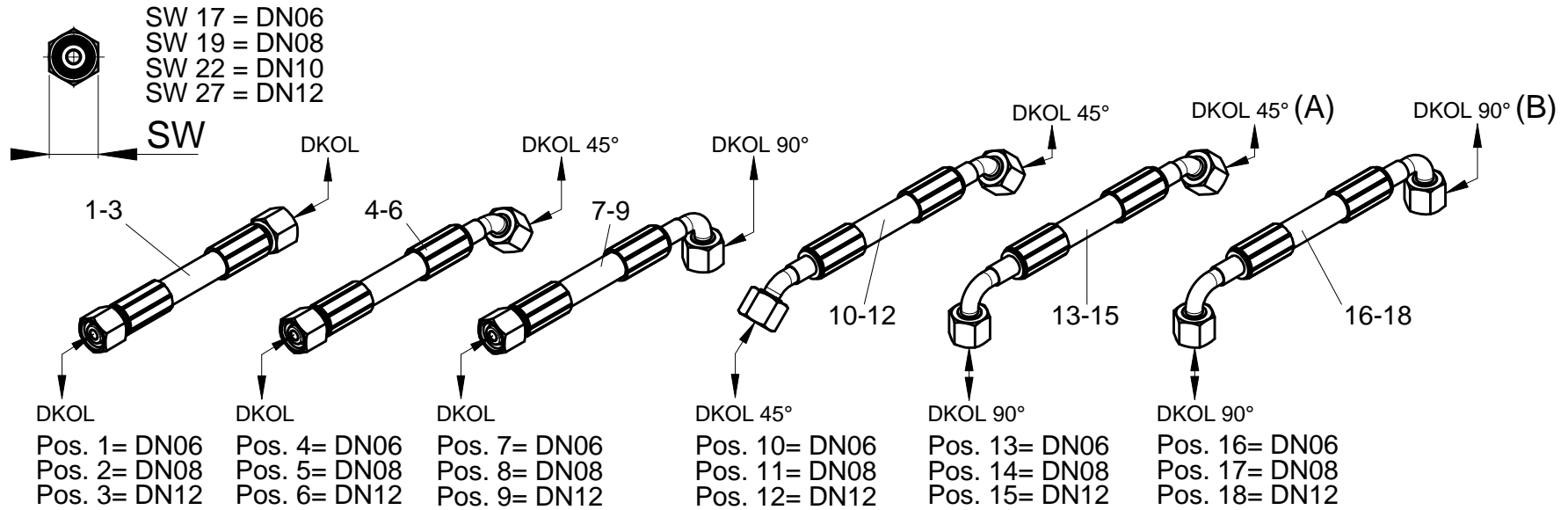
A (Pos. 13-15)



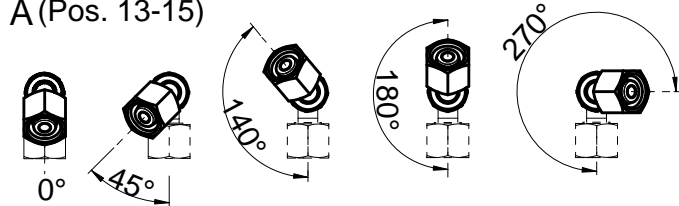
B (Pos. 16-17)



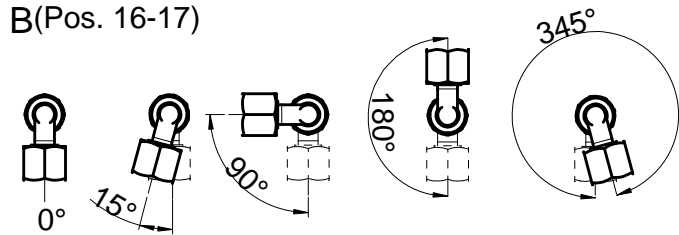
Pos.	Artikelnummer Article Number	Menge Quantity	Beschreibung	Description	Anmerkung Comment
21	049765	1	CEL / DKOL90°	CEL / DKOL90°	L=1400mm
21	047113	1	CEL / DKOL90°	CEL / DKOL90°	L=1500mm
21	049609	1	CEL / DKOL90°	CEL / DKOL90°	L=1560mm
21	049768	1	CEL / DKOL90°	CEL / DKOL90°	L=2000mm
22	049847	1	CEL / DKOL90°	CEL / DKOL90°	L=500mm
22	049779	1	CEL / DKOL90°	CEL / DKOL90°	L=600mm
22	047121	1	CEL / DKOL90°	CEL / DKOL90°	L=700mm
22	049921	1	CEL / DKOL90°	CEL / DKOL90°	L=1000mm
22	049789	1	CEL / DKOL90°	CEL / DKOL90°	L=1900mm
22	047115	1	CEL / DKOL90°	CEL / DKOL90°	L=5700mm
23	049762	1	CEL / DKOL45°	CEL / DKOL45°	L=230mm
23	049760	1	CEL / DKOL45°	CEL / DKOL45°	L=270mm
23	049761	1	CEL / DKOL45°	CEL / DKOL45°	L=280mm
23	049476	1	CEL / DKOL45°	CEL / DKOL45°	L=300mm
23	049608	1	CEL / DKOL45°	CEL / DKOL45°	L=350mm
23	049994	1	CEL / DKOL45°	CEL / DKOL45°	L=480mm
23	049997	1	CEL / DKOL45°	CEL / DKOL45°	L=530mm
23	049790	1	CEL / DKOL45°	CEL / DKOL45°	L=700mm
23	049607	1	CEL / DKOL45°	CEL / DKOL45°	L=820mm
24	049850	1	CEL / DKOL45°	CEL / DKOL45°	L=350mm
24	049842	1	CEL / DKOL45°	CEL / DKOL45°	L=400mm
24	049868	1	CEL / DKOL45°	CEL / DKOL45°	L=500mm
24	049696	1	CEL / DKOL45°	CEL / DKOL45°	L=600mm
24	049858	1	CEL / DKOL45°	CEL / DKOL45°	L=650mm
24	049928	1	CEL / DKOL45°	CEL / DKOL45°	L=1000mm



A (Pos. 13-15)



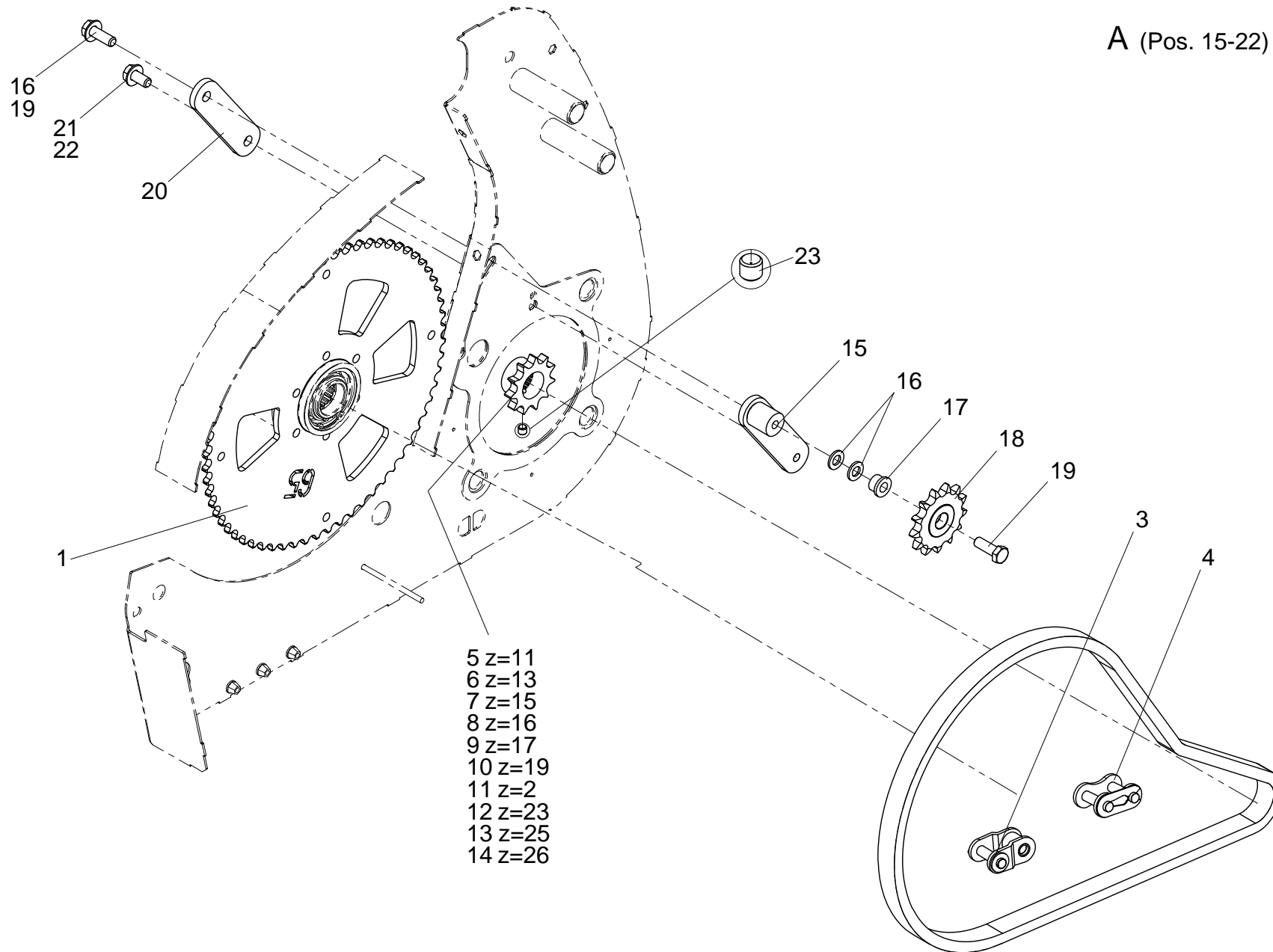
B (Pos. 16-17)





Pos.	Artikelnummer Article Number	Menge Quantity	Beschreibung	Description	Anmerkung Comment
24	049793	1	CEL / DKOL45°	CEL / DKOL45°	L=1750mm
24	049938	1	CEL / DKOL45°	CEL / DKOL45°	L=3450mm
25	049763	1	CEL / CEL	CEL / CEL	L=520mm
25	049767	1	CEL / CEL	CEL / CEL	L=500mm
26	049773	1	CEL / CEL	CEL / CEL	L=500mm
26	049772	1	CEL / CEL	CEL / CEL	L=550mm
26	049695	1	CEL / CEL	CEL / CEL	L=1920mm
26	049694	1	CEL / CEL	CEL / CEL	L=1950mm

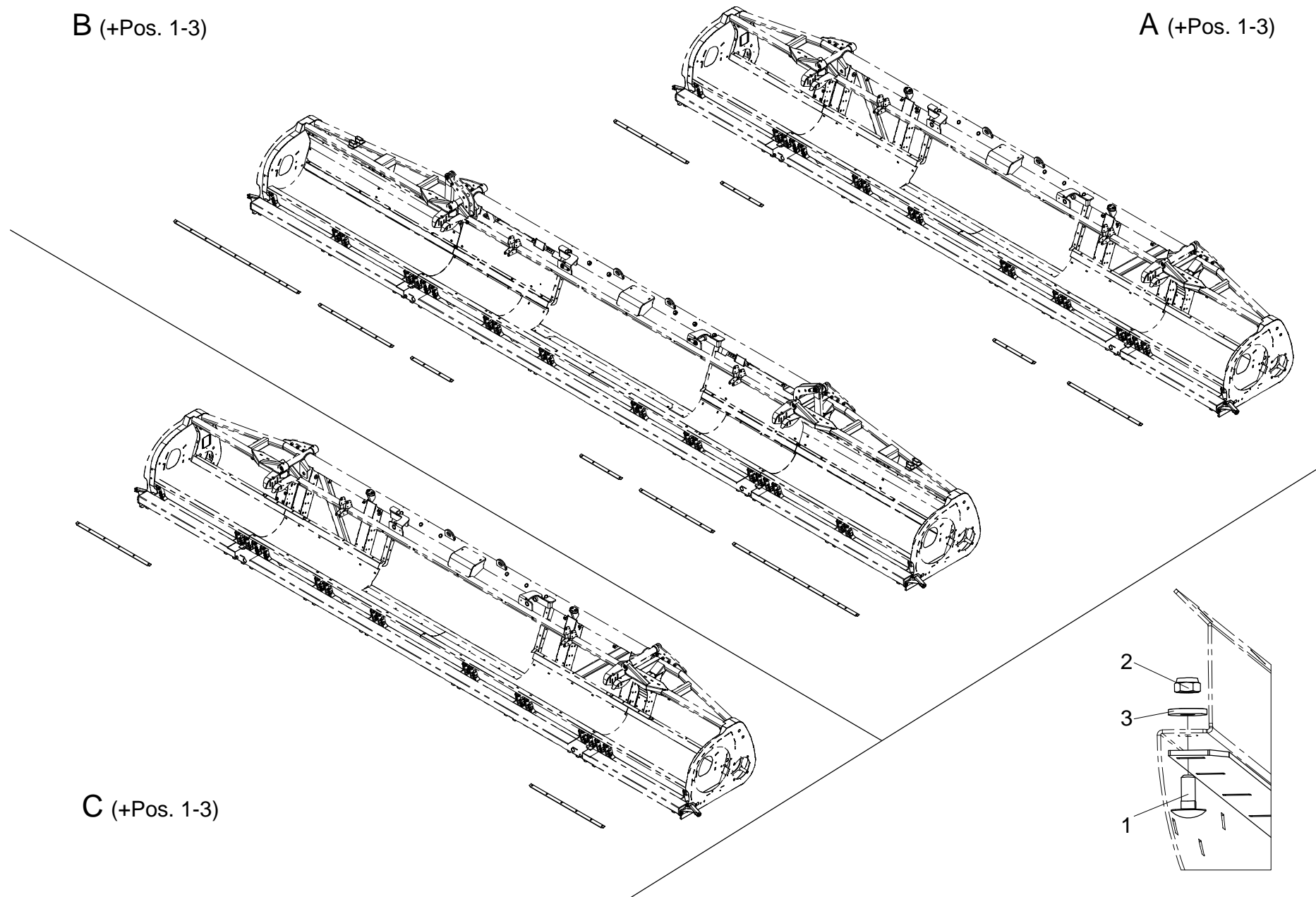
A (Pos. 15-22)



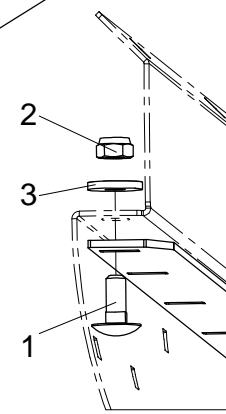
Pos.	Artikelnummer Article Number	Menge Quantity	Beschreibung	Description	Anmerkung Comment
A	510750	1	Kettenspannarm	Chain tensioning arm	15-22
1	030095	1	Kettenrad	Sprocket Auger 80 tooth	z=65
2	034100	1	Kette	roller chain	
3	034001	1	Gekröpftes Glied 3/4	Offset Link 3/4	
4	034000	1	Kettenschloss mit Feder	Connector	
5	030111	1	Kettenrad	Sprocket Auger 11 tooth	z=11
6	030101	1	Kettenrad	Sprocket Auger 13 tooth	z=13
7	030102	1	Kettenrad	Sprocket Auger 15 tooth	z=15
8	030108	1	Kettenrad	Sprocket Auger 16 tooth	z=16
9	030103	1	Kettenrad	Sprocket Auger 17 tooth	z=17
10	030104	1	Kettenrad	Sprocket Auger 19 tooth	z=19
11	030105	1	Kettenrad	Sprocket Auger 21 tooth	z=21
12	030106	1	Kettenrad	Sprocket Auger 23 tooth	z=23
13	030107	1	Kettenrad	Sprocket Auger 25 tooth	z=25
14	030109	1	Kettenrad	Sprocket Auger 26 tooth	z=26
15	510751	1	Spannarm	Bracket Inner Idler	
16	040203	4	Scheibe A13 - DIN 125, verz.	Washer A13 - DIN 125, galv.	
17	510139	1	Hülse	Sleeve	
18	030021	1	Kettenspannrad Z=13-3/4	Sprocket Idler 13 tooth	
19	042295	12	Skt.-Schraube M12x35 - DIN 933	Bolt hex M12x35 - DIN 933	
20	510769	1	Spannarm	Tensioning arm	
21	040666	2	Skt.-Schraube M12x25 - DIN 933 - 8.8, verz.	Bolt hex M12x25 - DIN 933 - 8.8, galv.	
22	040124	1	Contact-Scheibe Form M - DIN 1524	Washer contact from M - DIN 1524	
23	040722	1	Gewindestift	Set Screw	

**B (+Pos. 1-3)**

**A (+Pos. 1-3)**



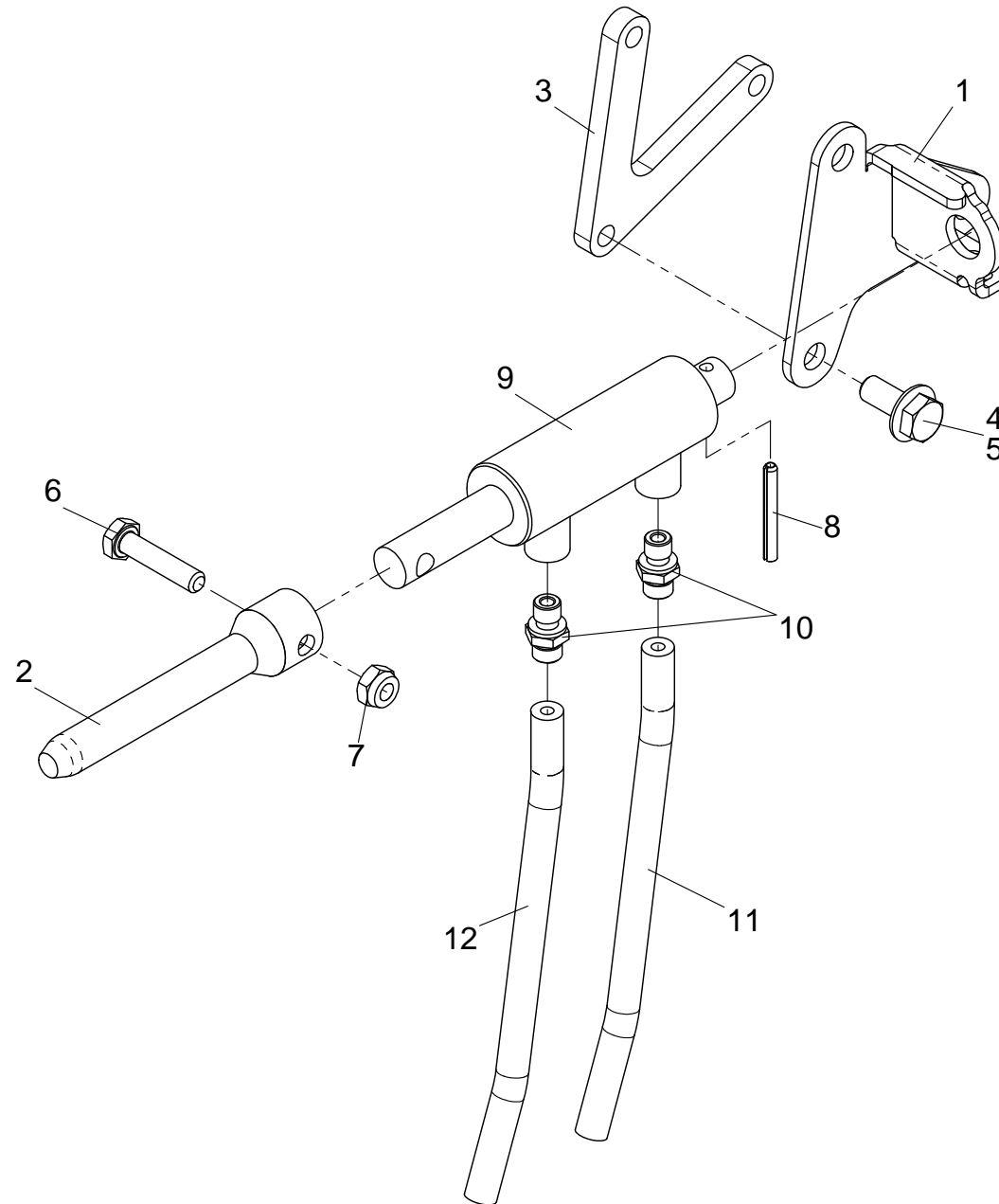
**C (+Pos. 1-3)**



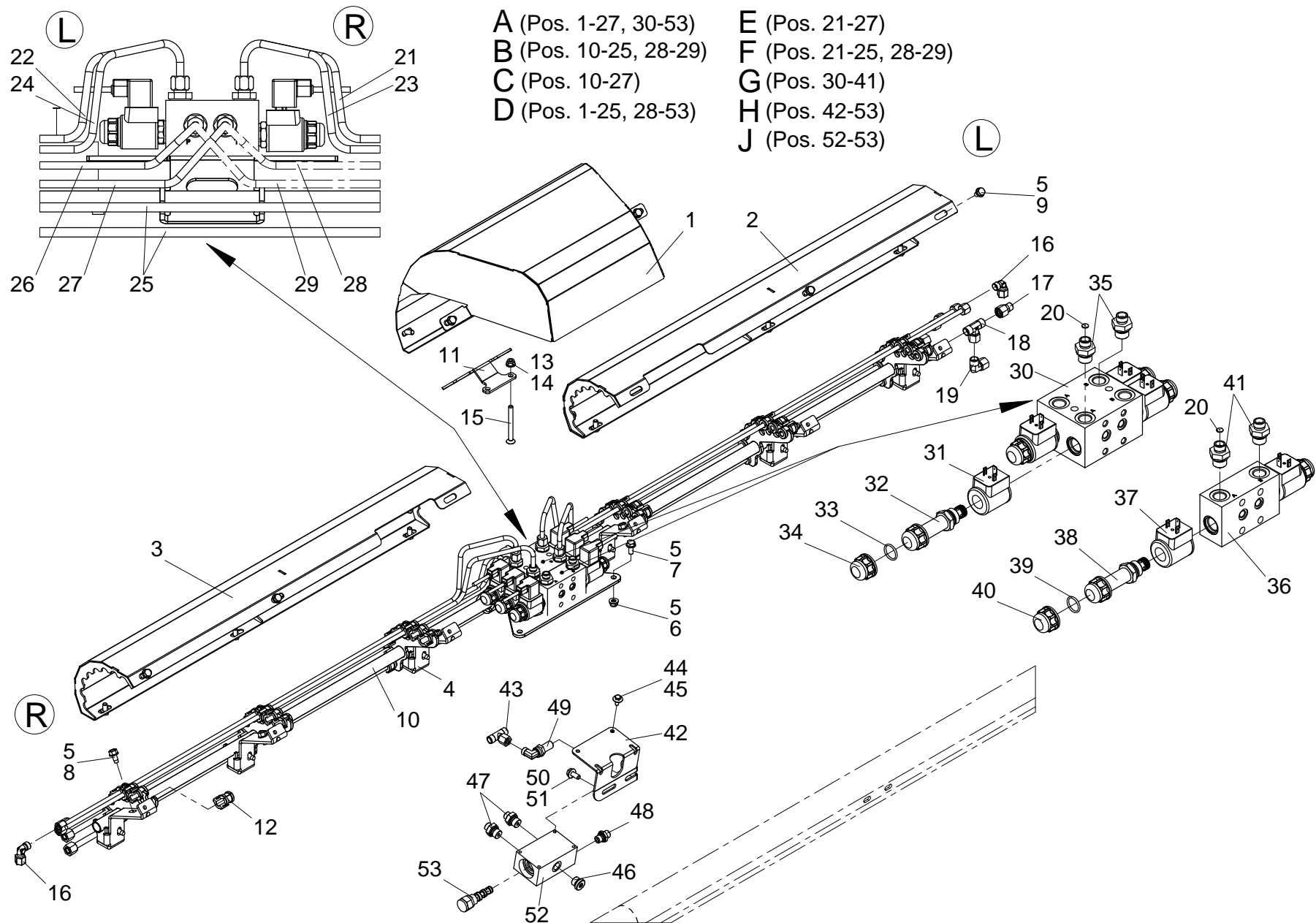
Pos.	Artikelnummer Article Number	Menge Quantity	Beschreibung	Description	Anmerkung Comment
A	5309002	1	Abstreifersatz	Scraper set	880FB
1	040437	2	Flachr.-Schraube M8x20 - DIN 603	Bolt carriage M8x20 - DIN 603	
2	040008	2	Skt.-Mutter M8 - DIN 985	Hex nut M8 - DIN 985	
3	040168	4	Contact-Scheibe Form B - DIN 1524, verz.	Washer contact form B - DIN 1524, galv.	

A (Pos. 1-9)

Ⓛ



Pos.	Artikelnummer Article Number	Menge Quantity	Beschreibung	Description	Anmerkung Comment
A	5302398	1	Verriegelungszyylinder	Locking cylinder	"L; 1-9"
A	5302399	1	Verriegelungszyylinder	Locking cylinder	"R; 1-9"
1	5302378	1	Zylinderhalter	Cylinder holder	L
1	5302379	1	Zylinderhalter	Cylinder holder	R
2	586234	1	Zentrierdorn	Centering abor	
3	5302006	1	Gewindeblech	Threaded plate	
4	040496	8	Skt.-Schraube M12x30 - DIN 933	Bolt hex M12x30 - DIN 933	
5	040124	1	Contact-Scheibe Form M - DIN 1524	Washer contact from M - DIN 1524	
6	040646	1	Skt.-Schraube M10x45 - DIN 933, verz.	Bolt hex M10x45 - DIN 933, galv.	
7	040009	8	Skt.-Mutter M10 - DIN 985	Hex nut M10 - DIN 985	
8	041002	1	Spannstift 6x50 - DIN 1418	Roll pin 6x50 - DIN 1418	
9	026374	1	Hydraulikzylinder	Hydraulic cylinder	
10	026067	2	Gerade Einschraubverschraubung GE 8-PLM	Straight screw fitting GE 8-PLM	
11	026160	1	Hydraulikschlauch	Hydraulic tube	
12	026385	1	Hydraulikschlauch	Hydraulic tube	

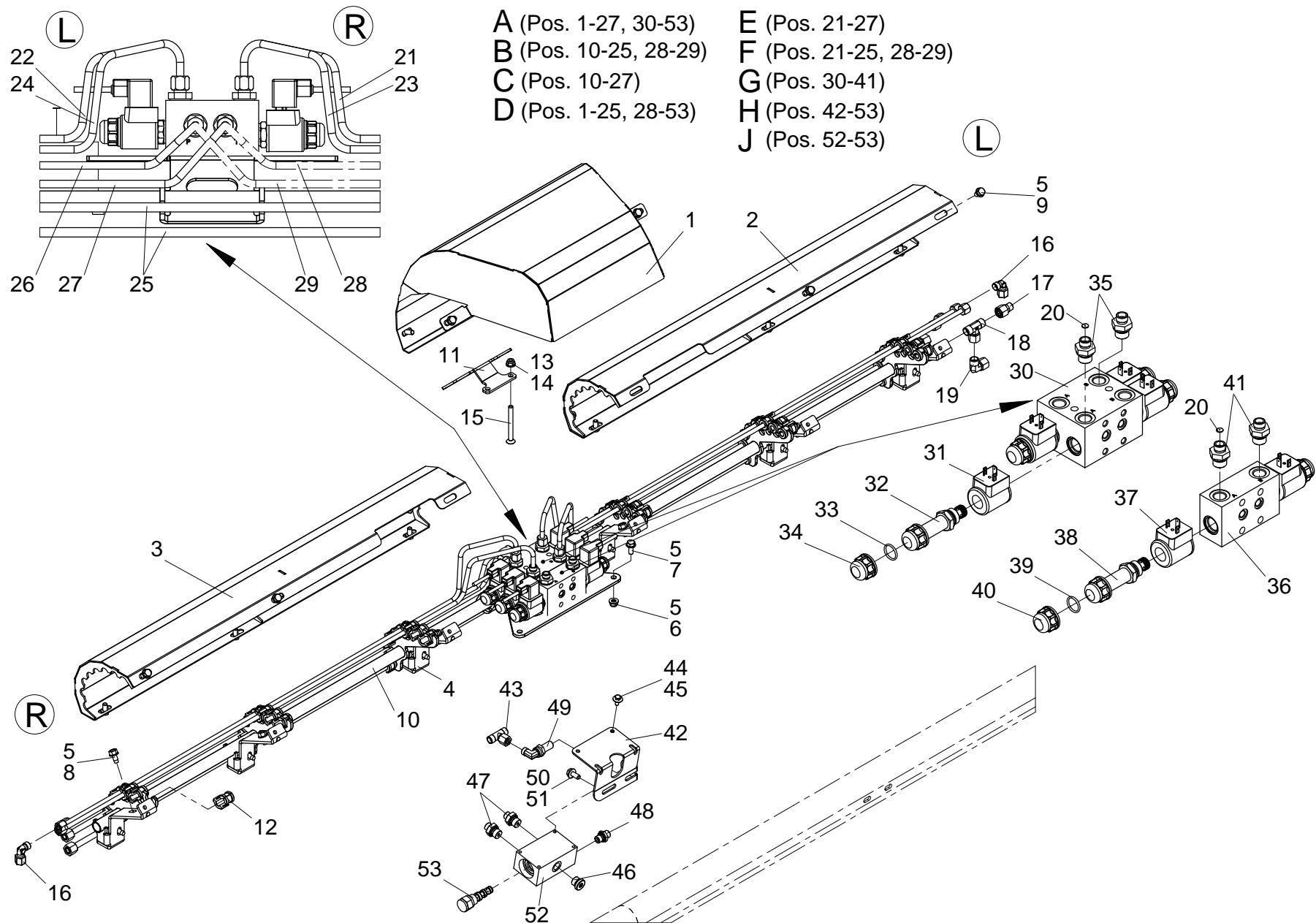


**A** (Pos. 1-27, 30-53)  
**B** (Pos. 10-25, 28-29)  
**C** (Pos. 10-27)  
**D** (Pos. 1-25, 28-53)

**E** (Pos. 21-27)  
**F** (Pos. 21-25, 28-29)  
**G** (Pos. 30-41)  
**H** (Pos. 42-53)  
**J** (Pos. 52-53)



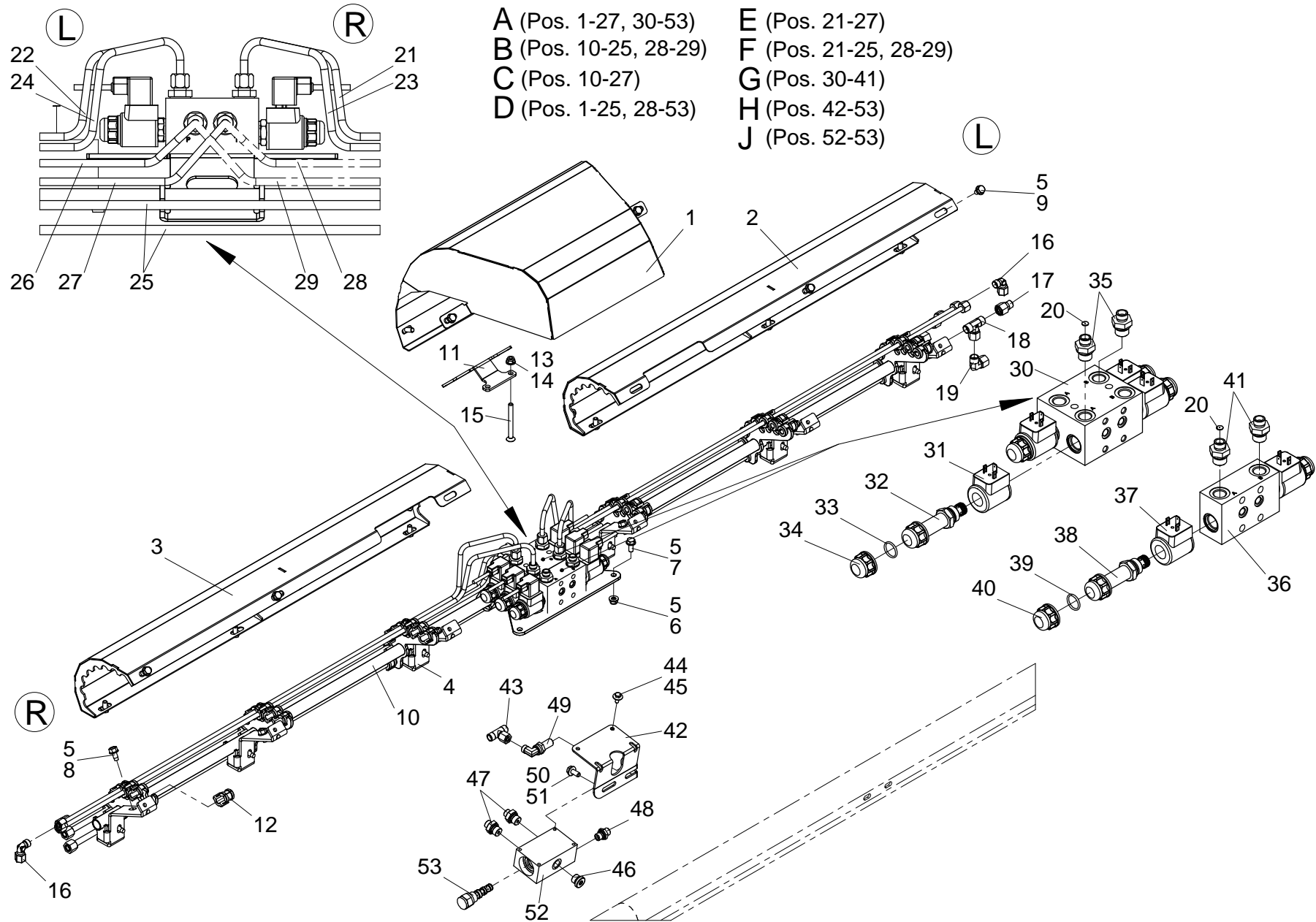
Pos.	Artikelnummer Article Number	Menge Quantity	Beschreibung	Description	Anmerkung Comment
A	5302342	1	Zentralhydraulik	Central hydraulic	"L; 1-27, 30-53"
B	5302346	1	Zentralhydraulik	Central hydraulic	"R; 1-25, 28-53"
1	5302110	1	Abdeckblech	Cover plate	
2	5302041	1	Abdeckung	Cover	
3	5302042	1	Abdeckung	Cover	
4	5302078	6	Halter	Holder	
5	040201	6	Scheibe A8.4 - DIN 125, verz.	Washer A8.4 - DIN 125, galv.	
6	040008	2	Skt.-Mutter M8 - DIN 985	Hex nut M8 - DIN 985	
7	040444	6	Skt.-Schraube M8x20 - DIN 933, verz.	Bolt hex M8x20 - DIN 933, galv.	
8	042441	2	Skt.-Schraube M8x16 - DIN 7500 Form D, verz.	Bolt hex M8x16 - DIN 7500 form D, galv.	
9	040534	4	Skt.-Schraube M8x16 - DIN 933, verz.	Bolt hex M8x16 - DIN 933, galv.	
C	5302352	1	Hydroträger	Hydro support	"L; 10-27"
D	5302356	1	Hydroträger	Hydro support	"R; 10-25, 28-29"
10	5302208	1	Träger	Support	
11	5302049	1	Halter	Bracket	
12	5302038	18	Kabeldurchführung KDT-Z09	Cable bushing KDT-Z09	
13	040201	6	Scheibe A8.4 - DIN 125, verz.	Washer A8.4 - DIN 125, galv.	
14	040008	2	Skt.-Mutter M8 - DIN 985	Hex nut M8 - DIN 985	
15	042450	2	Senkschraube M8x80 - DIN 7991 - 8.8 verz.	Bolt countersunk M8x80 - DIN 7991 - 8.8 galv.	
16	026043	2	Winkel-Stutzen	Elbow connecting piece	
17	026648	1	Reduzieranschluss RED L 10/08 OMD	Reducing connection RED L 10/08 OMD	
18	048377	1	T-Stutzen	T-adapter	
19	026709	2	Winkelstutzen EW10L	Angle adapter EW10L	
20	049179	1	CEL / DKOL	CEL / DKOL	unitl 11 rows
20	026912	2	Drosselscheibe Ø1,2mm	Choke disk Ø1,2mm	above 12 rows



A (Pos. 1-27, 30-53)  
 B (Pos. 10-25, 28-29)  
 C (Pos. 10-27)  
 D (Pos. 1-25, 28-53)

E (Pos. 21-27)  
 F (Pos. 21-25, 28-29)  
 G (Pos. 30-41)  
 H (Pos. 42-53)  
 J (Pos. 52-53)

Pos.	Artikelnummer Article Number	Menge Quantity	Beschreibung	Description	Anmerkung Comment
E	5302122	1	Leitungssatz	Line circuit	"L: 21-27"
F	5302128	1	Leitungssatz	Line circuit	"R: 21-25, 28-29"
21	5302050	1	Hydraulikleitung 8L	Hydraulic line 8L	L
22	5302051	1	Hydraulikleitung 8L	Hydraulic line 8L	R
23	5302052	1	Hydraulikleitung 8L	Hydraulic line 8L	L
24	5302053	1	Hydraulikleitung 8L	Hydraulic line 8L	R
25	5302060	1	Hydraulikleitung L10	Hydraulic line L10	
26	5302058	1	Hydraulikleitung 8L	Hydraulic line 8L	L
27	5302059	1	Hydraulikleitung 8L	Hydraulic line 8L	L
28	5302120	1	Hydraulikleitung 8L	Hydraulic line 8L	R
29	5302121	1	Hydraulikleitung 8L	Hydraulic line 8L	R
G	049320	1	Steuerblock	Control block	30-41
30	049315	1	Eingangsblock Modul A	Input block module A	
31	048290	3	Spule COIL 12 DG40 1836	Spool COIL 12 DG40 1836	
32	048908	4	2/2 Wegeventil WSM 06020W	2/2-Way valve WSM 06020W	
33	042958	4	O-Ring ø18x2,5 NBR	O-ring ø18x2,5 NBR	
34	042959	4	Kappe	Cover	
35	026089	6	Gerade Einschraubverschraubung GE 8 PL R 3/8	Straight screw fitting GE 8 PL R 3/8	
36	049317	2	Zwischenblock Modul C	Intermediate block module C	
37	048290	3	Spule COIL 12 DG40 1836	Spool COIL 12 DG40 1836	
38	048908	4	2/2 Wegeventil WSM 06020W	2/2-Way valve WSM 06020W	
39	042958	4	O-Ring ø18x2,5 NBR	O-ring ø18x2,5 NBR	
40	042959	4	Kappe	Cover	
41	026089	6	Gerade Einschraubverschraubung GE 8 PL R 3/8	Straight screw fitting GE 8 PL R 3/8	
H	5302025	1	Stromteiler	Flow divider	42-53



**A** (Pos. 1-27, 30-53)

**B** (Pos. 10-25, 28-29)

**C** (Pos. 10-27)

**D** (Pos. 1-25, 28-53)

**E** (Pos. 21-27)

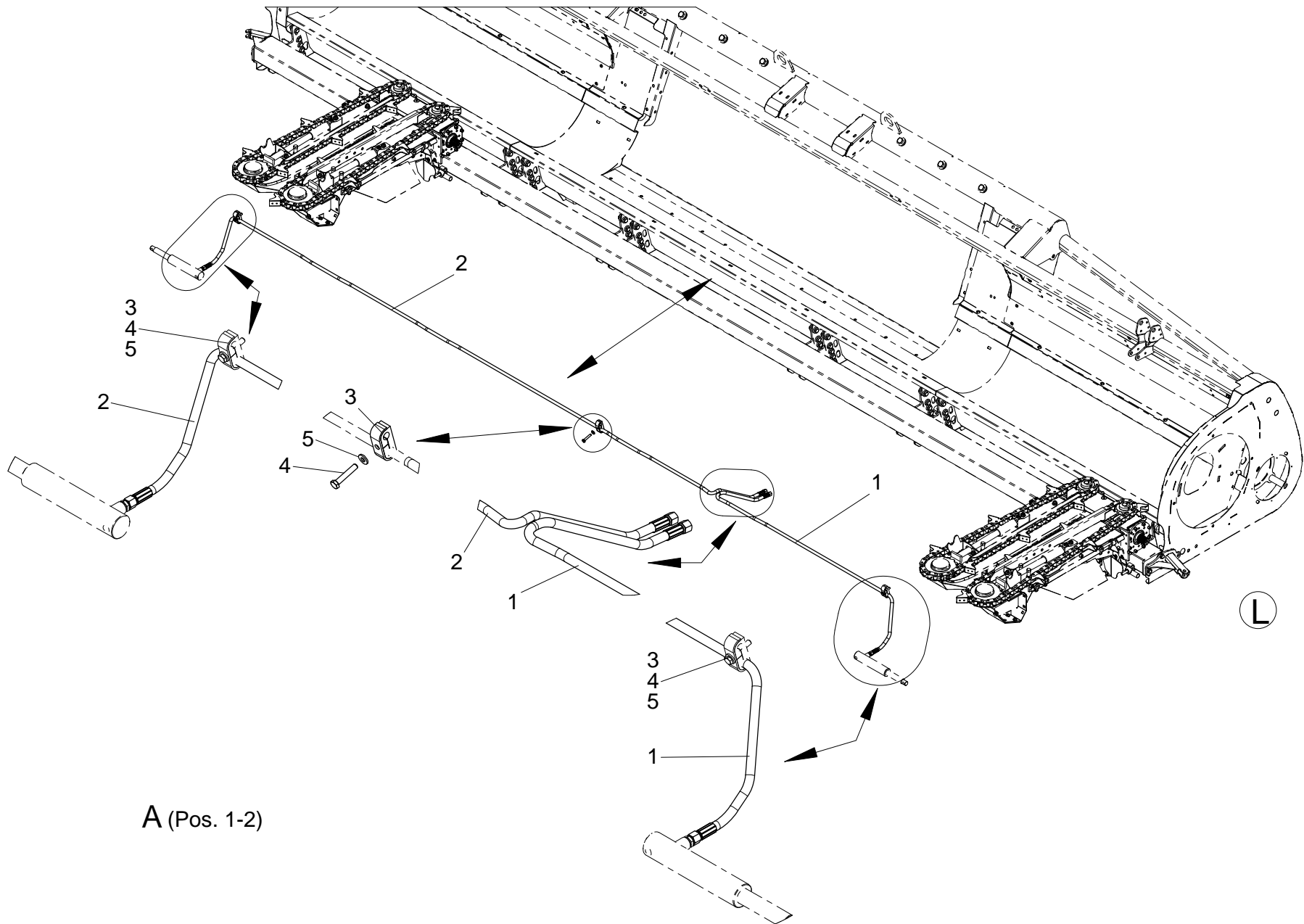
**F** (Pos. 21-25, 28-29)

**G** (Pos. 30-41)

**H** (Pos. 42-53)

**J** (Pos. 52-53)

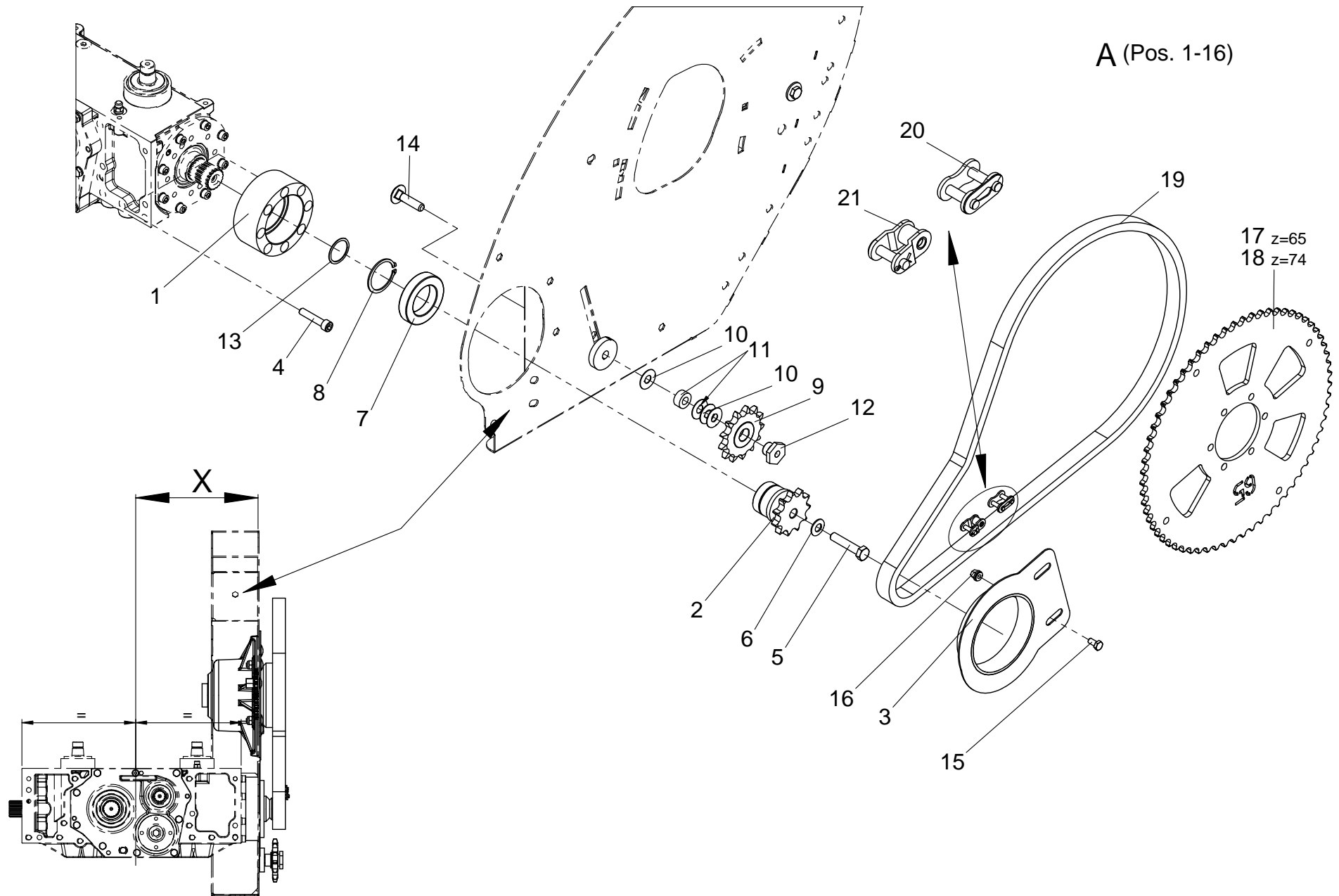
Pos.	Artikelnummer Article Number	Menge Quantity	Beschreibung	Description	Anmerkung Comment
42	5302027	1	Halter	Holder	
43	026204	4	Einstellbare T-Verschraubung	Configurable cross union	
44	040156	4	Kontakt-Scheibe Form B - DIN 1524	Washer contact design B - DIN 1524	
45	040494	8	Skt.-Schraube M6x16 - DIN 933, verz.	Bolt hex M6x16 - DIN 933, galv.	
46	026956	1	Verschlussschraube G3/8	Locking plug G3/8	
47	026089	6	Gerade Einschraubverschraubung GE 8 PL R 3/8	Straight screw fitting GE 8 PL R 3/8	
48	048183	12	Verschraubung A8 LR3/8-WD	Screw fitting A8 LR3/8-WD	
49	026069	2	Winkelschottverschraubung WSV 8-PL	Bulkhead elbow WSV 8-PL	
50	040159	1	Contact-Scheibe Form M - DIN 1524	Washer contact form M - DIN 1524	
51	040436	4	Skt.-Schraube M8x20 - DIN 933, verz.	Bolt hex M8x20 - DIN 933, galv.	
J	5302028	1	Stromteiler	Flow divider	52-53
52	5302029	1	Gehäuse	Housing	
53	049367	1	Stromteiler IMA V FDCV-08N-0-22	Flow divider IMA V FDCV-08N-0-22	



A (Pos. 1-2)

Pos.	Artikelnummer Article Number	Menge Quantity	Beschreibung	Description	Anmerkung Comment
A	047036	1	Hydraulikschlauchsatz	Hydraulic hose set	1-2
1	048821	1	DKOL / DKOL	DKOL / DKOL	
2	049295	1	DKOL / DKOL	DKOL / DKOL	
3	049409	1	Schelle LBBU PM 2 12,7/12,7 SA-DP M8 W3	Clip LBBU PM 2 12,7/12,7 SA-DP M8 W3	
4	040525	2	M8x45 - DIN 933 - 8.8 - verz.	M8x45 - DIN 933 - 8.8 - verz.	
5	040372	10	Contact-Scheibe Form A - DIN 1524, verz.	Washer contact form A - DIN 1524, galv.	

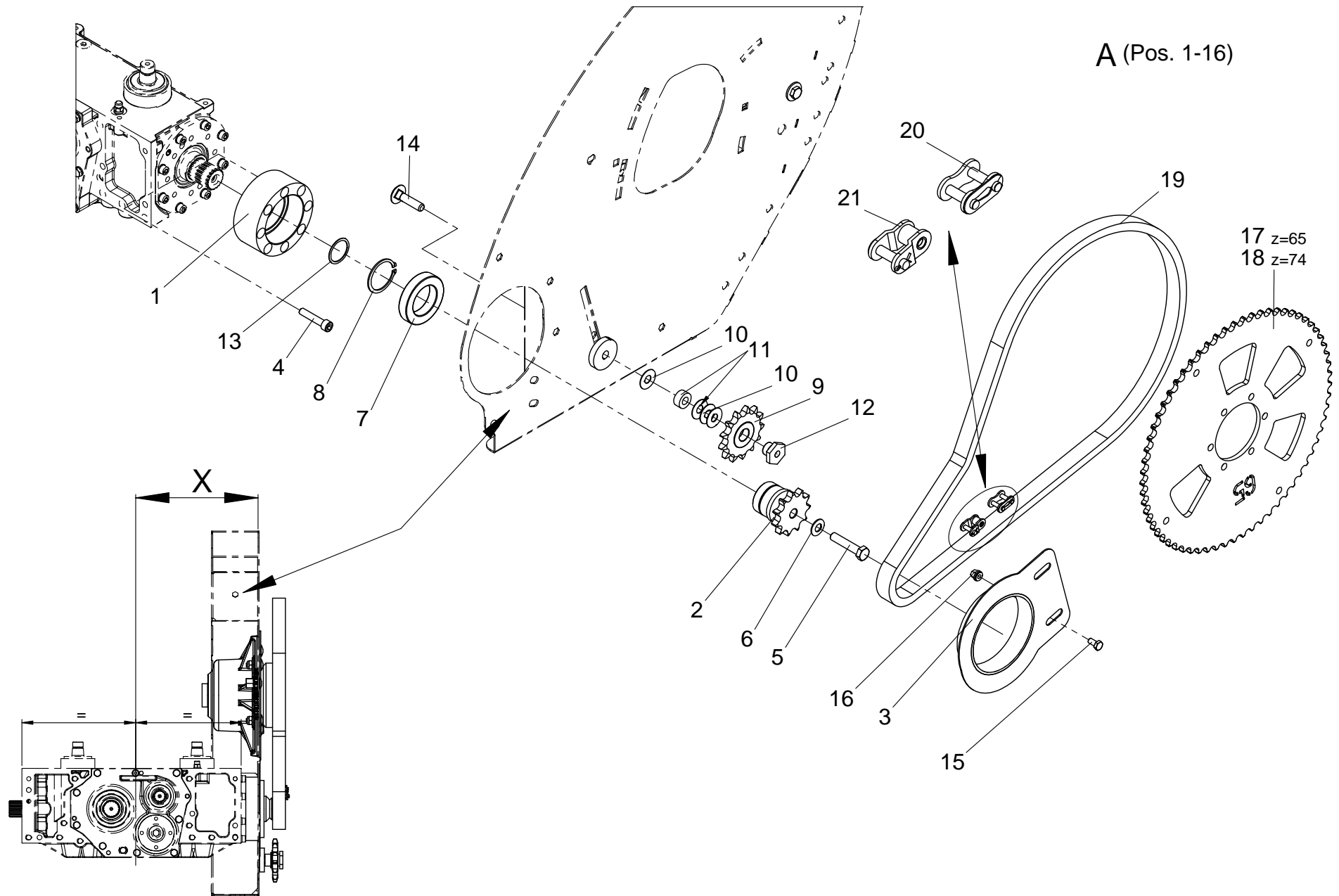
A (Pos. 1-16)





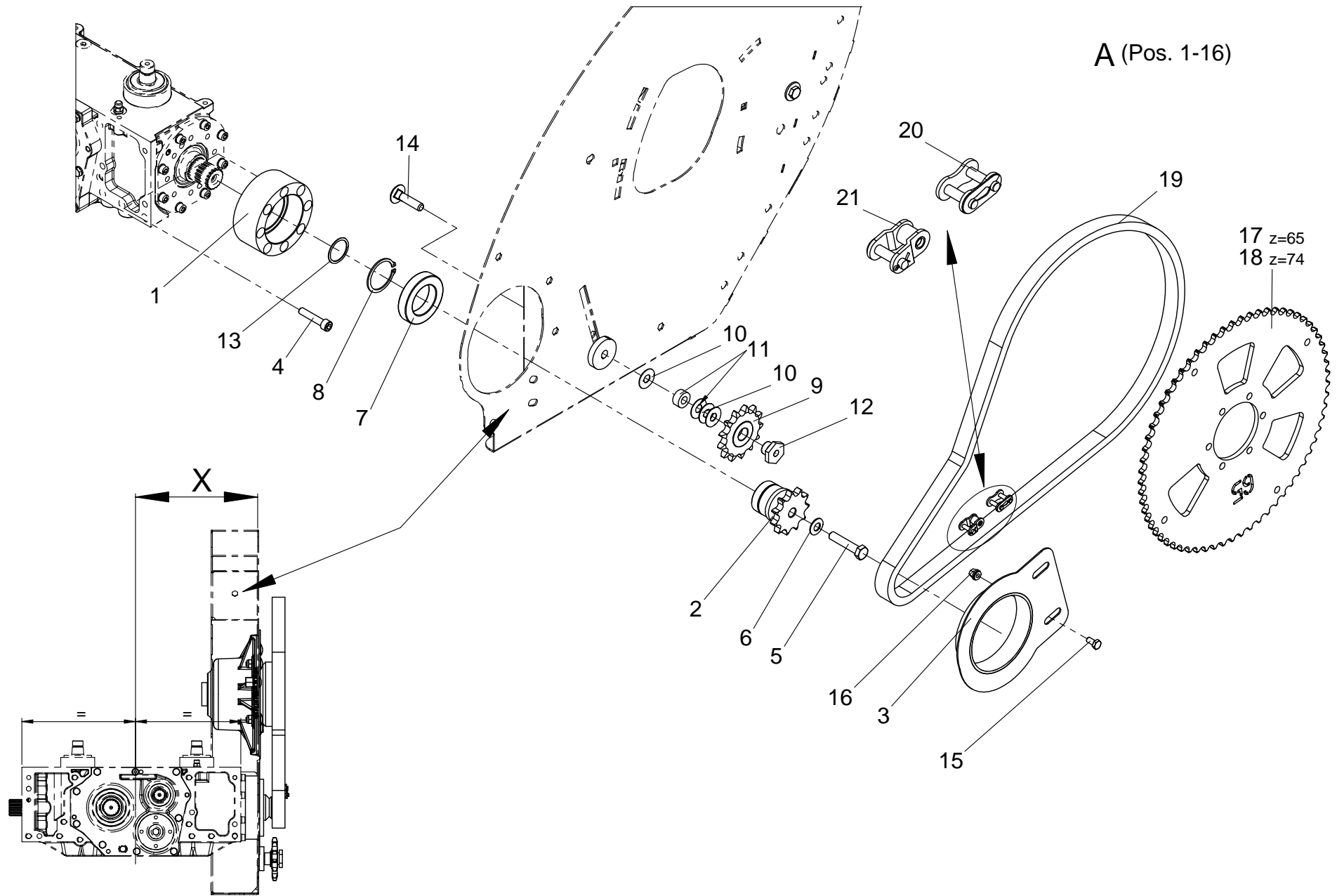
Pos.	Artikelnummer Article Number	Menge Quantity	Beschreibung	Description	Anmerkung Comment
A	529241	1	Antrieb Reihe	Drive row	"1-16; X=252-264mm"
A	529243	1	Antrieb Reihe	Drive row	"1-16; X=377-382mm"
A	529244	1	Antrieb Reihe	Drive row	"1-16; X=352,5-357mm"
A	029201	1	Antriebsflansch	Drive flange	
A	529242	1	Antrieb Reihe	Drive row	"1-16; X=312-316mm"
A	529247	1	Antrieb Reihe	Drive row	"1-16; X=327,5mm"
A	529245	1	Antrieb Reihe	Drive row	"1-16; X=302-306mm"
A	529246	1	Antrieb Reihe	Drive row	"1-16; X=337-341,5mm"
1	029201	1	Antriebsflansch	Drive flange	
1	029202	1	Antriebsflansch	Drive flange	
1	029201	1	Antriebsflansch	Drive flange	
1	029201	1	Antriebsflansch	Drive flange	
1	029201	1	Antriebsflansch	Drive flange	
1	029201	1	Antriebsflansch	Drive flange	
2	529070	1	Schneckenantriebsnabe Z=11-12B	Sprocket 11 tooth 3/4 Pitch	
2	529095	1	Schneckenantriebsnabe Z=11-12B	Sprocket 11 tooth 3/4 Pitch	
2	529064	1	Schneckenantriebsnabe Z=11-12B	Sprocket 11 tooth 3/4 Pitch	
2	529072	1	Schneckenantriebsnabe Z=11-12B	Sprocket 11 tooth 3/4 Pitch	
2	529066	1	Schneckenantriebsnabe Z=11-12B	Sprocket 11 tooth 3/4 Pitch	
2	529062	1	Schneckenantriebsnabe Z=11-12B	Sprocket 11 tooth 3/4 Pitch	
2	529060	1	Schneckenantriebsnabe Z=11-12B	Sprocket 11 tooth 3/4 Pitch	
3	5301241	1	Abdeckrohr	Plate Cover	
3	5301241	1	Abdeckrohr	Plate Cover	
3	5301241	1	Abdeckrohr	Plate Cover	
3	5301241	1	Abdeckrohr	Plate Cover	

A (Pos. 1-16)



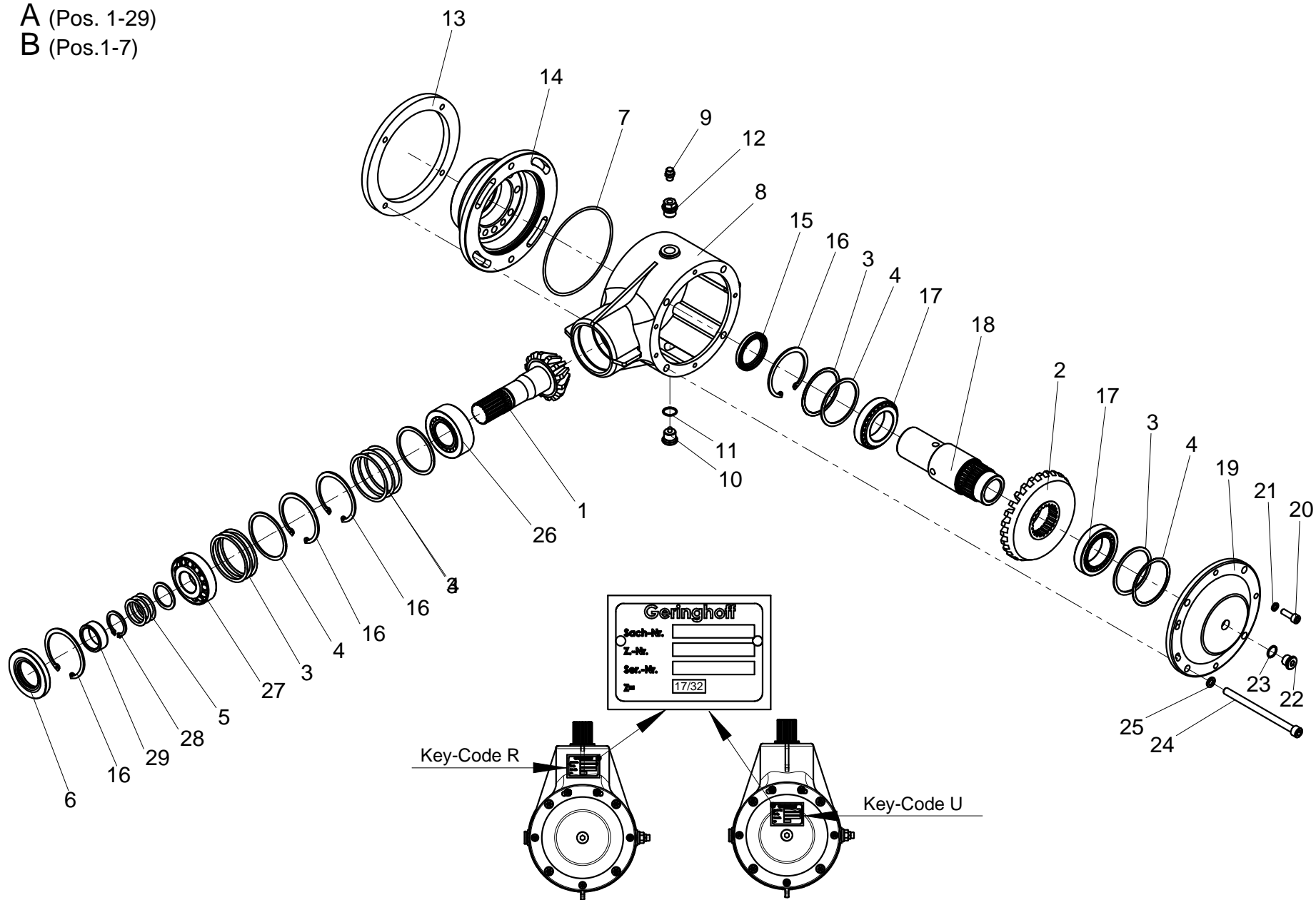
Pos.	Artikelnummer Article Number	Menge Quantity	Beschreibung	Description	Anmerkung Comment
3	5301240	1	Abdeckrohr	Plate Cover	
3	5301241	1	Abdeckrohr	Plate Cover	
3	5301241	1	Abdeckrohr	Plate Cover	
4	040688	8	Skt.-Schraube M10x110 - DIN 912 verz.	Bolt hex M10x110 - DIN 912 galv.	
4	040688	8	Skt.-Schraube M10x110 - DIN 912 verz.	Bolt hex M10x110 - DIN 912 galv.	
4	040566	8	Skt.-Schraube M10x50 - DIN 912 verz.	Bolt hex M10x50 - DIN 912 galv.	
4	040688	8	Skt.-Schraube M10x110 - DIN 912 verz.	Bolt hex M10x110 - DIN 912 galv.	
4	040688	8	Skt.-Schraube M10x110 - DIN 912 verz.	Bolt hex M10x110 - DIN 912 galv.	
4	040688	8	Skt.-Schraube M10x110 - DIN 912 verz.	Bolt hex M10x110 - DIN 912 galv.	
4	040688	8	Skt.-Schraube M10x110 - DIN 912 verz.	Bolt hex M10x110 - DIN 912 galv.	
5	040457	1	Skt.-Schraube M12x120 - DIN 933 verz.	Bolt hex M12x120 - DIN 933 galv.	
5	040488	2	Skt.-Schraube M12x60 - DIN 933, verz.	Bolt hex M12x60 - DIN 933, galv.	
5	040671	1	Skt.-Schraube M12x180 - DIN 933 verz.	Bolt hex M12x180 - DIN 933 galv.	
5	040746	2	Skt.-Schraube M12x160 - DIN 933, verz.	Bolt hex M12x160 - DIN 933, galv.	
5	040746	2	Skt.-Schraube M12x160 - DIN 933, verz.	Bolt hex M12x160 - DIN 933, galv.	
5	040800	2	Skt.-Schraube M12x120 - DIN 931, verz.	Bolt hex M12x120 - DIN 931, galv.	
5	040512	1	Skt.-Schraube M12x150 - DIN 933 verz.	Bolt hex M12x150 - DIN 933 galv.	
6	040124	1	Contact-Scheibe Form M - DIN 1524	Washer contact from M - DIN 1524	
7	025052	1	Rillenkugellager 6010 2 RS - C3	Bearing Ball 6010 2 RS - C3	
8	041082	1	Sicherungsring 50x2 - DIN 471	Snap ring 50x2 - DIN 471	
9	030021	1	Kettenspannrad Z=13-3/4	Sprocket Idler 13 tooth	
10	040255	0	Einstellscheibe 32/ 13x1	Shim 32/ 13x1	
11	010658	2	Distanzhülse	Spacer	
12	040027	1	Lagermutter M12	Nut Special M12	
13	042921	0	Paßscheibe 35x42x1,0 - DIN 933	Shim 35x42x1,0 - DIN 933	

A (Pos. 1-16)



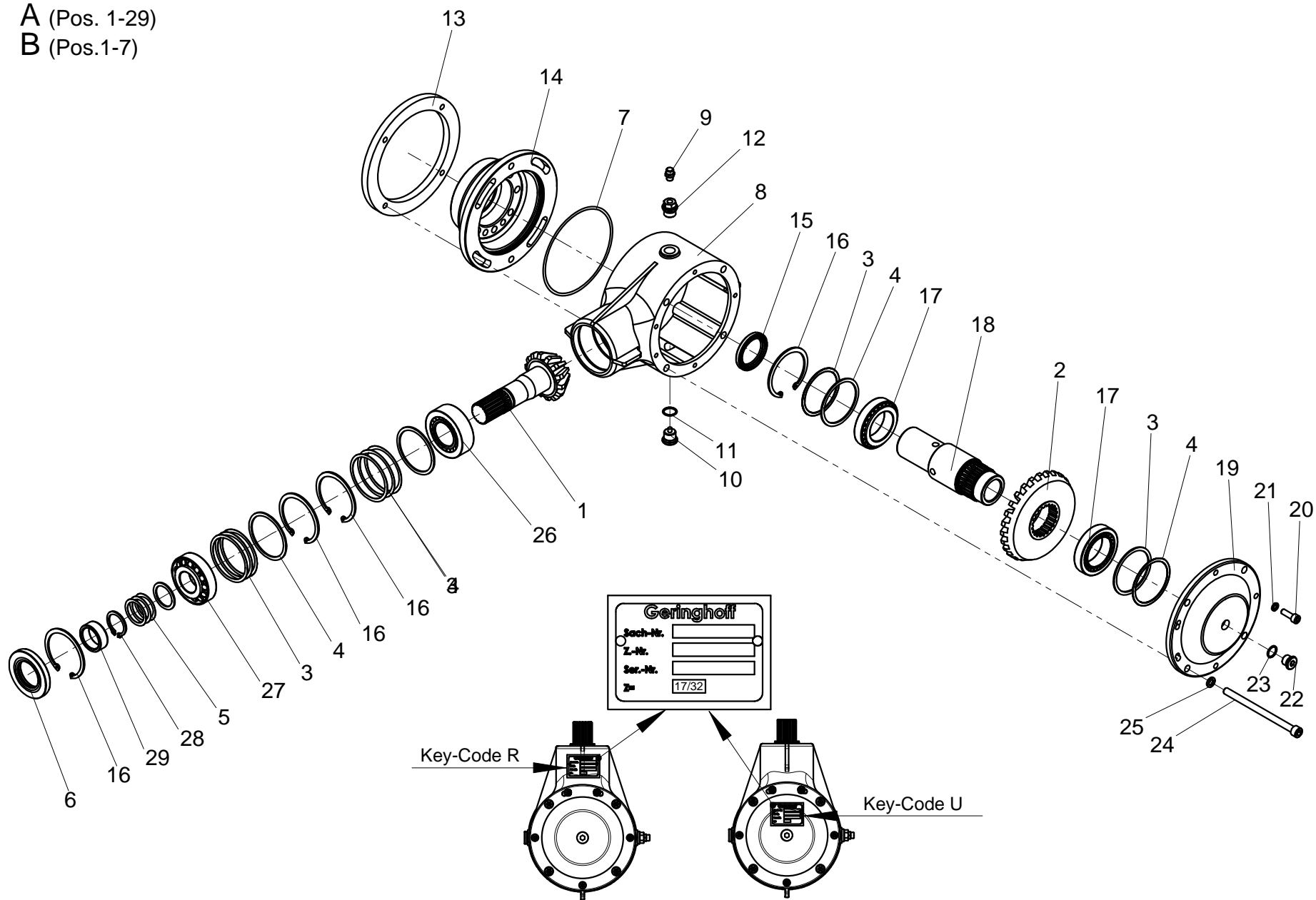
Pos.	Artikelnummer Article Number	Menge Quantity	Beschreibung	Description	Anmerkung Comment
14	040451	1	Flachkopfschraube M12x50 - DIN 603 verz.	Bolt carriage M12x50 - DIN 603 galv.	
15	040534	4	Skt.-Schraube M8x16 - DIN 933, verz.	Bolt hex M8x16 - DIN 933, galv.	
16	040083	2	Nietmutter M8	Rivet nut M8	
17	030127	1	"Kettenradscheibe Z=65 3/4""	"Sprocket Z=65 3/4""	z=65
18	030147	1	Kettenrad	Sprocket Auger 74 tooth	z=74
19	034100	1	Kette	roller chain	
20	034000	1	Kettenschloss mit Feder	Connector	
21	034001	1	Gekröpftes Glied 3/4	Offset Link 3/4	

A (Pos. 1-29)  
 B (Pos.1-7)



Pos.	Artikelnummer Article Number	Menge Quantity	Beschreibung	Description	Anmerkung Comment
A	501579	1	Winkelgetriebe	Miter gearbox	1-29
B	501718	1	Kegelrad z=32 (501721)	Bevel gear z=32	1-7
1	501718	1	Kegelrad z=32 (501721)	Bevel gear z=32	1-7
2	501718	1	Kegelrad z=32 (501721)	Bevel gear z=32	1-7
3	042926	4	Paßscheibensatz 70x80x0,1; 0,3; 0,5 - DIN988	Shim Kit 70x80x0,1; 0,3; 0,5 - DIN988	
4	040389	4	Paßscheibe 70x80x2 - DIN988	Shim 70x80x2 - DIN988	
5	041617	1	Paßscheibensatz 35x45x0,1; 0,15; 0,3; 0,5; 1,0 - DIN988	Shim Kit 35x45x0,1; 0,15; 0,3; 0,5; 1,0 - DIN988	
6	041272	1	Wellendichtring 45x80x10 BASL - DIN3760	Seal 45x80x10 BASL - DIN3760	
7	041781	1	O-Ring ø142x3	O-Ring ø142x3	
8	501700	1	Getriebegehäuse	Gearbox housing	
9	040827	1	Entlüftungsventil M10x1 m. Dichtung	Breather M10x1 with seal	
10	040850	1	Verschlußschraube mit Magnet M18x1,5 - DIN 908	Drain Plug w/Magnet M18x1,5 - DIN 908	
11	041297	1	Dichtring A18x22x1,5 - DIN 7603	Seal A18x22x1,5 - DIN 7603	
12	040908	1	Verschlußsschraube M18x1,5 / M10x1	Fitting Adapter M18x1,5 / M10x1	
13	501707	1	Befestigungsring	Ring Connecting	
14	501703	1	Gehäuseflansch	Cover Back	
15	041259	1	Wellendichtring 45x62x7 - DIN 3760	Seal 45x62x7 - DIN 3760	
16	041030	2	Sicherungsring J80x2,5 - DIN 472	Snap ring J80x2,5 - DIN 472	
17	025148	2	Kegelrollenlager 32010 - DIN 720	Taper roller bearing 32010 - DIN 720	
18	501702	1	Hohlwelle	Quill shaft	
19	501701	1	Lagerdeckel	Bearing cover	Key-Code R
19	501725	1	Lagerdeckel	Bearing cover	Key-Code U
20	040530	2	Zylinderschraube M8x25 - DIN 912, verz.	Cylindrical head bolt M8x25 - DIN 912, galv.	
21	040119	5	Federring 8 - DIN 7980	Washer lock 8 - DIN 7980	
22	040849	1	Verschlußsschraube M16x1,5 - DIN 908 5.8 verz.	Plug M16x1.5 - DIN 908 - 5.8 galv.	

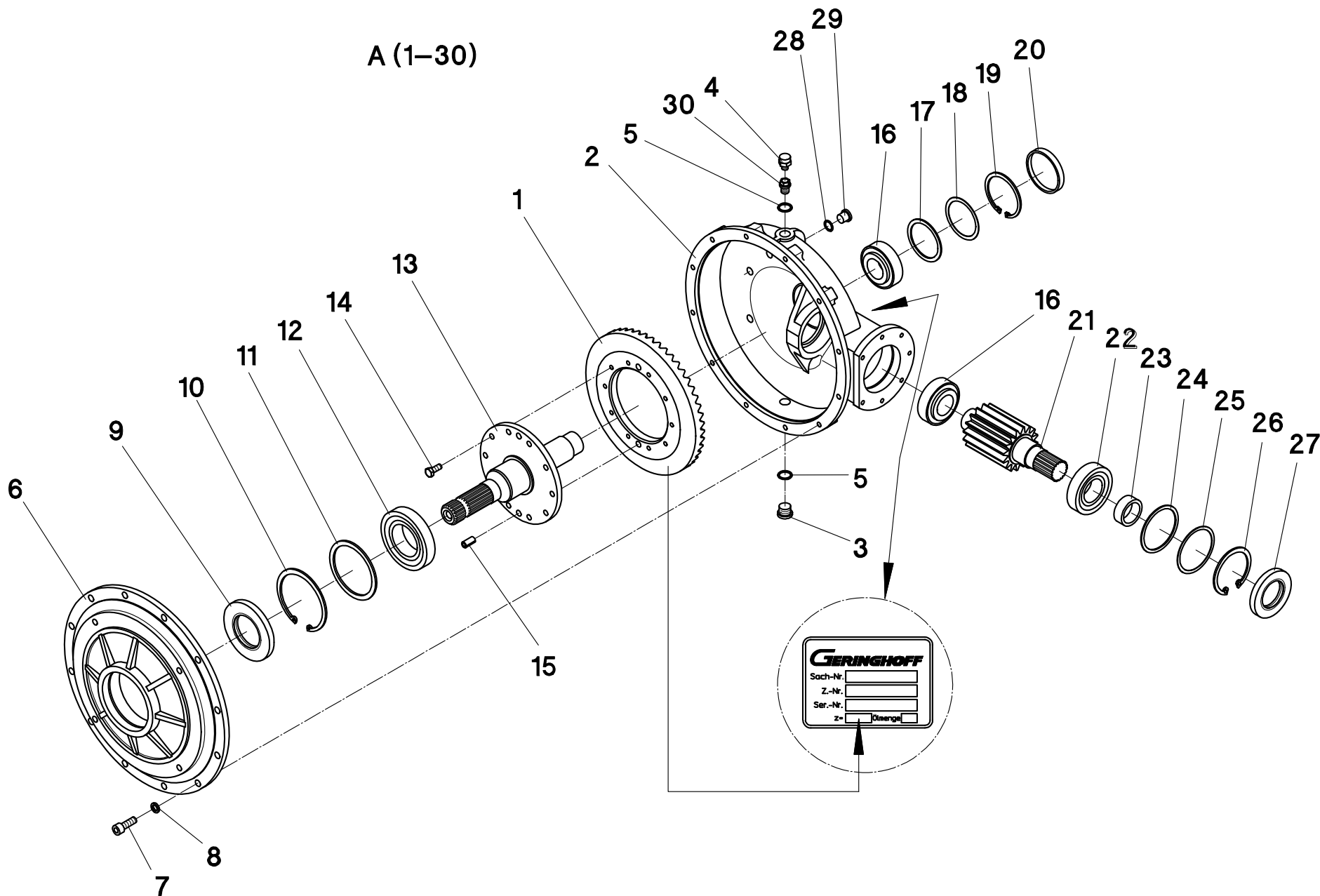
A (Pos. 1-29)  
 B (Pos.1-7)





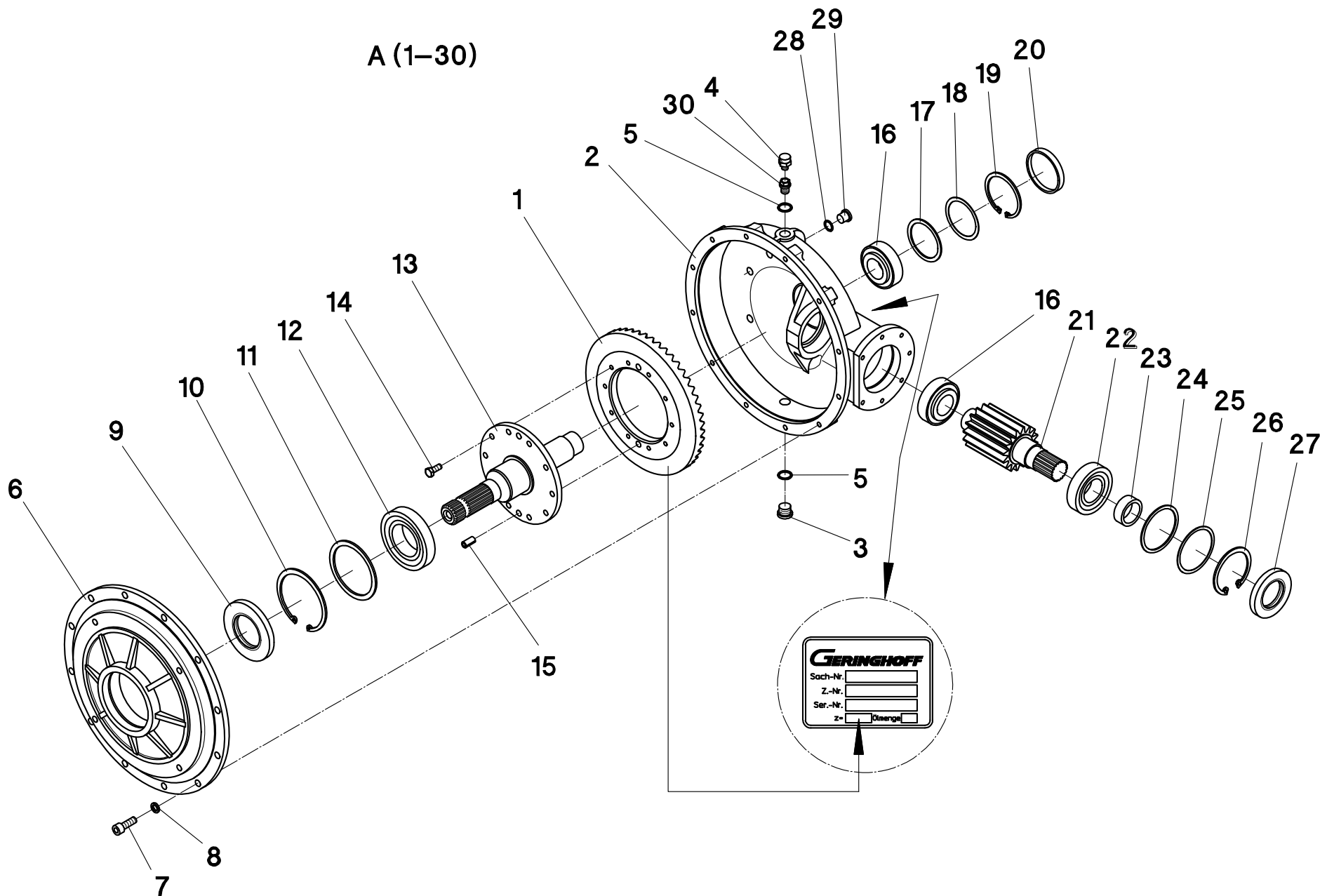
Pos.	Artikelnummer Article Number	Menge Quantity	Beschreibung	Description	Anmerkung Comment
23	041300	1	Dichtring A16x20x1,5 - DIN 7603	Seal ring A16x20x1,5 - DIN 7603	
24	040848	4	Zylinderschraube M10x150 - DIN 912	Bolt slotted cheese head M10x150 - DIN 912	
25	040122	4	Federring 10 - DIN 7980	Washer lock 10 - DIN 7980	
26	025150	1	Kegelrollenlager 33208 - DIN 720	Taper roller bearing 33208 - DIN 720	
27	025149	1	Kegelrollenlager 30307 - DIN 720	Taper roller bearing 30307 - DIN 720	
28	041145	1	Sicherungsring AS 35x2,5 - DIN 471	Snap ring AS 35x2,5 - DIN 471	
29	501706	1	Lauftring 45x16,5	Spacer 45x16,5	

A (1-30)



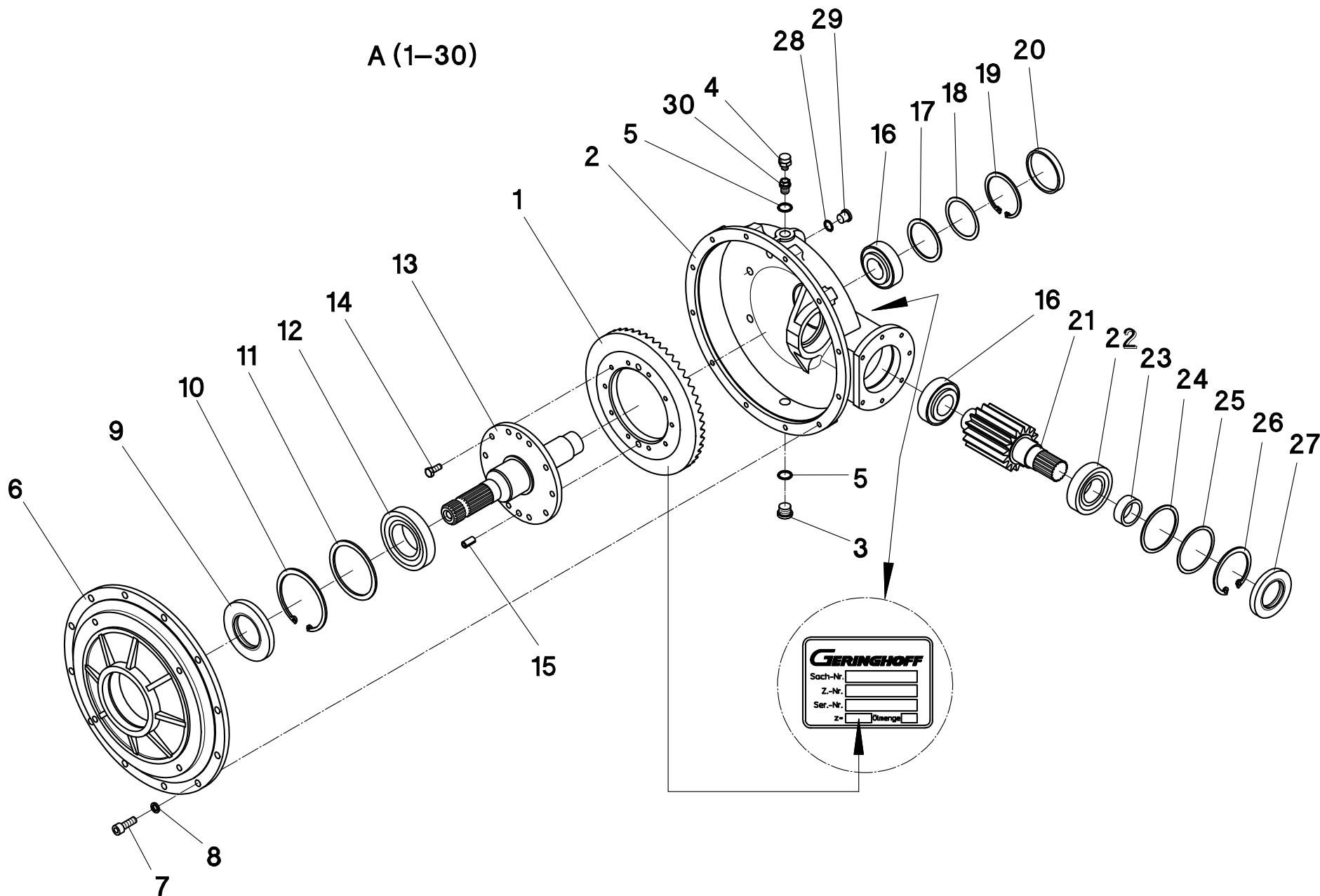
Pos.	Artikelnummer Article Number	Menge Quantity	Beschreibung	Description	Anmerkung Comment
A	501580	1	Kronenradgetriebe	Crown Gearbox CPL	"1-30; z=32"
A	501581	1	Kronenradgetriebe	Crown Gearbox CPL	"1-30; z=34"
A	501589	1	Kronenradgetriebe	Crown Gearbox CPL	"1-30; z=37"
A	501591	1	Kronenradgetriebe	Crown Gearbox CPL	"1-30; z=40"
A	501590	1	Kronenradgetriebe	Crown Gearbox CPL	"1-30; z=42"
A	501582	1	Kronenradgetriebe	Crown Gearbox CPL	"1-30; z=44"
A	501583	1	Kronenradgetriebe	Crown Gearbox CPL	"1-30; z=47"
A	501584	1	Kronenradgetriebe	Crown Gearbox CPL	"1-30; z=50"
A	501585	1	Kronenradgetriebe	Crown Gearbox CPL	"1-30; z=53"
A	501586	1	Kronenradgetriebe	Crown Gearbox CPL	"1-30; z=56"
A	501587	1	Kronenradgetriebe	Crown Gearbox CPL	"1-30; z=60"
A	501588	1	Kronenradgetriebe	Crown Gearbox CPL	"1-30; z=64"
1	501532	1	Schaltgetriebe 4-Gang	Shiftgear 4-gear	z=32
1	501534	1	Kronenrad	Crown gear	z=34
1	501537	1	Kronenrad	Crown gear	z=37
1	501540	1	Kronenrad	Crown gear	z=40
1	501542	1	Kronenrad	Crown gear	z=42
1	501544	1	Kronenrad	Crown gear	z=44
1	501547	1	Kronenrad	Crown gear	z=47
1	501550	1	Kronenrad	Crown gear	z=50
1	501553	1	Kronenrad	Crown gear	z=53
1	501556	1	Kronenrad	Crown gear	z=56
1	501560	1	Kronenrad	Crown gear	z=60
1	501564	1	Kronenrad	Crown gear	z=64
2	501750	1	Getriebegehäuse	Gearbox housing	

A (1-30)



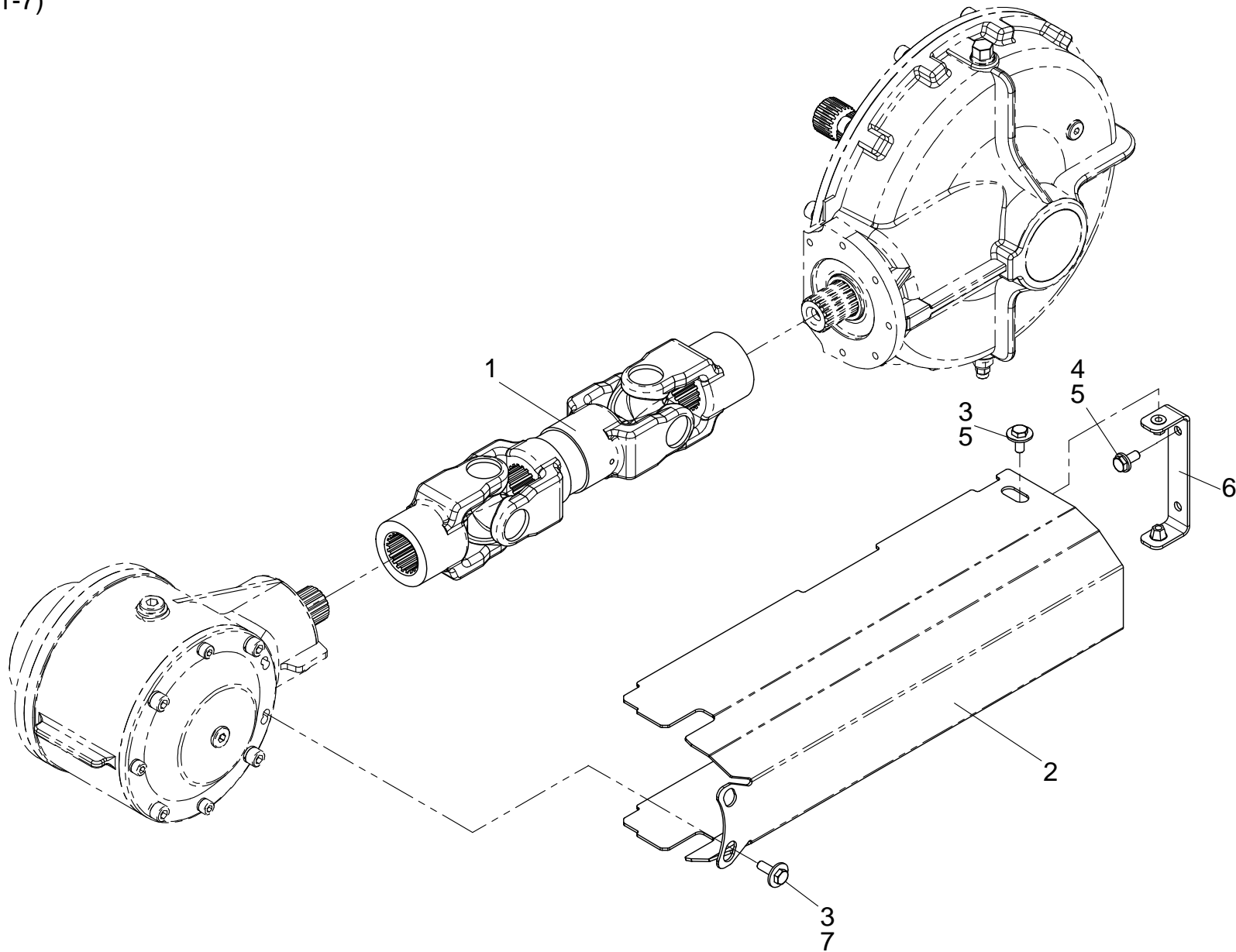
Pos.	Artikelnummer Article Number	Menge Quantity	Beschreibung	Description	Anmerkung Comment
3	040850	1	Verschlußschraube mit Magnet M18x1,5 - DIN 908	Drain Plug w/Magnet M18x1,5 - DIN 908	
4	040827	1	Entlüftungsventil M10x1 m. Dichtung	Breather M10x1 with seal	
5	041297	1	Dichtring A18x22x1,5 - DIN 7603	Seal A18x22x1,5 - DIN 7603	
6	501751	1	Gehäusedeckel	Cover	
7	040682	2	Zylinderschraube M10x30 - DIN 912, verz.	Cylindrical head bolt M10x30 - DIN 912, galv.	
8	040122	4	Federring 10 - DIN 7980	Washer lock 10 - DIN 7980	
9	041271	1	Wellendichtring 55x100x10 - DIN 3760	Seal 55x100x10 - DIN 3760	
10	041303	1	Sicherungsring J100 - DIN 472	Snap ring J100 - DIN 472	
11	040393	1	Stützscheibe 85x100x3	Shim 85x100x3	
12	025153	1	Kegelrollenlager 30211 - DIN 720	Taper roller bearing 30211 - DIN 720	
13	501752	1	Flanschelle	Drive Hub	
14	040604	4	Skt.-Schraube M8x20 - DIN 933, verz.	Bolt hex M8x20 - DIN 933, galv.	
15	041302	2	Spannhülse 10x20	Roll Pin 10x20	
16	025151	2	Kegelrollenlager 32207 - DIN 720	Taper roller bearing 32207 - DIN 720	
17	040397	1	Passscheibe 60x72x2 - DIN 988	Shim 60x72x2 - DIN 988	
18	042172	1	Passscheibensatz 60x72x0,1/0,3/0,5 - DIN 988	Shim set 60x72x0,1/0,3/0,5 - DIN 988	
19	041019	2	Sicherungsring 72x2,5 - DIN 472	Snap ring 72x2.5 - DIN 472	
20	041301	1	Verschlußdeckel 72 - DIN 442	Locking cover 72 - DIN 442	
21	501753	4	Stirnritzelwelle Z=16	Pinion shaft Z=16	
22	025152	1	Kegelrollenlager 32208 - DIN 720	Taper roller bearing 32208 - DIN 720	
23	501706	1	Lauftring 45x16,5	Spacer 45x16,5	
24	040389	4	Paßscheibe 70x80x2 - DIN988	Shim 70x80x2 - DIN988	
25	042926	4	Paßscheibensatz 70x80x0,1; 0,3; 0,5 - DIN988	Shim Kit 70x80x0,1; 0,3; 0,5 - DIN988	
26	041030	2	Sicherungsring J80x2,5 - DIN 472	Snap ring J80x2,5 - DIN 472	
27	041272	1	Wellendichtring 45x80x10 BASL - DIN3760	Seal 45x80x10 BASL - DIN3760	

A (1-30)



Pos.	Artikelnummer Article Number	Menge Quantity	Beschreibung	Description	Anmerkung Comment
28	040296	2	Kupferring 18x14x1,3 - DIN 7603	Copper ring 18x14x1,3 - DIN 7603	
29	040878	2	Verschlussschraube M14x1,5 - DIN 908	Bolt lock M14x1,5 - DIN 908	
30	040908	1	Verschlussschraube M18x1,5 / M10x1	Fitting Adapter M18x1,5 / M10x1	

A (Pos. 1-7)





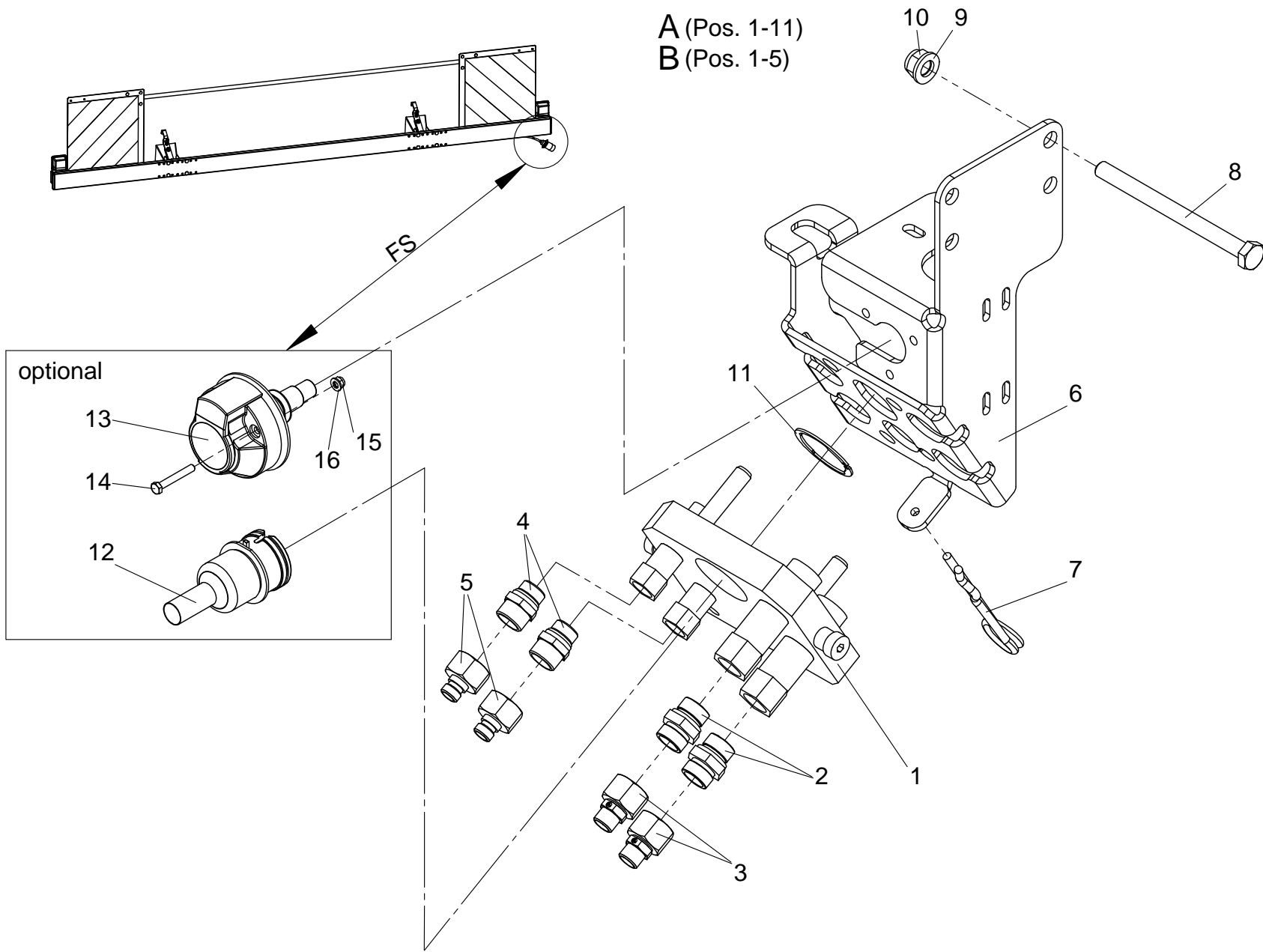
Pos.	Artikelnummer Article Number	Menge Quantity	Beschreibung	Description	Anmerkung Comment
A	5527058	1	Winkelantrieb	Angle drive	1-7
1	023785	1	Gelenkwelle	Driveline W2300 35 x 31 x 18	
2	5527131	1	Schutz	Shield Drive Shaft	
3	040216	11	Scheibe A8.4 - DIN 9021, verz.	Washer A8.4 - DIN 9021, galv.	
4	040159	1	Contact-Scheibe Form M - DIN 1524	Washer contact form M - DIN 1524	
5	040444	6	Skt.-Schraube M8x20 - DIN 933, verz.	Bolt hex M8x20 - DIN 933, galv.	
6	527268	1	Befestigungswinkel	Mounting angle	
7	040662	4	Skt.-Schraube M8x25 - DIN 933, verz.	Bolt hex M8x25 - DIN 933, galv.	



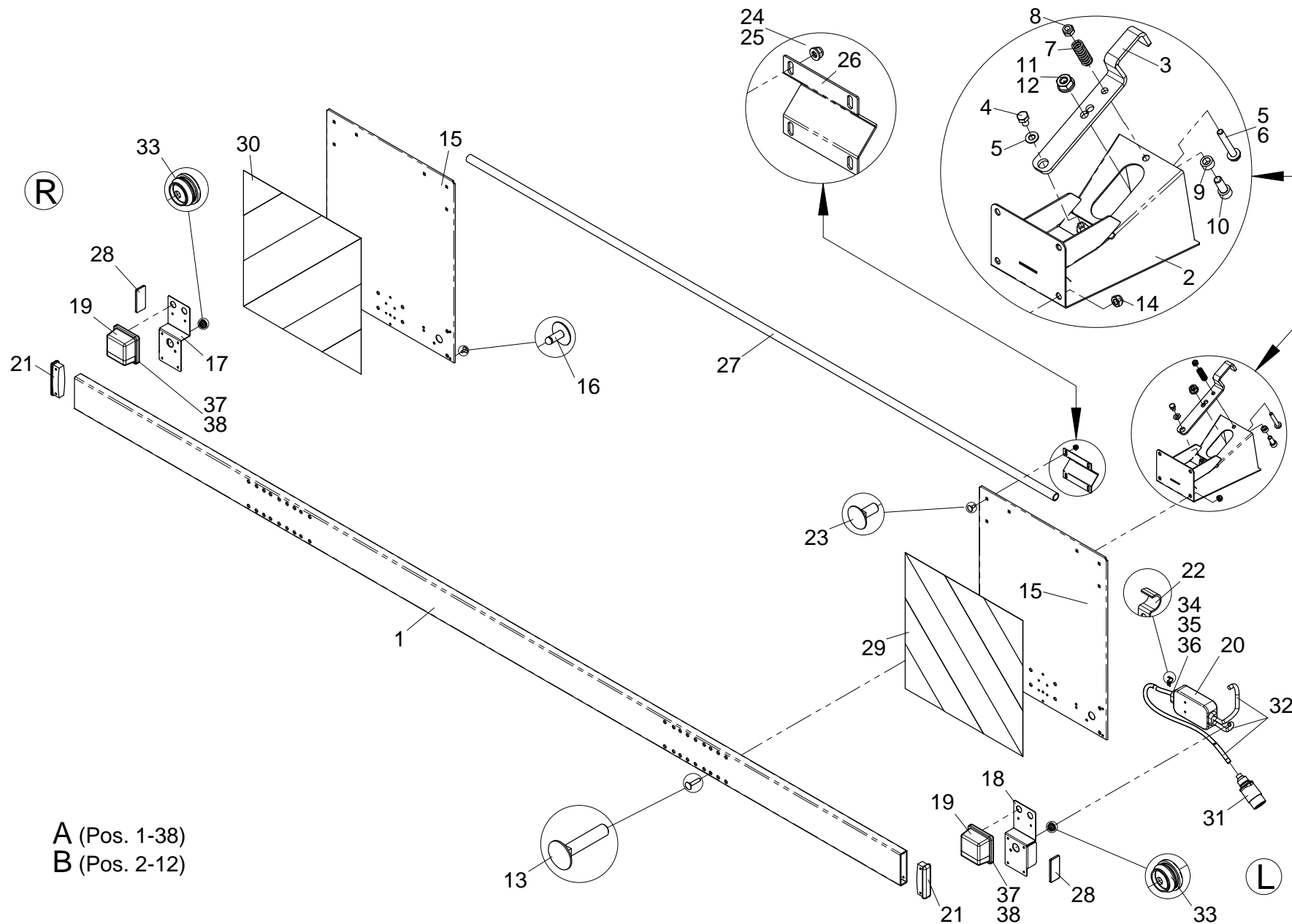
Pos.	Artikelnummer Article Number	Menge Quantity	Beschreibung	Description	Anmerkung Comment
A	507232	1	Lagermaisschnecke	Down corn auger	"L; 1-33"
B	507231	1	Lagermaisschnecke	Down corn auger	"R; 1-26; 32-33"
1	507202	1	Aufnahme	Collet	
2	507210	1	Lagermaisschnecke	Down corn auger	L
2	507211	1	Lagermaisschnecke	Down corn auger	R
3	507228	1	Lagerhalter	Bearing holder	
4	040472	1	Skt.-Schraube M10x20 - DIN 933, verz.	Bolt hex M10x20 - DIN 933, galv.	
5	040231	8	Contact-Scheibe Form M - DIN 1524	Washer contact from M - DIN 1524	
6	504327	1	Kupplungsscheibe t=12	Coupling plate t=12	
7	504328	6	Stützhülse f. Kupplungsscheibe	Support sleeve f. coupling plate	
8	040507	12	Skt.-Schraube M10x35 - DIN 933	Bolt hex M10x35 - DIN 933	
9	040217	8	Scheibe 10,5 - DIN 9021	Washer 10,5 - DIN 9021	
10	040009	8	Skt.-Mutter M10 - DIN 985	Hex nut M10 - DIN 985	
11	040202	12	Scheibe A10,5 - DIN 125, verz.	Washer A10,5 - DIN 125, galv.	
12	507206	1	Kupplungsnahe	Clutch hub	
14	040204	2	Scheibe A17 - DIN 125, verz.	Washer A17 - DIN 125, galv.	
15	049098	2	Schott-Einschraubverschraubung XSVR NW 08 HL 1/2 ED	Schott-screw fitting XSVR NW 08 HL 1/2 ED	
16	040892	1	Gewindestift M8x8 - DIN 913	Threaded pin M8x8 - DIN 913	
17	041665	2	Lamellenstopfen GPN 320 GL 25	Lamella plug GPN 320 GL 25	
18	040851	2	Skt.-Schraube M8x40 - DIN 931	Bolt hex M8x40 - DIN 931	
19	040168	4	Contact-Scheibe Form B - DIN 1524, verz.	Washer contact form B - DIN 1524, galv.	
20	040525	2	M8x45 - DIN 933 - 8.8 - verz.	M8x45 - DIN 933 - 8.8 - verz.	
21	049385	4	Kupplungsstecker BG3 - 10L - M16x1,5	Coupling plug BG3 - 10L - M16x1,5	
22	5302033	1	Markierung V-Anschluss	Marking v-connection	
23	5032032	1	Markierung T-Anschluss	Marking t-connection	



Pos.	Artikelnummer Article Number	Menge Quantity	Beschreibung	Description	Anmerkung Comment
24	026709	2	Winkelstutzen EW10L	Angle adapter EW10L	
25	048123	1	DKOL / DKOL45°	DKOL / DKOL45°	
26	042054	2	Kontermutter M16	Lock nut M16	
27	049363	1	Kupplungsstecker BG2 - 8L - M14x1,5	Coupling plug BG2 - 8L - M14x1,5	
28	026043	2	Winkel-Stutzen	Elbow connecting piece	
29	026302	1	Gerader Zwischenstutzen GZ08L	Straight union GZ08L	
30	026205	1	Rückschlagventil RHD 8-PL	Check valve RHD 8-PL	
31	049399	1	DKOL / DKOL45°	DKOL / DKOL45°	
32	507230	1	Scheibe VA	Washer VA	
33	507229	1	Bolzen M16	Bolt M16	

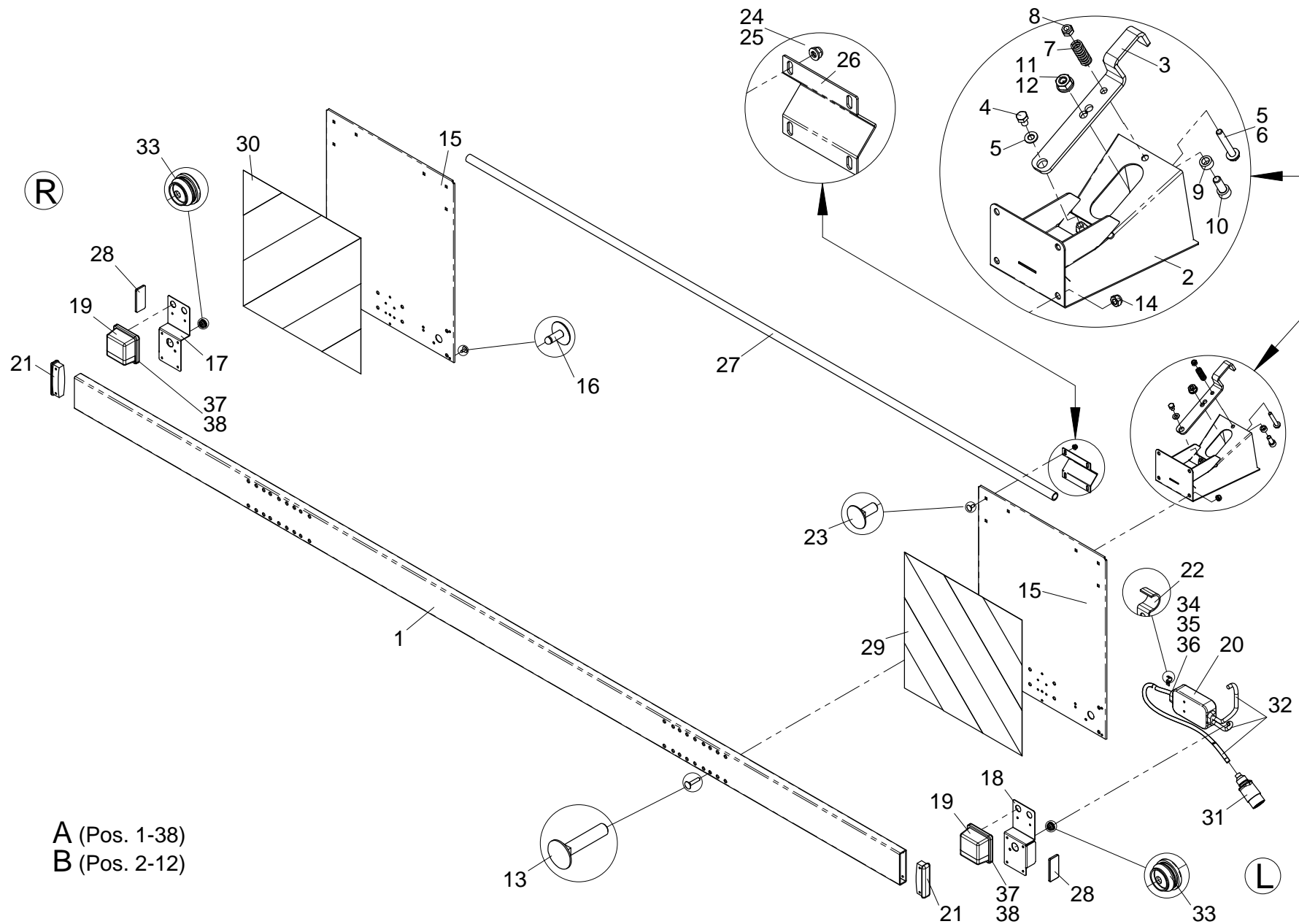


Pos.	Artikelnummer Article Number	Menge Quantity	Beschreibung	Description	Anmerkung Comment
A	556250	1	Anschlusshydraulik standard	Coupling hydraulic standard	1-11
B	556366	1	Multikupplung	Multi coupler	1-5
1	556367	1	Multikupplung Agco - 2x dw	Multi coupler Agco - 2x dw	
2	026840	2	Gerade Einschraubverschraubung 7/8-14 UNF	Straight screw fitting 7/8-14 UNF	
3	048038	2	Reduzierung 15/10	Reducing 15/10	
4	026167	2	Gerade Einschraubverschraubung	Straight screw fitting	
5	026086	2	Konus Reduzierung KOR 15/8-PL	Conus reducing connection KOR 15/8-PL	
6	5302226	1	Halter	Support	
7	041023	1	Federstecker Rd.6-dw	Spring pin Rd.6-dw	
8	040505	2	Skt.-Schraube M12x150 - DIN 931 verz. - 8.8	Bolt hex M12x150 - DIN 931 galv. - 8.8	
9	040203	4	Scheibe A13 - DIN 125, verz.	Washer A13 - DIN 125, galv.	
10	040010	9	Skt.-Mutter M12 - DIN 985, verz.	Hex nut M12 - DIN 985, galv.	
11	041382	1	Sicherungsring	Snap ring	
12	028960	1	Kabelbaum Agco	Wiring harness Agco	
13	026524	1	Steckdose 7polig H-B	Electrical outlet 7-pin H-B	
14	040890	3	Skt.-Schraube M5x35 - DIN 933, verz.	He bolt M5x35 - DIN 933, galv.	
15	040006	3	Skt.-Mutter M5 - DIN 985, verz.	Hex nut M5 - DIN 985, galv.	
16	040276	3	Scheibe A5,3 - DIN 125, verz.	Washer A5,3 - DIN 125, galv.	



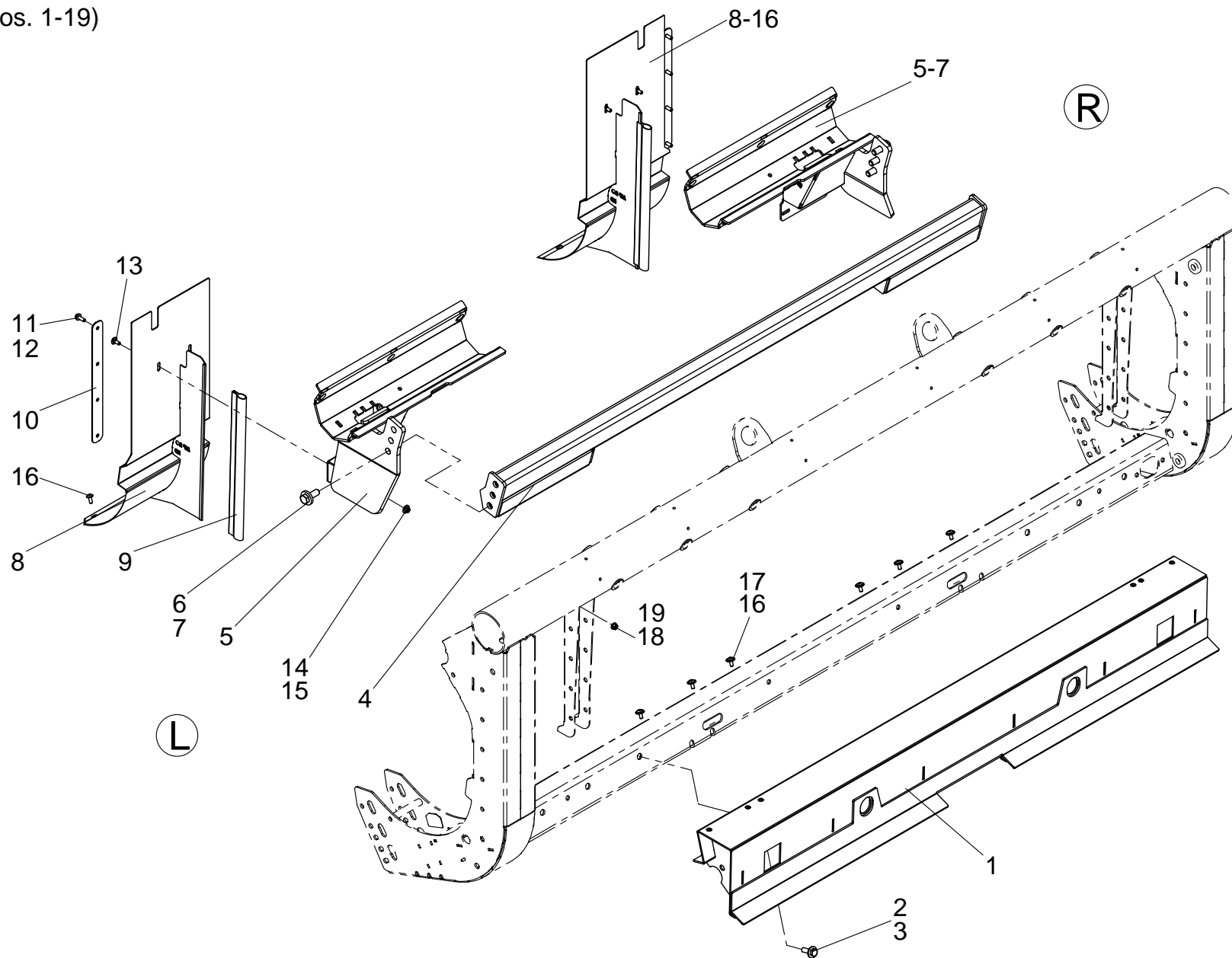


Pos.	Artikelnummer Article Number	Menge Quantity	Beschreibung	Description	Anmerkung Comment
A	011400	1	Alu-Frontschutz	Alu front protection	1-38
B	504409	1	Aufnahmeschuh	Support shoe	2-12
1	011448	1	Alu-Schiene	Alu rail	
2	504410	1	Aufnahmeschuh	Support shoe	
3	504415	1	Flacheisen	Flat iron	
4	040863	1	Skt.-Schraube M8x12 - DIN 933, verz.	Bolt hex M8x12 - DIN 933, galv.	
5	040201	6	Scheibe A8.4 - DIN 125, verz.	Washer A8.4 - DIN 125, galv.	
6	040580	1	Skt.-Schraube M8x55 - DIN 933	Bolt hex M8x55 - DIN 933	
7	041905	1	Druckfeder - DIN 2098	Compression spring - DIN 2089	
8	040008	2	Skt.-Mutter M8 - DIN 985	Hex nut M8 - DIN 985	
9	504416	1	Rohr Ø16x2,9x8 - DIN 2448	Tube Ø16x2,9x8 - DIN 2448	
10	040545	1	Zylinderschraube M10x25 - DIN 912	Cylindrical head bolt M10x25 - DIN 912	
11	040160	1	Contact-Scheibe Form M - DIN 1524	Washer contact form M - DIN 1524	
12	040003	1	Skt.-Mutter M10 - DIN 934	Hex nut M10 - DIN 934	
13	040701	8	Flachr.-Schraube M8x40 - DIN 603, verz.	Bolt carriage M8x40 - DIN 603, galv.	
14	040008	2	Skt.-Mutter M8 - DIN 985	Hex nut M8 - DIN 985	
15	011433	2	Warntafelhalter	Bracket warning sign	
16	041154	10	Blindniete	Blind rivet	
17	011451	1	Halter	Bracket	
18	011452	1	Halter	Bracket	
19	026505	2	Blink-Positionsleuchte	Flasher position light	
20	028560	1	Leitungsverbinder	Line junction	
21	041161	2	Endstück	End piece	
22	028843	5	Klemmschelle - DIN 72571	Clamp - DIN 72571	
23	040714	6	Flachr.-Schraube M6x16 - DIN 603, verz.	Bolt carriage M6x16 - DIN 603, galv.	

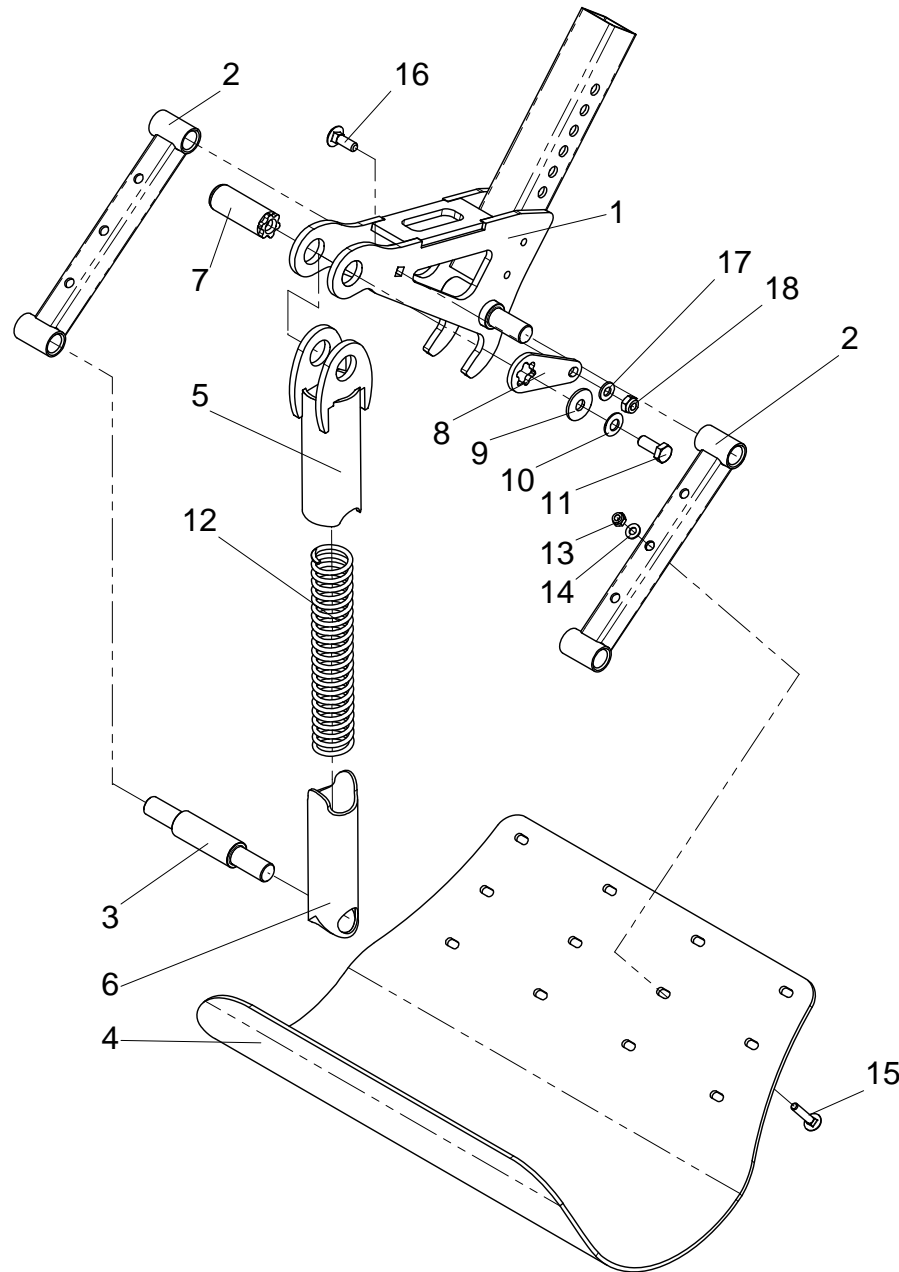


Pos.	Artikelnummer Article Number	Menge Quantity	Beschreibung	Description	Anmerkung Comment
24	040007	6	Skt.-Mutter M6 - DIN 985, verz.	Hex nut M6 - DIN 985, galv.	
25	040200	6	Scheibe A6.4 - DIN 125, verz.	Washer A6.4 - DIN 125, galv.	
26	011464	2	Rohrklemme	Pipe clamp	
27	513420	1	Rohr	Tube	
28	026562	1	Rückstrahler	Reflector	
29	012998	2	Warnmarkierungsfolie	Warning tape foil	L
30	012999	1	Warnmarkierungsfolie	Warning tape foil	R
31	026507	1	Stecker	Plug	
32	028844	1	Kabel	Cable	
33	028842	2	Doppelmembranstutzen	Double membrane	
34	041597	7	Kabelhülse	Cablesleeve	
35	026555	13	Flachstecker	Flat plug	
36	028841	1	Leistungsverbinder	Line connector	
37	026554	2	Glühbirne 12V/ 5W	Light bulb 12V/ 5W	
38	026553	2	Glühbirne 12V/ 21W	Light bulb 12V/ 21W	

A (Pos. 1-19)



Pos.	Artikelnummer Article Number	Menge Quantity	Beschreibung	Description	Anmerkung Comment
A	558871	1	Adaption	Adaption	1-19
1	558866	1	Anlageblecherweiterung	Fitting plate	
2	040455	1	Skt.-Schraube M12x30 - DIN 933	Bolt hex M12x30 - DIN 933	
3	040157	12	Contact-Scheibe Form B - DIN 1524, verz.	Washer contact form B - DIN 1524, galv.	
4	558874	1	4kt. Rohr	Square tube	
5	558872	1	Dachadapter	Roof adapter	L
5	558873	1	Dachadapter	Roof adapter	R
6	040630	6	Skt.-Schraube M16x45 - DIN 933 - verz.	Bolt hex M16x45 - DIN 933 - galv.	
7	040214	6	Scheibe 17 - DIN 7349, verz.	Washer 17 - DIN 7349, galv.	
8	558154	1	Bodenblecherweiterung	Filler plate	L
8	558155	1	Bodenblecherweiterung	Filler plate	R
9	552199	2	Kantenschutz	Edge protection	
10	552554	2	Klemmblech	Clamping plate	
11	040448	1	Skt.-Schraube M8x25 - DIN 933	Bolt hex M8x25 - DIN 933	
12	040372	10	Contact-Scheibe Form A - DIN 1524, verz.	Washer contact form A - DIN 1524, galv.	
13	040437	2	Flachr.-Schraube M8x20 - DIN 603	Bolt carriage M8x20 - DIN 603	
14	040008	2	Skt.-Mutter M8 - DIN 985	Hex nut M8 - DIN 985	
15	040168	4	Contact-Scheibe Form B - DIN 1524, verz.	Washer contact form B - DIN 1524, galv.	
16	040917	1	Linsenflanschkopfschr. M8x20 - ISO 7380-2, verz.	Bolt flange allen head M8x20 - ISO 7380-2, galv.	
17	040216	11	Scheibe A8.4 - DIN 9021, verz.	Washer A8.4 - DIN 9021, galv.	
18	040014	2	Skt.-Mutter M8 - DIN 934, verz.	Hex nut M8 - DIN 934, galv.	
19	040372	10	Contact-Scheibe Form A - DIN 1524, verz.	Washer contact form A - DIN 1524, galv.	
A	B				



A (Pos.1-18)  
B (Pos. 7-11)

Pos.	Artikelnummer Article Number	Menge Quantity	Beschreibung	Description	Anmerkung Comment
A	5507160	1	Stoppelkufe mont.	Skid mounted	1-18
B	588336	1	Verbindungsbolzen mont.	connecting bolt mounted	7-11
1	5507164	1	Konsole geschw.	Bracket welded	
2	5307165	2	Rohr	tube	
3	5307172	1	Steckachse	Axis	
4	5507173	1	Kufe breit verstellbar	Skid wide adjustable	
5	5307168	1	Federführung oben	spring guide up	
6	5307171	1	Federführung unten	spring guide below	
7	588337	1	Bolzen für Verbindungsbolzen	bolt for connecting bolt	
8	588328	1	Blech für Bolzen	sheet for bolt	
9	040218	1	Scheibe A13 - DIN 9021, verz.	Washer A13 - DIN 9021, galv.	
10	040124	1	Contact-Scheibe Form M - DIN 1524	Washer contact from M - DIN 1524	
11	040496	8	Skt.-Schraube M12x30 - DIN 933	Bolt hex M12x30 - DIN 933	
12	044085	1	Druckfeder d5 Dm40 L0=300	compression spring d5 Dm40 L0=300	
13	040008	2	Skt.-Mutter M8 - DIN 985	Hex nut M8 - DIN 985	
14	040201	6	Scheibe A8.4 - DIN 125, verz.	Washer A8.4 - DIN 125, galv.	
15	040615	6	DIN603-M8x45-8.8-A3C	DIN603-M8x45-8.8-A3C	
16	040452	2	DIN603-M10x30-8.8-A3C	Bolt Carriage DIN603-M10x30-8.8-A3C	
17	040202	12	Scheibe A10,5 - DIN 125, verz.	Washer A10,5 - DIN 125, galv.	
18	040009	8	Skt.-Mutter M10 - DIN 985	Hex nut M10 - DIN 985	